


U N I V E R S I T Y O F V I R G I N I A

PAVILION VIII




H I S T O R I C S T R U C T U R E R E P O R T

PAVILION VIII

UNIVERSITY OF VIRGINIA

PAVILION VIII

UNIVERSITY OF VIRGINIA



HISTORIC STRUCTURE REPORT

JOHN G. WAITE ASSOCIATES, ARCHITECTS PLLC
2017

© Copyright 2017
John G. Waite Associates, Architects PLLC and
The University of Virginia

*We would like to thank the following groups and individuals
for their assistance in the preparation of this report.*

University of Virginia

Teresa A. Sullivan, President

Colette Sheehy, Senior Vice President for Operations

Melissa F. Clarke, Director of Capital and Administrative Budgets

Richard Gatlin, Senior Budget Analyst

Office of the Architect for the University

Alice J. Raucher, Architect for the University

Mary V. Hughes, University Landscape Architect

Brian E. Hogg, Senior Historic Preservation Planner

University of Virginia Facilities Management

Donald E. Sundgren, Associate Vice President and Chief Facilities Officer

Joseph Dye Lahendro, Supervisory Historic Preservation Architect

James D. W. Zehmer, Historic Preservation Project Manager

Sarita Herman, Historic Preservation Project Manager

Mark S. Kutney, Architectural Conservator

Ryan Taylor, Central Grounds Zone Senior Manager

Randy Spencer, Central Grounds Zone Maintenance Senior Supervisor

The staff of the Central Grounds Zone Maintenance Crew

Prepared for
UNIVERSITY OF VIRGINIA

John G. Waite Associates, Architects PLLC
384 Broadway, Albany, New York 12207
64 Fulton St., New York, New York, 10038

Senior Principal
John G. Waite, FAIA

Principal-in-Charge
Clay S. Palazzo, AIA

Principal
Douglas G. Bucher

Project Manager
Matthew K. Scheidt, AIA

Architectural Staff
Shannon E. Brown, AIA
Stephanie Campbell
Chelle M. Jenkins
Jessica D. Lankston
Amanda R. Lewkowicz, AIA
Edward A. Schl

Architectural Historian
Mount Ida Press

Diana S. Waite
Sandra Castro-Baker

Structural Engineer
MCC≡1200 Architectural Engineers, PLLC
John Matteo, PE

Mechanical, Electrical, Plumbing Engineer
Kohler Ronan, LLC Consulting Engineers

Robert V. Hedman, P.E.
Christopher M. Vahlsing, P.E.
Jonathan P. Kurtz

CONTENTS

INTRODUCTION 9

THE JEFFERSONIAN PRECINCT 11


HISTORY 13

EVOLUTION DRAWINGS 92

ARCHITECTURAL DESCRIPTION 99

PROBLEMS OF REPAIR 190

RECOMMENDATIONS 210



Engraving of University of Virginia (above) and detail of Pavilion VIII (left) by J. Serz, published by C. Bohn, 1856.

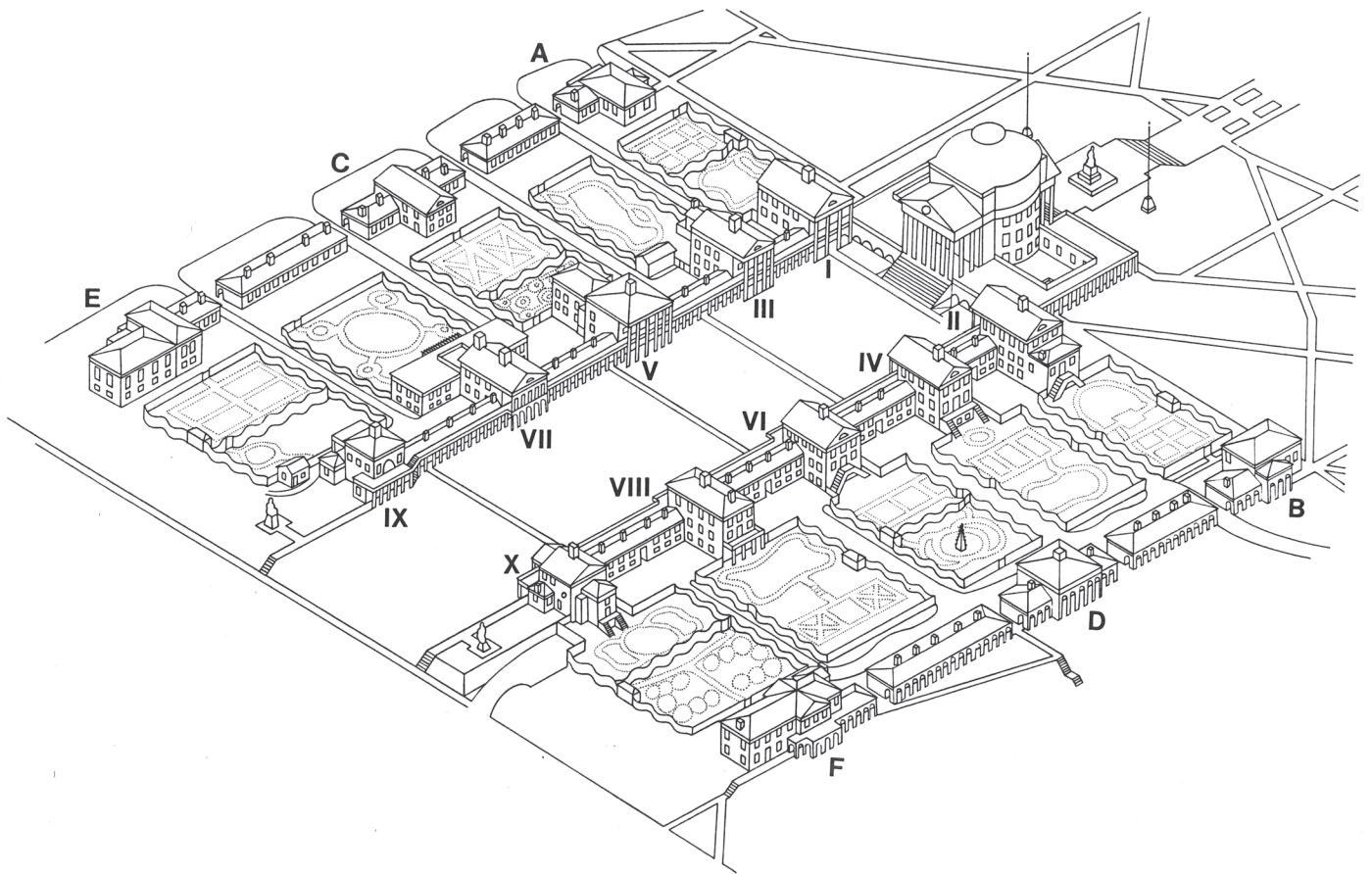
INTRODUCTION

After Thomas Jefferson completed his second term as President of the United States in 1809, his principal effort, until his death in 1826, was the creation and construction of what became The University of Virginia. The new University was designed by Jefferson with the consultation of Benjamin Henry Latrobe, the first professionally trained architect in America, who was also Jefferson's Surveyor of Public Buildings (the position later developed into the Architect of the Capitol). The construction of the buildings designed by Jefferson began with Pavilion VII in 1817 and ended with the completion of the Rotunda in 1827. Jefferson's drawing of Pavilion VIII designates it as "Latrobe's Lodge," inferring that it, like Pavilion IX and the Rotunda, is one of the Lawn buildings where Jefferson collaborated with Benjamin Henry Latrobe. That note hints at the close working relationship between Jefferson and Latrobe and the high degree of professional respect that each had for the other. This collaboration resulted in Pavilion VIII's recessed entrance, filled with four massive Corinthian columns, which formed one of the most architecturally distinctive and innovative elevations among the pavilions.

This report is the latest in the series of historic structure reports for the buildings of Thomas Jefferson's Academical Village. The Pavilion VIII report, like the previous studies, strongly advocates a sound curatorial approach to the maintenance, renewal and restoration of the Jefferson buildings at the University.

The preparation of a historic structure report is the first step in developing a disciplined approach to the care of a historic building. A team of architects, engineers, architectural historians and building conservators carried out the recording and investigation of the building, and then prepared a graphic and written record. The team reviewed archival information; examined the building fabric; and determined date of origin, existing conditions, and scope of needed repairs. Assembling the minutiae of the building's history and current conditions creates a benchmark that will not only provide a guide for immediate work, but will furnish future generations with a clear picture of what was found in our time.

Gleaning from Thomas Jefferson's papers, the University's archives and other written accounts and graphic materials, it was possible to assemble a history of the building's design, construction, subsequent alterations, and use. Careful measurement of all exterior and interior features allowed for the preparation of a set of architectural drawings which illustrate the present configuration, as well as the evidence of its previous conditions and modifications.



The Jeffersonian Precinct.

PAVILION VIII

THE JEFFERSONIAN PRECINCT

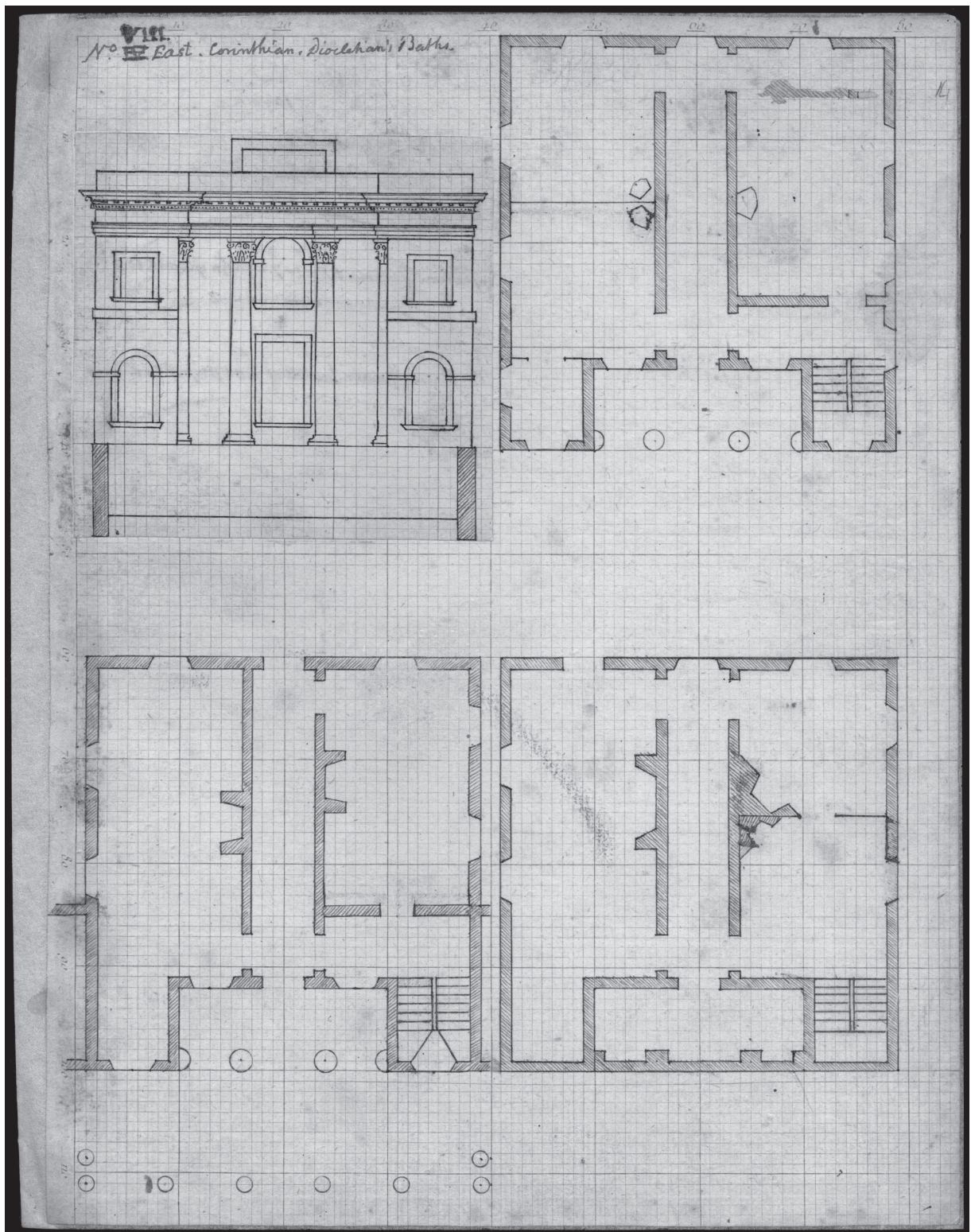
Originally called the Academical Village, the present Jeffersonian Precinct of the University of Virginia occupies a twenty-eight-acre site in the rolling hills just east of the Shenandoah Valley. The original U-shaped complex of buildings is situated on an elevated site that slopes gently down toward the south. The Rotunda, which originally housed classrooms and the library, is located at the heart of the complex at the northern end of the central green space, called the Lawn. Two rows of five pavilions, each with connecting dormitory rooms, form the east and west sides of the Lawn and terminate at the foot of the Rotunda. Behind each row of pavilions is a row of three hotels, which were built as eating facilities, and connecting dormitory rooms. Between these inner and outer ranges are gardens bounded by serpentine walls.

The ten pavilions are numbered I to X. Odd-numbered pavilions are on the west, and even numbered pavilions are on the east. The lower the number of the pavilion, the closer it is to the Rotunda. Each of the pavilions originally housed one of the University's ten original, separate schools. Each contained classrooms and the professor's living quarters. The professors lived on the upper floors and taught their classes on the lower floors.

The pavilions are connected by a continuous colonnade, which offers shelter from the weather and partially screens the utilitarian dormitories from public view. The walkway on the roofs of the colonnade that connects the second-floor levels of the pavilions is reserved for the private use of the faculty and their families.

Each of the pavilions was designed by Thomas Jefferson with elements drawn from classical models as published by Palladio, Fréart de Chambray, and Charles Errard. Each is different, thereby offering a separate lesson in classical orders and architecture.

The Lawn itself measures 740 feet in length and 192 feet in width. Lined with rows of trees, the Lawn is terraced in gradual steps from north to south. The Jeffersonian Precinct is separated from the newer sections of the University by roads on the west, north, and east sides and by a wide walkway on the south.



Thomas Jefferson's June, 1819 elevation and plans for Pavilion VIII.

PAVILION VIII

HISTORY

Pavilion VIII, the fourth pavilion south of the Rotunda on the east side of the Lawn, is distinguished by its two-story columns with finely carved Corinthian capitals and its recessed entryway, which is illuminated by light wells in the covered walkway that connects the pavilion with the adjoining dormitories. Pavilion VIII was designed by Thomas Jefferson in 1819 and built beginning in 1820.¹

CONSTRUCTION ON THE LAWN

Thomas Jefferson had long been committed to his own innovative architectural scheme for a public university, one that incorporated an arrangement of smaller buildings rather than a single large central structure. In 1805, for example, as delegates to the Virginia General Assembly were drafting a bill to create a university, Jefferson warned that “the greatest danger will be their over-building themselves by attempting a large house in the beginning, sufficient to contain the whole institution.” “Large houses are always ugly; inconvenient, exposed to the accident of fire, and bad in cases of infection,” he continued. “A plain small house for the school & lodging of each professor is best. These connected by covered ways out of which the rooms of the students should open would be best. These may then be built only as they shall be wanting. In fact an University should not be an house but a village. This will much lessen their first expenses.”²

In 1816 the Virginia General Assembly authorized the establishment of Central College and stipulated that it should be located in Albemarle County. A year later, in April 1817, members of the Board of Visitors inspected possible locations for the college and, although they lacked a quorum, decided to move ahead, “provisionally” authorizing the acquisition of a site “about a mile above the town” of Charlottesville.³ Wasting no time, Jefferson wrote within a few days to James Dinsmore, a master carpenter who had worked at Monticello, explaining the architectural scheme and seeking to interest him and John Neilson, another master carpenter who had also been engaged at Monticello, in working on the university buildings:

we do not propose to erect a single grand building, but to form a square of perhaps 200 yards, and to arrange around that pavilions of about 24. by 36. f. one for every professorship & his school. They are to be of various forms, models of

PAVILION VIII

chaste architecture, as examples for the school of architecture to be formed on. We shall build one [pavilion] only in the latter end of this year, and go on with others year after year, as our funds increase.⁴

Jefferson also told Dinsmore that he expected that the “superintendence of the buildings will rest chiefly on myself as most convenient. So far as it does I should wish to commit it to yourself and mr Ne[i]lson.” Jefferson noted that there would be little construction “called for this year which might disturb your present engagements,” but “it will open a great field of future employment for you.” “Will you undertake it?” he asked.⁵ Dinsmore agreed, writing to Jefferson on April 22, 1817, that “the proposition you make is most agreeable to me and I with pleasure accept it.”⁶ Dinsmore would play a central role in the construction of three of the ten pavilions, including Pavilion VIII, as well as the Rotunda.

The Board of Visitors soon gathered for another meeting, held on May 5, 1817, this time having a quorum in attendance. At that meeting, the Visitors agreed to purchase the property that had been provisionally approved in April, a plot of approximately 44 acres just west of Charlottesville. They also approved the master plan for the college that Jefferson had developed, examining a drawing of “a plan presented to the trustees of the Albemarle academy,” probably Jefferson’s 1814 layout for this school, which was never built. The minutes of the May 1817 meeting described this drawing as showing “a distinct Pavilion or building for each separate professorship.” The pavilions were arranged “around a square, each pavilion containing a schoolroom & two apartments for the accommodation of the Professor with other reasonable conveniences.”⁷

At this same meeting the Visitors also agreed that “one of those pavilions shall now be erected,” and they directed the proctor “so soon as the funds are at his command to agree with proper workmen for the building of one, of stone or brick below ground, & of brick above, of substantial work, of regular architecture, well executed, and to be compleated if possible during the ensuing summer & winter.”⁸ This first pavilion, located along the west side of the Lawn, became known as Pavilion VII, and, in time, Pavilion VIII would rise, from the east side of the Lawn, to face it.

In October 1819 Jefferson, writing in his capacity as the rector of the Board of Visitors of the newly established University of Virginia, issued the school’s first annual report. In it he pointed out that the Visitors had agreed that the “funds of the University should be diverted as little as possible to the general employment of Professors, until provision should be made for their accommodation, and for boarding houses and lodgings for the Students.” By the time of the report, Jefferson continued, one pavilion and 15 dormitories had been “as nearly finished as is deemed expedient until wanted for occupation,” and a second pavilion was to be completed during the coming winter. Five other pavilions were “more or less advanced,” and 20 more dormitories were “in progress.” More progress was made during October and November 1819, and Jefferson was able to report on December 1 that the “walls of the 7 pavilions and 37 dormitories, then in progression, have been completed, and

Pavilion No VIII. East. Corinthian of Discretion's baths. Note an error in the draught of the elevation of building which is 2 ft too narrow. Horizontal measurements are right in the ground plan. The vertical measurements are right in the elevation.

Lodge 20 ft wings 9 ft each. front 38.

$$\begin{array}{rcl} \text{Column base} & \text{diam} & 1-0 \\ \text{shaft} & 8-20 & = 16-8 \\ \text{Capital} & 1-10 & = 2-4 \\ & 20- & \end{array}$$

$$\begin{array}{rcl} \text{Entablature Architrave} & 0-40 & = 1-4 \\ \text{friso} & 0-40 & = 1-4 \\ \text{Cornice} & 0-52 & = 1-8.8 \\ & 2-12 & = 2-4.8 \\ \text{Order entire} & 12-12 & = 24-4.8 \end{array}$$

$$\begin{array}{rcl} 1-4 \text{ diam.} & 1-2 & \text{diam.} \\ \text{projection of cornice} & 45 & = 1-7.2 \\ \text{projection of Capital} & 18 & = 7.2 \\ \text{Lodge} & 30 + 2 + 1 + 3 + 1 + 2 + 30 & = 100 \\ & 1 + 4 + 2 + 6 + 2 + 4 + 1 & = 20 \end{array}$$

$$\begin{array}{rcl} \text{The Entablature being} & - & - & - & 4-4.8 \\ \text{pitch of upper room} & - & - & - & 10-8.4 \\ \text{leaves between Entabl. \& floor} & - & - & 6-3.6 & \text{for the upper windows} \\ \text{from the Zocle to the floor being} & 2- & & & \\ \text{and pitch of lower room} & 10-8.4 \\ & 12-8.4 \\ \text{deduct the height of the Tuscan} & 11-7.86 \\ \text{leaves descent from upper floor to terrace} & 1-0.54 \end{array}$$

Kitchen cislind to zocle 1 ft. to kitchen floor 7 ft. to foundation 2 ft = 10 ft

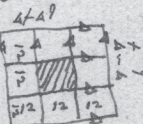
leaves clear pitch of kitchen 8 ft

Pediment $\frac{1}{2} \times 1-2.4$ height $\frac{1}{2} \times 9-2$

$$\begin{array}{rcl} \text{Stairs} & 1^{\text{st}} \text{ flight} & 11 \text{ risers of } 7.2 = 6-5 \\ & 2^{\text{nd}} & 9 \text{ - - - } 5-3 \\ & & 11-8 \end{array}$$

$$\begin{array}{rcl} 10 \text{ treads of } 9.6 \\ 8 \text{ - - - } 9.6 \end{array}$$

Chimney shaft. Offices & a dead one



Thomas Jefferson's notes and specifications for Pavilion VIII.

PAVILION VIII

their roofs are in forwardness to be put up in due time.” Then, he continued, “their inner and outer finishings” would be undertaken during the coming year.⁹

In his next annual report Jefferson explained that the Visitors had decided at their April 1820 meeting that “it would be most expedient to compleat all the buildings necessary for the accommodation of the Professors and Students, before opening the institution”; otherwise, he continued, the cost of maintenance once the university opened would absorb all of its funds and leave nothing to finish construction.¹⁰ Accordingly, the Visitors authorized the proctor “to enter into contracts for the completion of the buildings already begun, and for the erection of those still wanting, so as to provide, in the whole ten pavilions for the Professors required by law, five hotels for dieting the students, and a sixth for the use of the Proctor, with an hundred and four dormitories, sufficient for lodging 208 students.” The contracts were to specify that all construction be completed by fall 1821.¹¹ Pavilion VIII was part of the 1820 building campaign.

THE DESIGN OF PAVILION VIII

Jefferson had created not only the master plan for the layout of the university; he would also draw the plans for the individual pavilions. He sought assistance first from William Thornton, the first architect of the U.S. Capitol, and in June 1817 from Benjamin Henry Latrobe, architect and the surveyor of public buildings during Jefferson’s years as president. In early August Jefferson told Latrobe that what he needed at the university was “a variety of sketches for the fronts of the pavilions; out of which we chuse the handsomest.”¹²

Latrobe was eager to be involved. He wrote Jefferson within a fortnight that he had “suspended my drawing” and promised to forward it to Jefferson, telling him that “if there is any thing in it which you think useful, it is yours.” Latrobe had illustrated on the drawing “seven or eight Elevations of pavilions, with a general Elevation of the long range of Pavilions & portico.”¹³ In October 1817 Latrobe wrote again, sending a drawing on which the pavilions were shown as “only sketches”; however, he continued, “they have been perfectly studied, & I can furnish drawings in detail of any of them which may please You.”¹⁴ To Jefferson, the front façades of some of Latrobe’s pavilions were, however, too wide; to fit into the overall scheme, Jefferson told Latrobe, the “largest dimension” of the pavilions had to be given “to our flanks which look North & South.”¹⁵ In his response, dated October 28, 1817, Latrobe repeated his offer to furnish “working drawings & the details at large” for the first pavilions to be erected.¹⁶

Over the next two years construction was focused on the west side of the Lawn. In July 1817 the site was surveyed, and the plans for Pavilion VII, the first pavilion, were approved. In November 1818 Jefferson reported that Pavilion III and Pavilion VII were “nearly ready and as many will be erected the next summer as workmen can be procured to execute.”¹⁷ In May 1819 Jefferson and fellow Visitor John Cocke decided to move forward with the construction of three pavilions “on the Eastern range, with their appurtenant dormitories.”¹⁸

HISTORY

Jefferson had not yet prepared the designs for these pavilions; nonetheless, he instructed the proctor to begin excavating the basements.


By late June 1819, in the space of only three weeks, Jefferson had created the drawings for all five pavilions on the east side of the Lawn, including Pavilion VIII, even though its construction would not begin until the next year.¹⁹ Each sheet of drawings had three floor plans and an elevation. At the top of the drawing for Pavilion VIII Jefferson inscribed the words “Corinthian of Diocletian’s Baths,” in reference to his source for the capitals on the front façade; later, in directions for their carving he further identified them as from “Errard and Chambray in their *Parallele de l’Architecture antique et moderne*. Paris 1766. pa. 79. plate 33,” of which Jefferson owned a copy.²⁰ On the page in his specification book for Pavilion VIII, Jefferson wrote the words “Latrobe’s Lodge front,” suggesting that he had relied on Latrobe for the design.²¹

THE CONSTRUCTION OF PAVILION VIII

The 1820 annual report for the university indicates that by September 30, 1820, John M. Perry had been awarded the contract for the “brick work” for Pavilion VIII and that James Dinsmore had been paid for “carpenter’s and joiner’s work.”²² The 1821 annual report, dated November 30, stated that “there are now complete, and in readiness for occupation” six pavilions, 82 dormitories, and two hotels; the remaining four pavilions, four hotels, and 27 dormitories were all to “be completed in the ensuing summer” of 1822.²³ The financial reports show that between October 1, 1820, and November 26, 1821, the proctor had paid Dinsmore for “wood work and lumber” at Pavilion VIII and that Perry was owed \$7,832.50, in part for brickwork at Pavilion VIII. Dinsmore’s work at Pavilion VIII was reported to be “not completed” at the end of November 1821.²⁴ However, the building must have been enclosed by the end of November 1821, for Asa H. Brooks had already been paid for “putting on the tin” roofing on Pavilion VIII (and on seven other pavilions, three hotels, and 62 dormitories).²⁵

The proctor, in his report of November 26, 1821, further reported that seven of the pavilions “are so nearly completed, that a few days notice to complete the painting, would be sufficient to put them in a proper state for the reception of the intended occupants.” The other three, in which Pavilion VIII was included, “are so far advanced in wood work, that the plaistering may be done as early in the spring as the weather will permit.” He assured the Visitors that “you may calculate their being finished by autumn” of 1822.²⁶

The annual report for 1822, published in early October, stated that the pavilions, hotels, 109 dormitories (up from 104 dormitories mentioned in the 1820 annual report), and their “covered ways” were all in “readiness for occupation, except that there is still some plaistering to be done, now in hand, which will be finished early in the present season”; in addition, “some columns awaiting their capitals,” including those for Pavilion VIII, still had not arrived.²⁷ By October 1823, the capitals had been received, the “finishings done,” and the pavilions, hotels, and dormitories were “now in perfect readiness for putting the



The model for the Corinthian columns: plate 33 from Errard and Chambray's *Parallele de l'Architecture antique et moderne*.

HISTORY

institution into operation.”²⁸ An accounting prepared in September 1825 shows that as of that date the funds spent on Pavilion VIII totaled \$10,802.36.²⁹


THE ACCOUNTS FOR PAVILION VIII

The more detailed story of the construction of Pavilion VIII is told in part by the original construction receipts that have been preserved in the Proctor’s Papers in the university’s archives.

These receipts show that James Dinsmore, for example, purchased substantial quantities of lumber for Pavilion VIII and its dormitories during 1820, including from Walker Timberlake in May 1820.³⁰ In early June 1820 Dinsmore arranged to have James Magruder be paid \$155 for “9119 ft 5/4 plank at \$17 M”; George Ruppel paid \$68.38 for “Hauling 9119 ft 1¼ I plank from Beaver Dam Mills”; and David Owens paid \$30.00 for “1100 ft of 2 Inch plank.”³¹ In mid-June Dinsmore had received “150 ft heart poplar 5 Inches thick” along with other lumber, probably also poplar: “400 ft 2½ & 1½ inches thick” and “488 ft ½ inch thick.”³² Later that month Dinsmore requested payment from the proctor for Wilson Brickely “for hauling 1800 ft Plank from Shadwick,” also for Pavilion VIII. In July 1820 Dinsmore received from Robert Gentry another “2263 feet 1¼ planks” at a cost of \$3.00 per hundred feet, for a total of \$67.89³³; requested payment for Samuel Goodman for “Hauling 1059 ft flooring Plank from Palmyra”³⁴, “120 feet 2 Inch plank”³⁵; and acquired from David Owens “500 ft of 1¼ inch plank (heart),” 475 feet of 1¼ inch “inferior” plank, and 386 feet of “3 x 4 Scantling.”³⁶ More lumber was received in August: “1500 ft. flooring,” “2 pieces Scantling 40 ft long,” and another “300 ft 1¼ inch plank heart.”³⁷ In August 2,500 feet of plank flooring was delivered, along with “1500 ft of inch Plank.”³⁸ In early October 1820 scantling and heart plank were delivered, and later that month “heart, Covering & Sheeting Plank arrived.”³⁹ More heart plank was delivered in November 1820,⁴⁰ and more “Sheeting & Shingling Plank” in December.⁴¹

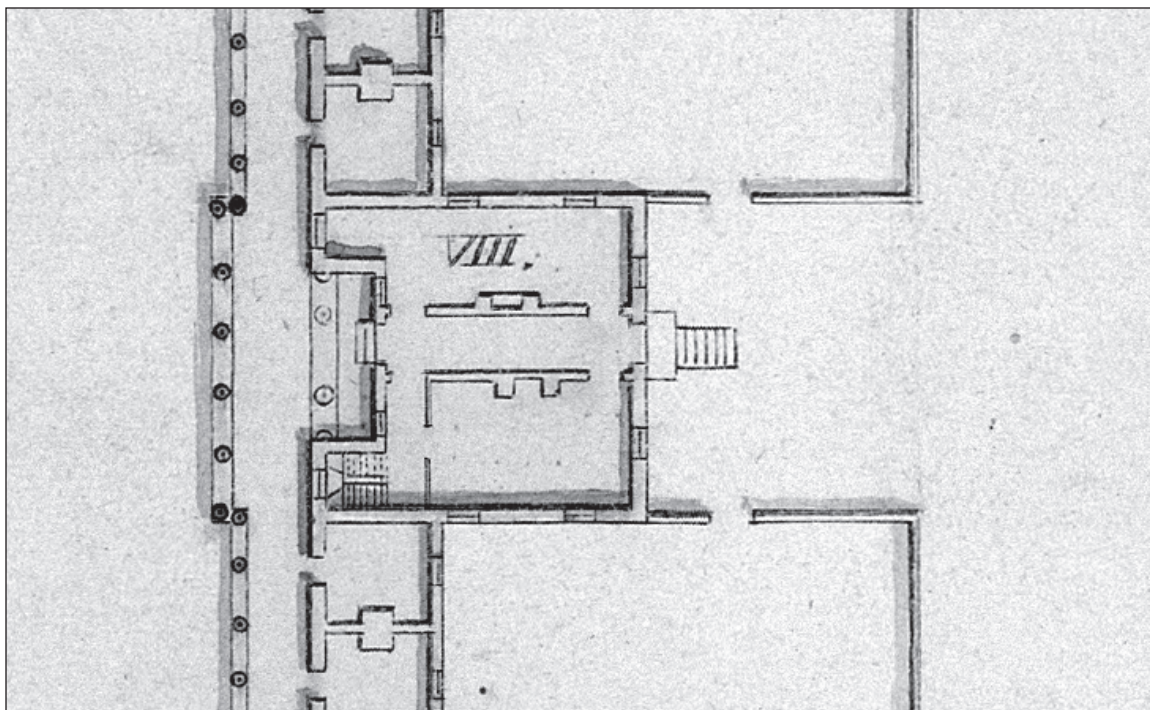
Dinsmore continued to purchase lumber for Pavilion VIII and its dormitories from numerous vendors in 1821. Between January and June Dinsmore bought heart scantling, heart plank, planks, and ceiling joists from Robert McCulloch.⁴² In March he purchased shingling plank from David Owens and 1¼ inch and 1 inch plank from John Hogg. In April he asked the proctor, Arthur S. Brockenbrough, to pay James Monroe for “1312 ft 5/4 pl[ank] (wide)” that had been delivered in October 1820; “1393 ft thick pl[ank] & Scantling (heart),” “1288 ft inch pl[ank],” “1250 ft Shingling pl[ank],” and “800 ¾ Cannel [sic] plank.”⁴³ Dinsmore bought 10 planks that were 25 feet 6 inches long, 2 feet wide and 1½ inch thick from Jesse Garth, along with 86 feet of “indifferent” planks of the same size.⁴⁴ Dinsmore also secured 5/4 lumber from William Mitchel and scantling from Samuel Mohains in April and more lumber from H. Hardin in September.⁴⁵

More bills for lumber were submitted in mid-1821. John Neilson purchased 694 feet of “flooring plank” for Dinsmore in May.⁴⁶ Dinsmore asked Brockenbrough to “pay Mr Jesse Garth” from “the first funds of the university that comes to hand” for 430 feet of flooring



John Neilson's elevation and plan of Pavilion VIII, circa 1820-21.

HISTORY



Details of Pavilion VIII from John Nielson's plan of the University of Virginia, circa March 1821.

and for 1,063 feet of $1\frac{3}{4}$ inch lumber for Pavilion VIII and its dormitories in July. Later that month Dinsmore asked the proctor to pay Garth for 1,000 feet of shingling and in August to pay him for another 2,360 feet of flooring.⁴⁷

Dinsmore authorized payment to Joseph Pitt for “turning 140 Bal[u]sters” for Pavilion VIII in August 1821; Pitt also turned 7 newels, but it is not clear whether they were for Pavilion VIII or for another building.⁴⁸ Dinsmore was still obtaining lumber for Pavilion VIII in 1822. In March he authorized payment to Thomas Draffin for “quarter’d Ceiling. . . Clear stuff.”⁴⁹ In August he authorized payment to James Monroe for 250 feet of floor plank.⁵⁰

John M. Perry purchased materials for the masonry work at Pavilion VIII. At the end of May 1820 he requested payment of \$100.00 “on account of wood furnished for and on account of brick work pav. No. 4” (Pavilion VIII was also known as Pavilion 4 East).⁵¹ In early September 1821 Perry requested payment for “900 ft Superfine flooring.”⁵²

An accounting of the 221 boxes of tin that were used for covering the pavilions, hotels, and at least some of the dormitories indicated that 12 boxes had been used on the roof of Pavilion VIII, although the accounting below shows only 7.25 boxes were billed to the pavilion.⁵³ The university purchased tinplate through D. W. and C. Warwick, John Van Lew and Co., and James Leitch.⁵⁴

PAVILION VIII

A. H. Brooks submitted a bill for “Tin work” that detailed his installations. For Pavilion VIII he listed the following:

69 ft	cover to cornice Pavilion N° 8 (Colonnade) [@] 6 ^c	4.14
417 ft	do do on Pavilion N° 8 – which is 30 in wide [@] 5 ^c	20.85
526 ft	Gutter to do @ 5 ^c	26.30
	Machining 3¼ Boxes [tin] for do	3.25 ⁵⁵

The annual report for the university that was filed in November 1821 indicated that Edward Lowber, a painter and glazier, had been paid for “painting and glazing the 10 Pavilions,” presumably including Pavilion VIII.⁵⁶ Other accountings of expenses, in the proctor’s ledger and journal, also indicate that Lowber worked on Pavilion VIII; a journal entry for September 24, 1823, shows that he was paid \$220.11 “For Glass, Glazing & 2 coats Paint on sashes.” He was paid another \$230.16 in May 1824. Plasterer Joseph Antrim was paid \$411.88 in September 1824 and apparently \$134.73 in February 1825.⁵⁷

In June 1821 the proctor purchased hardware from John Van Lew and Co. of Richmond, including “sashpullies,” screws, springs, hinges, “Bar [lead?], along with glue and sandpaper.⁵⁸ An undated “Memorandum of Weights wanting for Pav:[ilions] Hot:[els] & Dor:[mitories] indicated that the following were needed for Pavilion VIII: 12 pairs of 12-inch by 18-inch weights, and 34 pairs of weights 12 by 16. There were two stoves in Pavilion VIII, and two more may have been “wanted.”⁵⁹

An accounting for the construction expenses at the university was prepared for all of the pavilions and hotels up through November 25, 1822, including Pavilion VIII. The following compilation details the amounts paid not only to Perry and Dinsmore, the two largest contractors, but also to the other contractors and for the construction materials supplied by various vendors.

Pavilion No. 8 East

In Account with the University of Virginia

1821				
April	9	To Perry & Thorn for 7.478 Bricks rubbed Strechers @ 16\$	119.64	
		162 000 Bricks Common 10	1620."	\$1739.64
	10	" Smiths Shop for 24 Spikes 1.20- (23d) for 4 ditto [24?]		1.54
Sept	12	" Bar & Sheet lead for 134 lbs of [sheet?] lead		14.74
1822				
Apr.	3	" John M. Perry for paving & Columns in front		100.69
July	3	" John Gorman for 6 Tuscan caps & Bases	69.66	
		for 34 [privett?]\$8.50 1 front Sill & 2 back ditto 13.56	22.06	
		1[Steps?] Sill 2.40 2 [Newel?][blocks?]	\$\$3.28	
		4 [Catter? (Cistern?)] frame Sills	4.56	
		2 Stone [Slave?] Stoves	5.40	\$104.46

HISTORY

Sept	21	" A. S. Brockenbrough for work by Carpenter Sam		2.50
	26	" William [J.?] Coffee for compositions & Leaden ornaments		39.
Oct	7	" James Dinsmore for Bill of Work	3.094.99	
		Banker for G. Raggo \$1 Waggonage bill 80.85	81.85	
		Turning bill 21.79½ Bill of Lumber 943.41	1.015.40 ½	4.192.24 ½
	"	" Nelson Barksdale for bill of Lumber	297.73	
		for Waggonage Lumbers &c	115.37	
		for bill of Lumber & Sawing	58.80	471.90
	29	" A. H. Brooke for covering roof with Tin		54.54
	31`	" John M. Perry for balance for paving Celler &c		2.77
Nov.	25	" ditto for brick Work in back Wall	46.88	
		for " " on Columns	25.50	72.38
	"	" Account Tin for 7¼ Boxes		91.50
	"	" Stone Work for blocks of Stone for corinthian Bases	39.25	
		for 2 Bases &c 2½ ditto	75. "	114.25
	"	" Bernard Peyton for your part Remittance to Italy to buy Caps		565.15
	"	" John M. Perry for 15,176 Bricks in back Wall	151.76	
		300 " in Bases & Cor " Columns	3. "	154.76
		" your part, Stationary, Postage, Travelling expenses &c.		45.56
	"	ditto Proctor, Bursar, Professor & Clerks Services		416.04
	"	ditto Locks, Hinges, Screws, Nails, Castings iron &c		312.23
	"	ditto Waggonage Cartage & Boatage		92.90
	"	ditto Stone Work		274.12
	"	ditto Labor including [illeg.] & Clothes		507.20
		[per?] Books this date (X entries [illeg.]		\$9.370.52 ½

This accounting shows that Perry was working with Abiah B. Thorn, a mason from Philadelphia, on at least the special “rubbed” stretcher bricks; Perry and perhaps Thorn supplied and laid another 162,000 common bricks.⁶⁰ Perry built the round columns at the front of the pavilion and laid paving, including paving in the basement. Stone carver John Gorman made six each of Tuscan caps and bases to support the covered way in front of the Pavilion, as well as other stone sills. Dinsmore, the carpenter, held the largest contract, for \$4,192.24½, which included payments for lumber and turning. A. H. Brooke was responsible for “covering roof with Tin,” which here is listed as requiring 7¼ boxes of tin. The accounting also shows that some of the construction work was done by a slave named Sam, a carpenter. Other expenses, including some that might be considered as overhead, had been tallied and then prorated among the various construction projects; included in this group were charges for “Locks, Hinges, Screws, Nails, Castings iron &c.” Finally, there were charges

PAVILION VIII

associated with the carving of the Corinthian capitals at the entrance to Pavilion VIII and with the “compositions & leaden ornaments” made by William Coffee.⁶¹

THE CORINTHIAN CAPITALS AND ORNAMENTS FOR PAVILION VIII

The capitals for the columns and pilasters of Pavilion VIII, like those for Pavilions II, III, and IV, were made in Italy. Jefferson had hoped that all of the capitals could be carved in Charlottesville from American stone by two stone carvers, the Raggi brothers, who had been brought over from Italy specifically for this task, but this arrangement did not prove successful.

Jefferson explained the situation in the 1821 annual report for the university. “In the course of these works, as is unavoidable perhaps generally in those of considerable magnitude,” he wrote, “there have occurred instances of monies paid, not in direct furtherance of the legitimate object.” One instance related to a contract with a professor. The other instance, he continued, was

the importation of a foreign artist for carving the capitals of the more difficult orders of the buildings. The few persons in this country capable of that work were able to obtain elsewhere such high prices for their skill and labor, that we believe it would be economy to procure an artist from some country where skill is more abundant, and labor cheaper. We did so; but, on trial, the stone we had counted on in the neighbourhood of the University, was found totally insusceptible of delicate work: and some from a very distant, but the nearest other quarry known, besides a heavy expense attending its transportation, was extremely tedious to work, and believed not proof against the influences of the weather. In the mean time we had enquired and learnt that the same capitals could be furnished in Italy, and delivered in our own ports for a half or third of the price, in marble, which they would have cost us here in doubtful stone. We arrested the work here therefore and compromised with our artist at the expense of his past wages, his board and passage hither, amounting to \$ 1,390 56 cents. These are the only instances of false expence which have occurred within our knowledge.⁶²

By the time of the Board of Visitors’ April 1821 meeting, Jefferson had heard from Thomas Appleton, the U.S. consul, who was based in Leghorn, Italy, with prices for carving the Ionic and Corinthian capitals in marble in Italy. These prices, the minutes of the meeting state, appeared “to be much lower than they would cost if made here in stone.” At the same meeting the Visitors passed a resolution instructing the committee of superintendence “to procure the s[ai]d Capitels in marble from Italy.”⁶³

Two weeks later, on April 16, 1821, Jefferson sent Appleton the specifications for the “10. Ionic capitels, 6 Corinthian do and 2. Corinthian half capitals” to be carved in Italy for four

HISTORY

of the pavilions. The specifications included the following directions for the two capitals and the two half capitals for Pavilion VIII:

2. Corinthian capitels for columns whose inferior diam. is 24 I[nches]. & diminished diameter 20 8/10 I. to be copied from those of the Thermae of Diocletian at Rome. This is not in Palladio, but is given by other authors, and particularly by Errard and Chambray in their *Parallele de l'Architecture antique et moderne*. Paris 1766. pa. 79. plate 33. I should prefer however to have only the ovolo of the Abacus carved, and it's cavetto plain, as may be seen in Scamozzi [&?] Chambray's edition B. II. chapt. V. article 8. pa. 150. plate 36; nor would I require it's volutes or caulicoles to be so much carved, as those of Diocletian's Baths, finding the simplicity of those in Palladio preferable.

2. Corinthian half capitels, for half columns of the same model as the 2. columns last mentioned, being for the same range.⁶⁴

Jefferson also told Appleton that he wanted the carving to be finished within five months of his having received this letter, so that the capitals would be delivered to Charlottesville "in time to be put up this fall." Jefferson also directed Appleton to "let them be executed very exactly according to the directions accompanying this." In addition, Jefferson told Appleton that he would be sending an order next year for the capitals and half capitals for the Rotunda.⁶⁵ Jefferson's expectation that the capitals for the pavilions would be carved and delivered to Charlottesville just a few months after they were ordered would prove much too optimistic: they did not arrive in New York until 1823, two years after Jefferson had placed the order. On July 4, 1823, Jefferson reported cheerfully to Joseph Cabell on progress on two fronts: "the Rotunda is rising nobly," he wrote, and "the marble capitels for the Pavilions are now on their passage from New York to Richm[on]d."⁶⁶ The 18 packing boxes with the capitals had arrived in Charlottesville by August 27, and Jefferson anticipated that "in the course of a fortnight will all be up, and make the final finish of all our buildings of accommodation" (the pavilions).⁶⁷

Jefferson's prediction that the capitals would soon be in place proved more accurate. By the first week in September they were being installed, and by mid-September they were in place.⁶⁸ Brockenbrough wrote Jefferson on September 20, 1823, confirming their installation. However, the proctor was disappointed in some aspects of the work:

I have the pleasure of announcing to you the arrival of the Corinthian and Ionic Capitels of Marble ordered from Italy all of which are in their proper places without the smallest accident to them except the breaking off of a small part of one of the leaves of one of the Corinthians before it was unpacked but which has been carefully put on—I find them finished agreeable to your instructions except in the following particulars, All the Corinthian Capitels want the lestel and cavetto which constitutes a part of the Astragal on the top of the shaft of the

PAVILION VIII

Column which you directed to be subjoined to the Capitel in the same block in consequence of our columns being of brick, the upper part of the leaves of the Corinthian is not finished off as it should have been[,] the eye when standing on the Gallery being above them, particularly those of the 8th Pavilion where the two small and two half Corinthian Capitels are placed—The carving of the bead under the Ovolo of all the Ionic Capitels is omitted which would have added greatly to their beauty, the workmanship of all I think is much inferior to the specimens given us by Michael Raggi in stone at this place.⁶⁹

Jefferson, however, told Appleton that the capitals “are well approved on the whole, and particularly as to the quality of the marble.” He was, however, “instructed to mention some particulars not fully executed”; among the problems was the situation with the Corinthian capitals, where there was “a want of the cavetto and listel of the Astragal which intervenes between that and the naked [sic] of the shaft and which should have been subjoined to the block of capitel.”⁷⁰

Two tallies pertaining to the costs of the capitals for Pavilion VIII survive. One calculated the costs as \$240.20 for the two full capitals, \$155.09 for the half capitals, and \$247.74 for the Pavilion’s share of the costs of freight and foreign exchange fees. The second tally varied slightly, giving the cost of \$220.00 for the full capitals, \$140.00 for the half capitals, \$35.29 for the additional “cost for astragal,” but the same \$247.74 for transportation and fees.⁷¹

The ornaments for the exterior and interior of Pavilion VIII were made by William J. Coffee. Coffee was well known to Jefferson, and in March 1820 he wrote a glowing letter of introduction about him to Thomas Cooper, who, Jefferson was then hoping, would become the first professor of chemistry at the university. Coffee, Jefferson wrote, was an “English gentleman of eminence in the art of sculpture and painting.” He had been “for some time an inmate with us at Monticello, having been engaged in making the busts in plaister of myself and all the grown members of our family,” as well as for other families in Richmond, “to general satisfaction.” “He possesses a more minute knolege of the processes and manipulations in the mechanic arts generally, than any one I have ever met with.” He was, as well, “an excellent man.”⁷²

In March 1822 William Coffee signed an agreement with Brockenbrough stating that Coffee would “furnish suitable ornaments for the entablatures of the drawing rooms in each Pavilion, the ornaments to be made of composition” (he would also make lead “ornaments for the fronts” of Pavilions I and II. Coffee’s work was to be completed by October 1, 1823. The agreement specified that for Pavilion VIII he was to make ornaments for 79.3 feet of Corinthian frieze (later adjusted to 81 feet) and “115 flowers in Pannels,” for a total cost of \$34.35 (later, the amounts for each pavilion were increased by \$7.41).⁷³ On March 22, 1823, a worker was paid for transporting “four boxes composition & leaden ornaments” to the university.⁷⁴

HISTORY

LATER CONSTRUCTION CHARGES

In 1823 Brockenbrough purchased hardware for the pavilions from Robert Johnston of Richmond; these purchases may have included hardware for Pavilion VIII. In March 1823 Johnston sent an invoice for screws (10 gross), “Blk head Screws” (two dozen), and 20.5 pounds of sash cord and apologized that his firm was “deficient in some of the articles written for, namely the mortice Locks, Blank Keys, and Iron Sash Pullies.” Peter Johnston told Brockenbrough that he planned to travel to New York within a few days and that “it will be within my power to procure the Locks &c” there.⁷⁵ Johnston forwarded more screws, sash cord, and three dozen “large Iron Sash pullies” between March and May 1823; he may well have made his trip to New York, since he also charged Brockenbrough in May for “mortice Locks best quality.”⁷⁶ Around the same time Brockenbrough also purchased from John Van Lew and Co. 12 “Best Mortice Locks,” 30 “Stock Locks,” screws, four dozen “iron pullies,” and three dozen “Iron Butts.”⁷⁷

In March 1824 Brockenbrough prepared an “Estimate of sundries” still needed at the university for Jefferson. Among those items were “fitting up eight lecture rooms with benches, & desk,” a “smoke house to each pavilion,” “some little painting to finish,” “Gutters & pipes to pavilions,” and “some paving & stone walls to back yards.” In addition, he wrote, “Venetian shutters is another item of expence that will one day or other be to encounter and wire lattice work for the cellar windows, the last item should be gotten without delay to save glass.”⁷⁸ However, a vendor in Richmond who supplied iron spikes for the university, Thomas Nelson, told Brockenbrough that the “lattice wire work for Cellar Windows cannot be woven at this time.”⁷⁹ Brockenbrough was still seeking wire mesh in March 1825, when N. and D. Sellers of Philadelphia, “pioneers in the wire-working industry,” told him that they could not provide a “price of wire work 3/4 mesh . . . as we have never made any of the size.” The firm was “altering our machinery to make 5/8 (five eights of an inch mesh) and believed that that order would help them estimate cost for the proctor.”⁸⁰

Writing in early April 1823, Joseph Cabell remarked that “the Rotunda goes on, and Mr. Jefferson is delighted. The buildings appear more & more beautiful every time I see them.”⁸¹ Pavilion VIII would welcome its first occupant early in 1825.

THOMAS HEWITT KEY, 1825–1827

The first occupant of Pavilion VIII was Thomas Hewitt Key, a young professor with a Master of Arts degree from Trinity College in Cambridge, England, who was engaged to teach mathematics.⁸² His contract with the University of Virginia, signed in London on September 28, 1824, specified “that he shall as professor aforesaid occupy one of the pavilions of the university free of rent...he farther covenants that he will suffer no waste to be committed in his tenement, that he will maintain the internal of his pavilion, and the external doors, windows, & locks, in as good repair & condition as when received.”⁸³ By the winter of 1824–1825, shortly before the arrival of the first professors, the pavilions were said to be “now fully

PAVILION VIII



Engraving by Benjamin Tanner, 1826, based on an 1824 drawing. The paracet is still in place on Pavilion VIII (second building from the right).

completed; but they were still bare of all furniture.”⁸⁴ The Board of Visitors’ annual report filed in October 1826 stated that “Some small additions are also necessary for the better accommodation of the Professors in their Pavilions.”⁸⁵ The pavilions were, thus, technically ready for occupancy upon the arrival of the professors from England, but perhaps not yet accommodated with all the necessities for daily living. Key and his wife, traveling with fellow Professors Charles Bonnycastle and Robley Dunglison, did not arrive in Norfolk, Virginia, until February 10, 1825, after a long and difficult journey on the *Competitor*, reaching the university later that month.⁸⁶ Their journey had been so delayed it was feared they may have been lost at sea.⁸⁷ Workers were paid for hauling freight for Key beginning on February 19, 1825, and he began to collect his salary from the university in early March 1825.⁸⁸

Key would remain at the university for only a short time, even though he was an effective teacher. A letter of recommendation from a fellow professor, George Long, stated that “I think that T. H. Key can teach any thing well that he undertakes to teach—He has been very useful to this university.”⁸⁹ Historian Paul B. Barringer refers to Key’s work as the first mathematics professor as “an omen of success” for the fledgling university.⁹⁰ However,

HISTORY

historian Philip Alexander Bruce notes that although already good friends with Long, Key “showed little disposition to cultivate the society of the other professors.”⁹¹ As early as May 27, 1825, Francis W. Gilmer, who traveled to Europe to recruit professors for the university, had written to Key about Key’s reservations; “I was happy to hear from Mr. Jefferson and all my acquaintances in Albemarle, that the professors were not only pleased but delighted with their situations.” Gilmer continued, “for one who means to devote himself to an academic life, few situations any where, could be more agreeable...I have no doubt that you will make more money even this year, than any lawyer here, and it will increase annually. I have only to ask of you all, to delay your judgment, ’till you have made a fair experiment.”⁹²

Key’s reservations with his post would become more apparent a few months later in the wake of the student riot of October 1, 1825. Five days later Professors Key and Long submitted a letter of resignation to the Board of Visitors. The Visitors convinced them not to step down.⁹³ In response to the riot, and presumably in an effort to assuage the concerns of the professors, Jefferson, in his position as Rector, prepared more stringent regulations for conduct at the university and sent a copy to Key himself.⁹⁴

Key remained at the university for another year, but in October 1826 he again submitted a letter to the Visitors about his intent to resign. The Visitors requested that Key delay his decision until March 1827, pledging “to introduce some radical changes into the government of the university,” which might persuade him to remain.⁹⁵ However, these changes apparently did not convince Key to stay; he again submitted a letter of resignation in March, which the Visitors accepted on July 10, 1827.⁹⁶

Meanwhile, John Vowles, an English-born painter and glazier, may have done some painting at Pavilion VIII in the fall of 1826.⁹⁷

CHARLES BONNYCASTLE, 1827–1841

After Professor Key’s departure, Professor Charles Bonnycastle promptly took action to move his growing family to Pavilion VIII from Pavilion VI, the smaller pavilion to the north. Francis Gilmer had engaged Bonnycastle to teach natural philosophy in September 1824, the same time that Key had signed his contract. Bonnycastle’s contract contained the same language about housing provided at the university, stating that he had a right to occupy one of the pavilions but that he must keep it well maintained.⁹⁸ Bonnycastle was the son of a prominent mathematics professor from Woolwich, England, and was described as quiet, “morbidly shy,” and extremely studious.⁹⁹ Arriving at the same time as the Keys, Bonnycastle was still single. He brought as many as ten boxes with him on the journey, some presumably filled with his library.¹⁰⁰ He would remain at the university and a resident of Pavilion VIII until his death in 1840.

Bonnycastle did not remain a bachelor for long. By early 1826 he had married Ann Mason Tutt, a Virginia woman.¹⁰¹ On February 8, 1826, Jefferson wrote to send “my sincere congratulations on your transition to that condition of society which nature has wisely

PAVILION VIII

made indispensable to the happiness of many, and my request that you will communicate the same on my part to your chosen companion.”¹⁰²

In addition to taking over Key’s pavilion, Bonnycastle also replaced Key as the chair of mathematics on July 10, 1827, continuing his duties as chair of natural philosophy until a replacement was found.¹⁰³

Charles Bonnycastle’s courses were popular among the students. In 1835 he wrote that “in an Institution where the reputation of the Professor is allowed to govern the size of his school, my classes have always been among the largest, and of late years have been very far the largest.”¹⁰⁴ He was less popular as chairman of the faculty beginning in 1833, during which time various sources describe him as rather too rigidly enforcing the rules.¹⁰⁵

Bonnycastle introduced civil engineering to the university curriculum.¹⁰⁶ The Board of Visitors’ annual report filed in 1833 carried the following announcement:

In the school of mathematics, a class of civil engineering and surveying was proposed by professor Bonnycastle, and authorized by the board to be added to the other duties of the chair; and from the well known ability of the professor, as well as the care and extent of his preparations, the visitors entertain no doubt of the success of the experiment. Indeed, from such a course of elementary instruction, upon a subject of such great and increasing interest to the community, they anticipate the happiest results.¹⁰⁷

Bonnycastle’s “lectures on civil engineering and surveying,” along with the recommendation of William B. Rogers, Bonnycastle’s replacement as professor of natural philosophy, prompted the Visitors to establish a permanent school of civil engineering, with various subjects to be taught by the two professors, “assisted by a drawing master appointed by them.”¹⁰⁸ At this time Bonnycastle had 120 students in his classes.¹⁰⁹

Bonnycastle had demonstrated his interest in civil engineering and buildings as early as 1825, when he and Jefferson discussed the possibility of designing a mountaintop observatory near the university.¹¹⁰ In 1827 Bonnycastle designed a water fountain for use on the Lawn and in 1828 crafted a plan for curing the problem of smoky chimneys.¹¹¹ In 1839 the Board of Visitors would ask him to develop “a plan for furnishing, by iron pipes, a suitable supply of water to the university.”¹¹² Earlier, he had helped arrange for a gift of the recently published “copies of the public records of Great Britain” to be donated to the university.¹¹³

By the spring of 1826, while still residing in Pavilion VI, Bonnycastle needed more space to accommodate both his domestic and academic activities. He discussed with Jefferson and with Arthur Spicer Brockenbrough, the proctor of the university, his need for a room in the Rotunda in which to store his scientific instruments and to use as a lecture room for his demonstrations. He told Brockenbrough that he did not think his pavilion was “a place of security for instruments of some hundred pounds in value”; similarly, he wrote Jefferson that “My own house is now as full of apparatus connected with my department, as it can be without materially interfering with the other purposes for which it was designed.”¹¹⁴

HISTORY

Bonnycastle proposed using one of the dormitories adjoining his pavilion as a storeroom for his instruments. He was not the only professor with problems due to limited space; in 1826, after Jefferson's death, he and fellow professors Robley Dunglison and John P. Emmett wrote to Rector James Madison drawing attention to their need for smokehouses for their pavilions, as well as "the want of access to the Attics of their houses: the Board are aware that there are no Store rooms to the Pavilions and that the attics which might be converted to this purpose are useless owing to such want of access."¹¹⁵

Bonnycastle found a partial solution to his space problem in Key's resignation. On July 10, 1827, Bonnycastle became the chair of mathematics, although he still was required to teach natural philosophy until he could be replaced.¹¹⁶ In October 1827 Bonnycastle, reportedly "anxious to move into Thomas H. Key's pavilion, wanted the interior of the building painted throughout."¹¹⁷ Visitor John H. Cocke wrote to Brockenbrough on October 22, 1827, "I approve your suggestion of painting the stair way of the pavilion for Mr. Bonnycastle, or doing what else may be necessary to render the tenement *decent* & comfortable. but the state of the funds will not admit of doing more."¹¹⁸ In November 1827 John Vowels was paid the relatively large sum of \$226.03 for painting, possibly at Pavilion VIII.¹¹⁹ On June 17, 1828, Brockenbrough reported that "Bonnycastle's former pavilion," Pavilion VI, was now vacant, thus indicating that the Bonnycastles had by then moved into Pavilion VIII.¹²⁰

The 1830 U.S. census recorded that Charles and Ann Bonnycastle were the parents of three young children, all under five years of age; the family occupied Pavilion VIII along with nine slaves, presumably under crowded conditions.¹²¹ On July 10, 1830, the Board of Visitors agreed to allow Bonnycastle "to cause a door of communication to be cut from his pavilion to the dormitory contiguous to it on the south side thereof," to what is now Dormitory 36, which he would use as a study.¹²² At about the same time, Pavilion VIII was enlarged with "an addition to the basement story for the accommodation of Domestic;" by July 1832 similar additions had been added to the pavilions occupied by Professors Tucker and Harrison.¹²³

Bonnycastle made one significant alteration to the grounds of his pavilion—an arbor in the garden for his children upon which he grew roses and honeysuckle.¹²⁴ University records show that he was billed regularly for the personal use of sperm candles and bushels of ice and for having his privy cleaned.¹²⁵

By the early spring of 1831 the roof at Pavilion VIII was leaking significantly. Bonnycastle wrote to the proctor on March 22, seeking help:

Will you be good enough to give the necessary directions for repairing & rendering water proof the roof of my Pavilion. Mrs. B wishes to have the ceilings white-washed which it is useless to attempt whilst any part of the roof admits water like a sieve. An early attention to this matter will greatly oblige.¹²⁶

There were still problems in August 1833 when a bill was submitted for "stopping Leekes on office & house" of Professor Bonnycastle.¹²⁷

PAVILION VIII

By 1834 the roofs of nearly all university buildings were in serious need of repair; the Board of Visitors' annual report included an appeal for funds so that the university could "renew upon a desirable plan the extensive roofs of the university, originally constructed of perishable materials, and now in a state of general and rapid decay."¹²⁸ Pavilion VIII was among those buildings suffering greatly from leaks. Proctor William Pendleton reported on the problem to John Hartwell Cocke on October 10, 1834:

One of the worst roofs in the University is that of Pavilion No. VIII, occupied by Prof. Bonnycastle. It is a flat roof. Mr. Bonnycastle is very desirous of having it covered this fall upon the plan of his late patent for covering with tin, a model of which I presume you have seen; and has requested me to communicate with the Executive Committee on the subject. He proposes to guarantee [sic] a water proof roof, and in case of failure to bear the expense himself, if allowed to have this work done upon his plan. In order to [do] this, the plan of the roof would be changed, and instead of the flat roof one must be framed of pediment pitch. If it is done this autumn it must be commenced soon, as the gentleman who is engaged upon this plan of covering is said to have many contracts on hand, and would just devote so much time to this object, a short time hence, as would enable him to execute this job.

Mr. Randolph being absent on a western journey I only write to you on the subject. If you judge it expedient to communicate with Mr. Cabell and Mr. Rives touching this matter, will you request them to advise me of their views; or having consulted with them, be so good as to inform me of the result, and what may be done in regard to Mr. Bonnycastle's application, as soon as possible.

I have been making enquiries about tin plate, and believe it can be had of Mr. Gordon, of Richmond, as low as elsewhere. His price is \$9¾ [per] box for the l.C—and I may perhaps get it at 25 cents less. Shall I order the tin, and proceed with the work as the season will permit?¹²⁹

A month later, in November 1834, after a day of severe weather, Bonnycastle wrote to Cocke on behalf of the faculty bemoaning the sad state of many of the roofs. He wrote that the ineffectiveness of the roofs against the elements "has shown a general want of repair that alarms us" and continued,

the Pavilions of most of the Professors were flooded...the [worst?] feature in our case was, that such roofs as had been recently repaired presented no greater security than others which had not; and from this fact we fear that unless repairs can be entered upon of a more extensive nature than it is customary to give at so late a season, we shall risk injury to the interests of the University.¹³⁰

Repairs were made to many roofs during 1835: the dormitories on the Lawn were "recovered," and "repairs to the roofs of pavilions No. 1, 2, 3, 4 and 10" that had been started in 1834 were nearly complete by the close of 1835. In addition, the dormitories in the ranges

HISTORY

were reroofed with slate in 1835, along with Hotels B and E, Pavilion V, and the anatomical hall; some balustrades also underwent “change” of an undisclosed nature.¹³¹

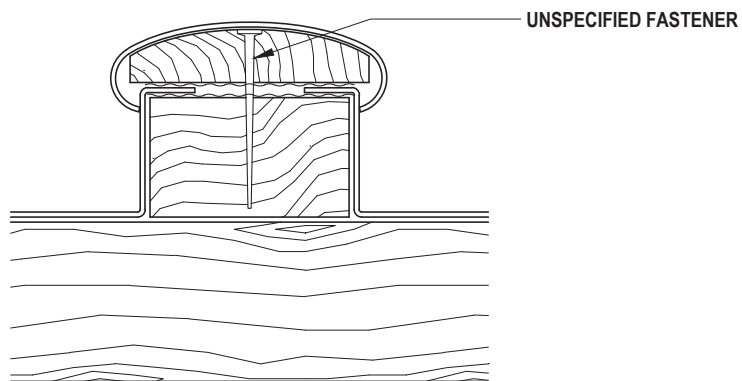
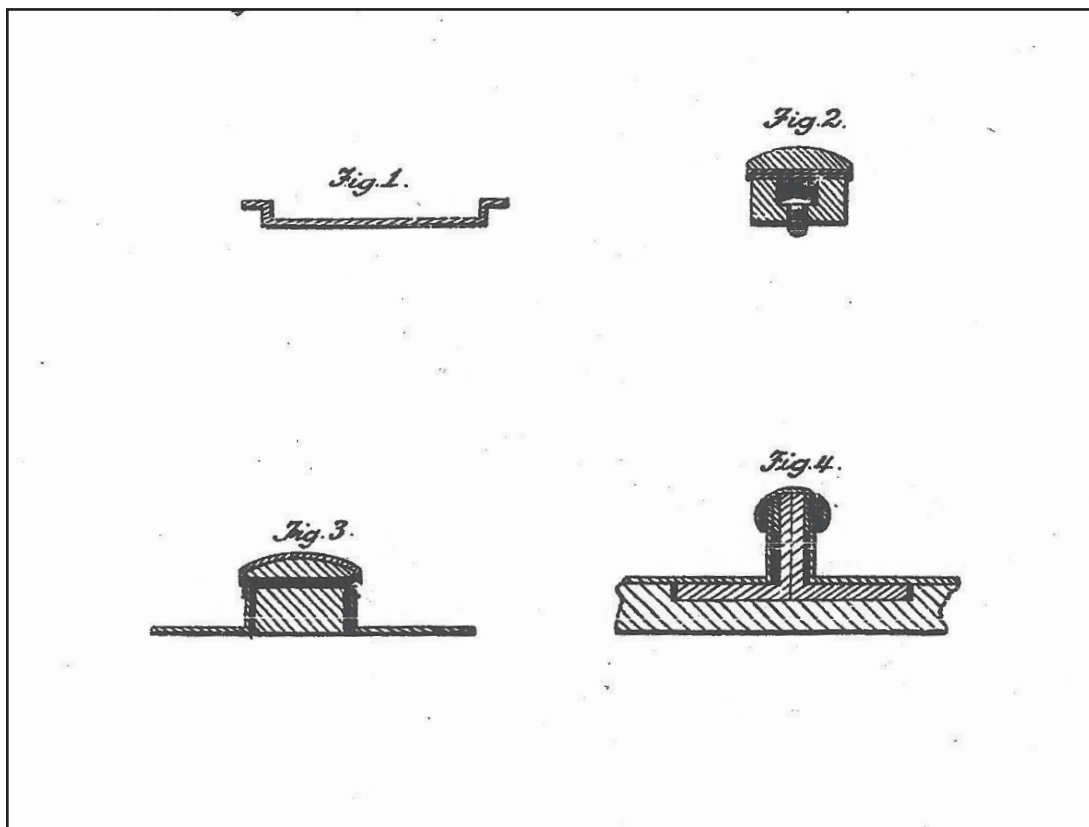
The exterior woodwork of various buildings, possibly including Pavilion VIII, was also painted in 1835.¹³² In December 1835 contractor George Spooner was paid for “flooring front of pavilions on W.[est] L.[awn] and also on E.[ast] lawn, from dormitory No. 2, to 34, including pavilion No. 6,” but not, apparently in front of dormitory 36, which Bonnycastle was occupying.¹³³

The roof of Pavilion VIII was handled as a special case during this repair campaign: it was re-covered “at the individual charge of professor Bonnycastle, to be reimbursed” by the university. The work was completed by the end of 1835,¹³⁴ but he was not reimbursed for the costs until February 1837. At that time he was paid \$493.20 for roofing not only the pavilion but also one dormitory, presumably dormitory 36.¹³⁵

The decision to treat the roof of Pavilion VIII as a special case may well have been connected to the fact that Bonnycastle had been experimenting with sheet-metal roofing and had protected his inventions by obtaining United States patents. He was awarded one patent in June 1833 for “an improved mode of *Covering the Roofs of Buildings with Sheet Tin and other Rolled Metals*.” The purpose of the patent was “to obviate the effects of the expansion and contraction of the metal, which has not been effectually done by the plans most generally pursued.” In Bonnycastle’s scheme, the edges of the individual sheet-metal plates were turned up and curved slightly outward from the joist; a second, M-shaped strip of tin was then “bent over so as to embrace the edges of two contiguous plates” and nailed to the roof sheathing. A third strip of sheet metal was formed into a C-like shape and installed like a cap over the assembly; its purpose was to prevent rain from penetrating the joint.¹³⁶ In August 1835, apparently just as the new roofing on Pavilion VIII was being installed, Bonnycastle received a second patent for installing sheet-metal roofing, which was described as an improvement to the system that he had patented in 1833. The 1835 patent document described the improved system as having pre-formed, sheet metal pans described as “troughs,” wood battens described as “compound” fillets of wood, greased cloth, and wood and metal caps, together resembling a system of batten roofing.¹³⁷ No physical evidence has been found to indicate that either system was installed at Pavilion VIII.

The Visitors’ annual report for 1835 reconfirmed the arrangements under which the nine professors and their families were entitled to occupy the pavilions rent free. They were to permit “no waste” and to maintain the interiors and “also the windows, doors and locks, external, during their occupancy.” Each professor was also “permitted to occupy the two dormitories adjoining his pavilion, or either of them”; he was to pay the same rent as the students and similarly be responsible for making repairs. In 1835 the professors occupied a total of seven dormitory rooms.¹³⁸

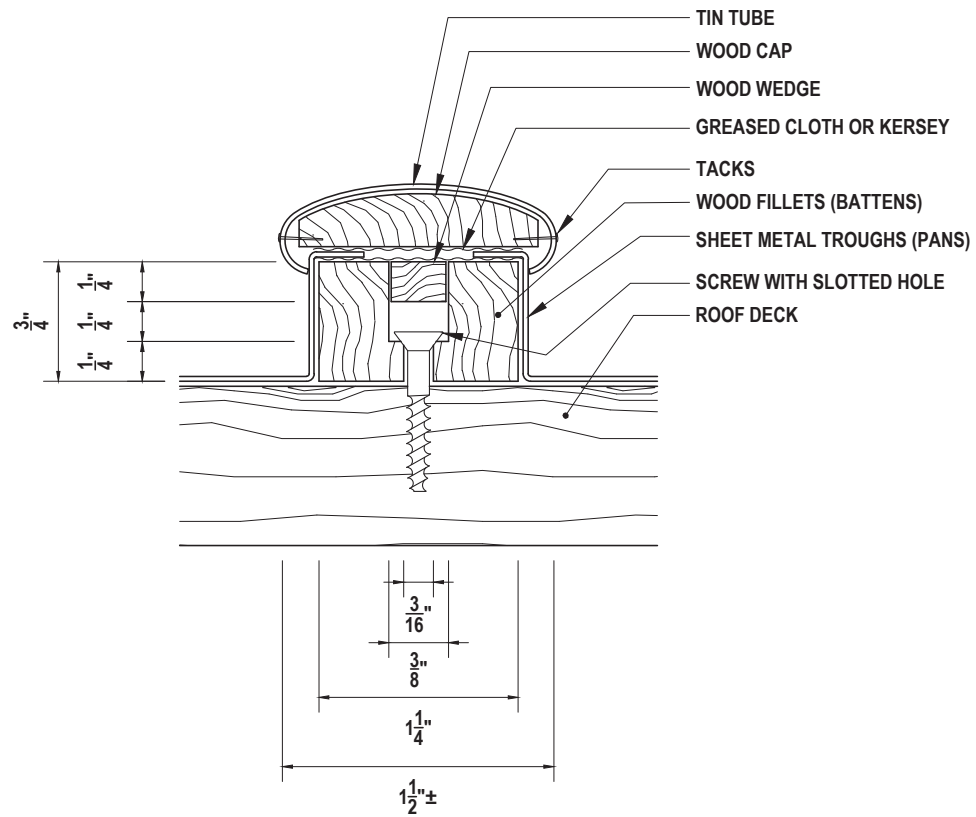
Bonnycastle made other repairs and alterations to Pavilion VIII over the next few years. Accounts for 1835–1836 show that he was billed a small amount for “Fines & assessments for repairs of brick walls of enclosure”; no further detail was provided.¹³⁹ In November 1836 he



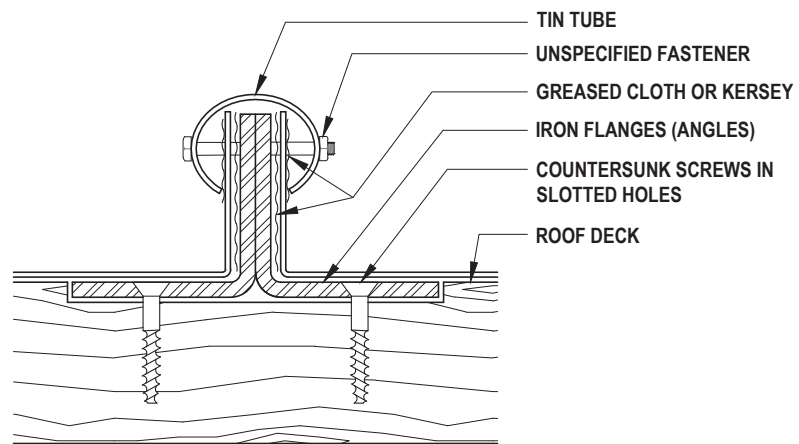
WOOD BATTEN SECTION

DRAWING NOT TO SCALE

Drawings (upper image) from Charles Bonnycastle's Aug. 17, 1835 patent "for improvements in the method of covering the roofs of houses with sheets of tinned iron or other rolled metal or metals" and a diagram (lower image) based on Bonnycastle's Figure 3.



WOOD BATTEN SECTION AT SCREW



SECTION AT IRON FLANGE TYPE

NOTE: NO DIMENSIONS GIVEN FOR THIS TYPE.

DRAWINGS NOT TO SCALE

Diagrams based on Figures 2 and 4 from Bonnycastle's drawings from his 1835 "improved" roof system patent. The iron flange is Bonnycastle's alternate to the wood batten design.

PAVILION VIII

was assessed \$2.85 for the “Difference between old door and a folding door for office” and in December 1836 was billed \$1.13 for “Repairs on Windows and blinds.”¹⁴⁰

In 1837 Bonnycastle wrote to the Visitors about the “terrace in the rear of his pavilion,” but the minutes of the Board of Visitors meeting do not provide further details about the nature of the terrace or any work that was done.¹⁴¹ A year later the Visitors ordered the proctor to “cause to be repaired the roof of the Platform in the rear of the Pavilion” that Bonnycastle was occupying.¹⁴² In 1839 contractor George W. Spooner was paid \$122.58 for repairs to Pavilion VIII and other buildings.¹⁴³

In 1830 the Visitors had allowed Bonnycastle to have a door cut through a south wall of Pavilion VIII to connect the pavilion with dormitory 36, located immediately south of his pavilion.¹⁴⁴ Records show that in March 1838 Bonnycastle paid rent for another dormitory, number 34, located to the north, as well as for number 36¹⁴⁵; in the fiscal year ending June 1839, however, he paid rent only for dormitory 36.¹⁴⁶

In July 1839 Bonnycastle wrote the Visitors requesting permission to occupy dormitory 38, adjoining dormitory 36 on the south, and “to open from my study a door of communication” between his study and dormitory 38. Apparently Bonnycastle intended to use dormitory 38 as a workshop.¹⁴⁷ In the same letter Bonnycastle requested that the proctor make a change to the grounds behind Pavilion VIII and the adjacent dormitories:

The cellars of the two dormitories which I should then rent, would be of some though trifling use to me, and it would add to this convenience if I were allowed to erect an open ornamental rail between the dormitories and my garden wall. I care very little about this last part of the request, and if I erected such rail it would be chiefly to assist in removing the extremely disagreeable custom into which the students have fallen of using these places for the purpose of playing marbles. They are thus brought directly under our windows, and as all youth will in their amusements employ language which little suits such a position, the nuisance is considerable. The smoothness of the ground between the house I occupy & that of Mr. Davis, renders it the favorite, I believe the only resort of this kind, and I should feel obliged to the Board if the Proctor was verbally instructed to make that portion of the public alley a little less invitingly smooth.¹⁴⁸

In 1840 Charles and Ann Bonnycastle’s household included their three children and seven slaves.¹⁴⁹

In July 1840 the proctor made several changes in the vicinity of Pavilion VIII, including the construction of a plank enclosure in the backyard, which extended south as far as the two annexed dormitories; the improvement of the cellar beneath the first annexed dormitory as an accommodation for “Domestics”; and the addition of Venetian doors to the passage beside the pavilion leading to the Lawn. The proctor was instructed to repair broken windows throughout the university.¹⁵⁰ At the end of 1840 the Board of Visitors was able to report that over the past two years the “buildings in the university have been put in a good state of repair.”¹⁵¹

HISTORY

Charles Bonnycastle died, after a long illness, on October 31, 1840. Ann Bonnycastle and their children continued to occupy Pavilion VIII for several months.¹⁵² On July 1, 1841, Mrs. Bonnycastle appealed “for permission to retain certain rooms in the pavilion now occupied by her and the Dormitory heretofore used by the decd Mr. Bonnycastle.” The Board of Visitors transferred to the proctor the authority “to grant to Mrs. Bonnycastle any other accommodation for her furniture &c which may not interfere with the necessary appropriation of the buildings or rooms at the University.”¹⁵³

ROBERT E. ROGERS, 1842–1852

Pavilion VIII was assigned to Professor Robert E. Rogers in September 1842, nearly two years after Professor Bonnycastle’s death, ending his family’s use of the property. On September 19, 1842, the Board of Visitors appointed Rogers as professor of chemistry and materia medica and also passed a resolution assigning Pavilion VIII to the professor of chemistry.¹⁵⁴ Rogers had been appointed to this professorship upon the death of Dr. John P. Emmet.¹⁵⁵

Robert Rogers was the youngest brother of another University of Virginia professor, William B. Rogers. Robert originally studied civil engineering with his father and his older brothers but eventually shifted his studies, becoming a medical doctor and then a chemist. He often collaborated with his brothers on experiments and publications.¹⁵⁶

Robert Rogers married Fanny Montgomery Lewis, daughter of Joseph S. Lewis of Philadelphia, on March 13, 1843.¹⁵⁷ Robert and Fanny would have three children, though evidently not before 1850.¹⁵⁸ The 1850 census indicates that Robert, then age 38, and Fanny, who was 30, lived in Pavilion VIII, which also housed his older brother, William, age 52, and William’s wife, Emma, who was 28.¹⁵⁹ William and Emma, the daughter of the Hon. James Savage of Boston, had been married in 1849.¹⁶⁰ Robert E. Rogers continued to rent dormitory 36 from March 1843.¹⁶¹ Between April 1844 and October 1846, he paid rent for dormitories 36 and 38.¹⁶² In 1847 he appears to have rented only dormitory 34.¹⁶³

Rogers was assessed \$8.00 for 16 panes of window glass, each measuring 12 by 16 inches, in April 1843, presumably to repair damage. In January 1844 he was billed for “freight on stoves,” presumably for heating stoves for the pavilion.¹⁶⁴ In October 1844 Daniel Hemingway was paid “for altering 33 fire places to prevent smoking”; this work may have included repairs in Pavilion VIII.¹⁶⁵

Like Professor Key before him, Robert Rogers had to deal with the occasionally riotous behavior of students on the Lawn. In his history of the university, Philip Alexander Bruce reported that early in April 1845, a group of noisy and disruptive students, who called themselves the Calumphantians,

reassembled with horns and drums, and as they passed by the pavilion of Professor Robert Rogers, several in their ranks struck one of the windows, which caused Mrs. Rogers instant alarm. Her husband was for the moment absent, and on his hasty return, he went out in front of the house and hid behind a pillar.

PAVILION VIII

When the parade marched back, he rushed forward and picked up one of the students bodily and bore him struggling into the hall. There was no attempt at interference with this energetic act, for Rogers threatened to shoot any one who should interpose.¹⁶⁶

On April 14 and 19, 1845, the students returned, throwing stones and wood at the doors of many of the pavilions, shattering glass and otherwise damaging the residences on the Lawn, including Pavilion VIII.¹⁶⁷

In December 1846 Rogers was billed again for window glass, this time for seven panes, each measuring 12 by 18 inches, and in March 1847 for another pane of the same size.¹⁶⁸ He was charged for three panes of glass in November 1849.¹⁶⁹ The annual reports for the late 1840s and early 1850s do not list any specific repairs to Pavilion VIII. However, repairs may have been made at the pavilion as part of more general listings in the annual reports. For instance, William S. Johnson was paid in December 1847 for “repairing tin gutters” at pavilions, but the specific pavilions were not identified.¹⁷⁰

Professor Rogers’s academic needs impacted his use of his residence. Walter Bowie, a student in Rogers’s class, wrote in May 1852 that “Dr. Rogers does not question us in the lecture room now, but has divided his class into sections of 10 to 15 each and these go to his house at night to be questioned. My section met to night [sic] for the first time and all answered very well indeed. The Dr. took us into his parlour & gave us all comfortable seats.”¹⁷¹ According to *The History of Pharmacology at the University of Virginia*, “Dr. Rogers lectured on Materia Medica once each week, but tests on the subject were given three times each week.” Rogers evidently used a lecture room in the Rotunda for regular teaching and demonstrations, as Professor Bonnycastle had done before him, and probably used Room 102, the north room on the first floor of Pavilion VIII, for smaller testing sections, thus combining its domestic and academic use as Jefferson had intended.¹⁷²

Rogers resigned from his position at the University of Virginia on September 1, 1852, to become the chair of chemistry at the University of Pennsylvania.¹⁷³ After leaving Charlottesville he invented a type of steam boiler, worked with the United States Mint in Philadelphia on the use and waste of silver, and planned equipment for the United States Mint in San Francisco.¹⁷⁴ He died in Philadelphia on September 6, 1884.¹⁷⁵

J. LAWRENCE SMITH, 1852–1853

On September 1, 1852, the Board of Visitors appointed J. Lawrence Smith as professor of chemistry and materia medica to succeed Robert E. Rogers.¹⁷⁶ Smith had been enrolled as a student at the University of Virginia—and, in fact, had been taught by Professor Charles Bonnycastle—in 1835, when he was 16 years old.¹⁷⁷ Smith married Sarah Julia Guthrie on June 24, 1852, only a few months before moving into Pavilion VIII. She was from Louisville, Kentucky, the daughter of James Guthrie, a banker and lawyer who would become the U.S. Secretary of the Treasury the year after his daughter’s marriage.¹⁷⁸

HISTORY

Smith taught his chemistry and materia medica courses not in Pavilion VIII but in the two large rooms in the basement of the annex to the Rotunda. He reportedly had a productive period of experimenting during the academic year of 1852–1853, adding to his already successful career before his professorship at the university.¹⁷⁹ Smith was largely responsible for outfitting the new chemistry laboratory in the Rotunda annex.¹⁸⁰

Smith's tenancy in Pavilion VIII was short. He resigned from his post in June 1853 to accept a position in Louisville, Kentucky, closer to his wife's family. He spent his summers in Washington, D.C., where the Smithsonian Institution provided him with a laboratory.¹⁸¹

SOCRATES MAUPIN, 1853–1871

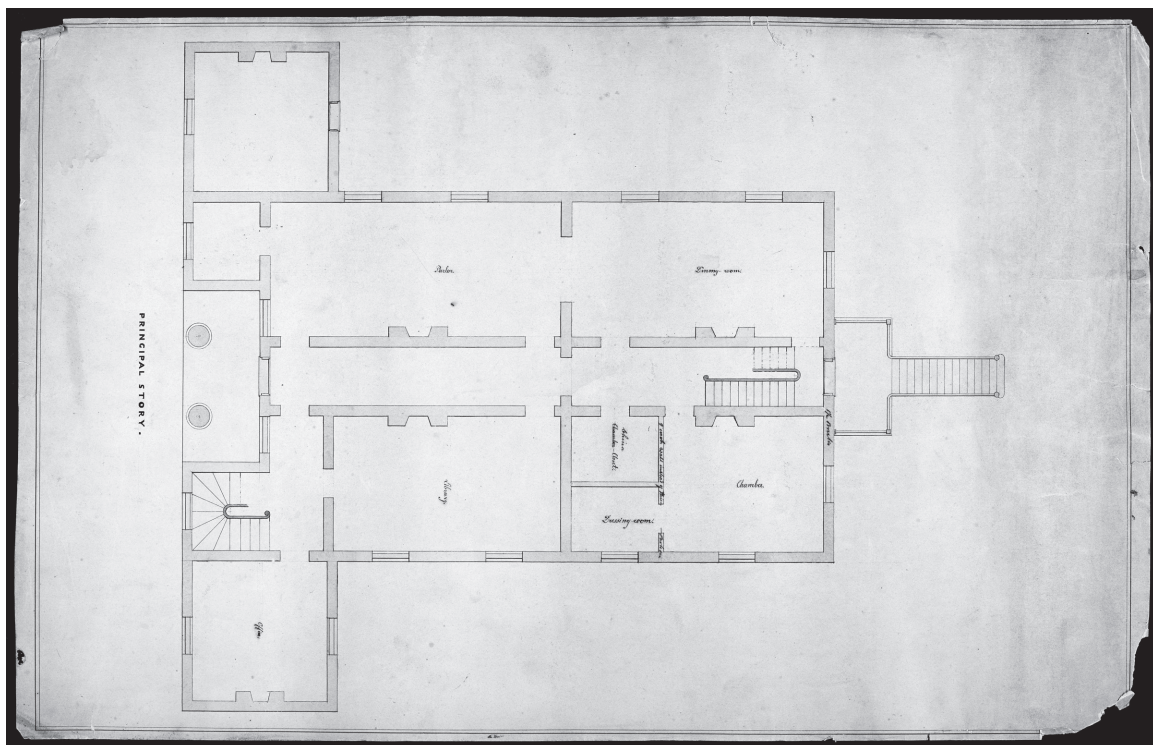
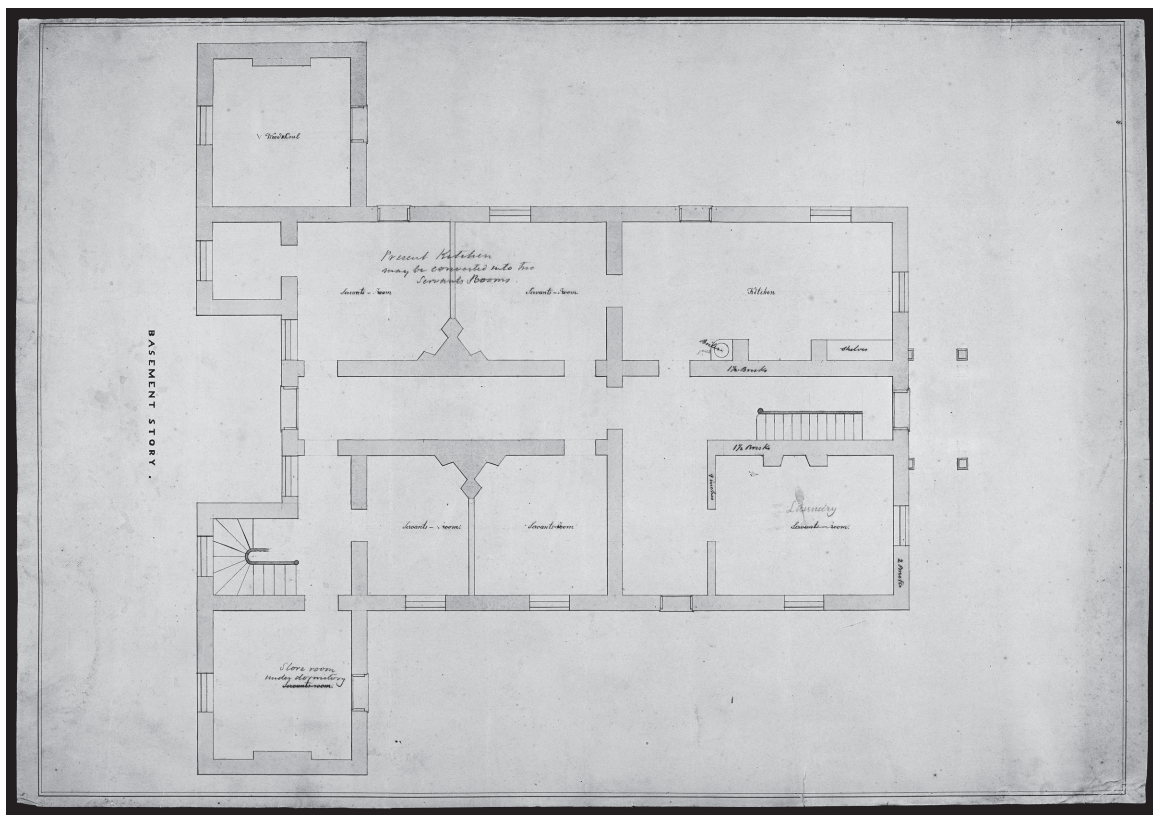
Like J. Lawrence Smith, Professor Socrates Maupin had once been a student at the University of Virginia; he was awarded his M.D. in 1830 and a M.A. in 1833.¹⁸² He was married to Sally Hays Travers Washington in 1837. The Board of Visitors appointed him as Smith's replacement on June 25, 1853. At that time the Visitors also passed a resolution to remove the teaching of materia medica from the responsibility of the chair of chemistry, so that the chemistry professor could focus more upon teaching agricultural chemistry and practical pharmacy.

Maupin had a long tenure at the University of Virginia, serving as the chair of chemistry and occupying Pavilion VIII from 1853 until his death in 1871. He was chairman of the faculty from 1854 until 1870, and his adept administration was "generally credited with guiding the university through years of war and into the years of recovery."¹⁸³

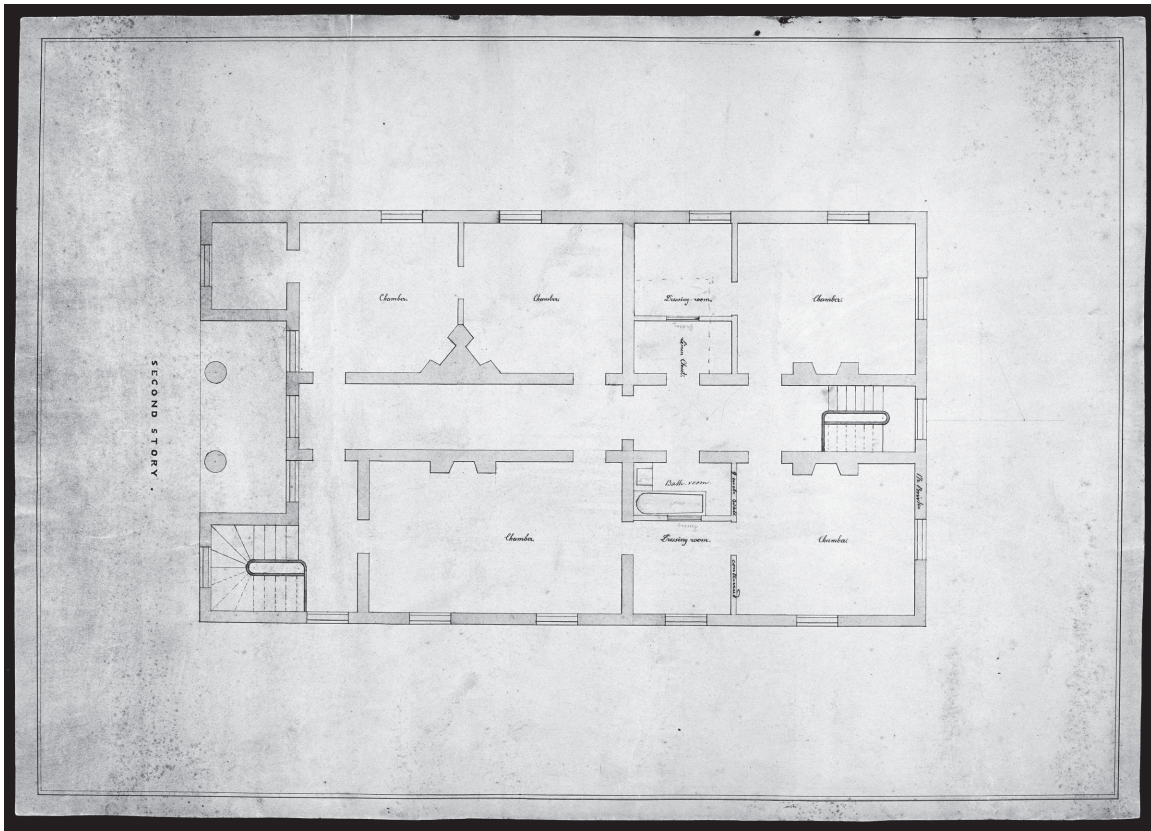
By September 1853 Socrates and Sally Maupin and their children had moved into Pavilion VIII. At that time, in order to accommodate his growing family, Maupin requested permission from the Board of Visitors to add on to his pavilion at his own expense, to be reimbursed when the university's finances were able to accommodate the cost. On September 1, 1853, the Visitors approved the construction of an addition to the pavilion, "on a plan to be approved of by the Executive Committee." Maupin paid for the construction and was then reimbursed by the university.¹⁸⁴

The addition cost \$3,033 and was probably completed before June 26, 1855, when the Board of Visitors directed the proctor to begin annual payments to Maupin for the interest on the construction cost, starting (apparently retroactively) in February 1855.¹⁸⁵ On March 26, 1856, the Visitors passed a resolution directing the bursar to pay the principal and remaining interest which was due on the addition.¹⁸⁶ It is likely that this addition was largely for the family's domestic purposes, because "in 1853 the School of Chemistry and Pharmacy occupied the more spacious quarters in the basement of the Annex" to the Rotunda.¹⁸⁷ Thus, Professor Maupin's classroom needs likely were satisfied by the spaces in the new Annex; he may not have needed to host students in Pavilion VIII.

Some minor repairs were undertaken during the winter of 1854–1855. Maupin was reimbursed \$6.30 "for repairs to pavilion" in February 1854.¹⁸⁸ In 1854 he was also assessed for "2 lights Glass 12 by 18."¹⁸⁹



Circa 1853 basement plan (upper image) and first floor plan (lower image) for the east addition.



Circa 1853 second floor plan for the east addition.

When the Maupins had moved into the Pavilion in 1853, they most likely had found the terrace over the colonnade at the front of the building in disrepair. The annual report of the Board of Visitors for 1852–1853 stated that the “terraces in front of the pavilions and dormitories along the lawn are much decayed, and require immediate and extensive repairs.” “This damage,” the report continued, “has been the more rapid of late years, by reason of the large drafts upon the funds for the erection of the new building [the annex], and the consequent inability to apply adequate funds to timely renewals and repairs.” The condition of the terraces, according to the Visitors, called “loudly for immediate attention.”¹⁹⁰ The annual report for the next year stated that repairs to the terraces had not yet begun but that “preparatory steps” had been taken; it was expected that the improvements would “probably be in active progress in the course of a short time.”¹⁹¹

The “preparatory steps” included contacting Alexander Jackson Davis, the “distinguished architect of New York,” about the “most advisable mode and the probable cost of permanently repairing the terraces.” Davis did not travel to Charlottesville himself but did engage George Nichols (also spelled Nicols), a New York “builder selected for the purpose by him,” to make a site visit and a “detailed estimate and report” on the terraces. Davis and Nichols “furnished a working plan and estimate to be used in letting the work to contractors,” which

PAVILION VIII

were presented to the Visitors at their June 1854 meeting.¹⁹² The estimate totaled \$14,204.90, but the Visitors decided to set aside only \$10,000 for the repair of the terraces, so that there would be sufficient funding to also improve the water supply.¹⁹³

After some false starts, the executive committee of the Board of Visitors adopted a plan for treating the terraces in 1855. The wood trellis railings at the front of the terraces were in such poor condition that it was decided to replace them with iron railings. Instead of covering the floors of the terrace with sheet copper, which would be expensive and easily damaged by foot traffic, it was decided to use a "heart pine floor, well tongued and grooved, with its upper surface protected by a series of three coats of white lead paint, surmounted by an equal series of coats of Bridgewater paint, with an interposition between the two series of a coating of the best twilled duck or canvass, well rolled and incorporated with the painting," all of which, it was hoped, would prove to be "impervious to water, and of great duration." The contract for carpentry and blacksmith's work, "coppering cornices, and furnishing copper gutters and pipes," was awarded to George N. Spooner, and the painting contract to James F. Bowyer. The work was to be overseen by a Charles B. Shaw, a civil engineer.¹⁹⁴ This work was described as being "nearly completed" by June 1856, when Spooner was paid "for repairs to pavilion porches."¹⁹⁵ While this work was underway, it became apparent that the "exterior portions of all the buildings. . . greatly needed repainting," and this work was also undertaken in 1855.¹⁹⁶

Maupin was charged for illuminating gas in July 1858, indicating that gas lines and fixtures had been installed at Pavilion VIII by that time.¹⁹⁷

For the Maupin family, the division of academic and domestic space was probably helpful, since the 1860 census suggests that they needed considerable room for domestic purposes. The Maupins had six children in their household at that time: Susan, age 20; James, 17; Jane, 15; Chapman, 14; Robert, 12; and Willy, 9, as well as Parnelia Frayser, age 35, who had a personal estate worth \$300.¹⁹⁸ Socrates Maupin was reported to own \$10,000 worth of real estate and to have a personal estate of \$30,000.

Life in Pavilion VIII was soon interrupted by the events of the Civil War. Maupin continued to teach, but to a significantly diminished number of students, and he also took on the role of the proctor.¹⁹⁹ His son Chapman enlisted in the Confederate army. A June 7, 1864, letter from Socrates Maupin to Chapman reveals how daily life in Pavilion VIII and Charlottesville was being affected by the war. Maupin wrote that "We are scarce of blankets at home, and if you can find an opportunity of getting the necessary supply for yourself from the Government or other source, it would be well for you...I tried to get you a blanket in Charlottesville yesterday, but found only one for sale, and that a dirty grey like your saddle blanket, tattered and worn. The price was 20 \$ [sic]. I would not buy it."²⁰⁰

In addition to problems with scarcities, Maupin worried about the safety of the unprotected campus buildings as the Union army advanced at the end of the war. Concerned that the buildings would be destroyed or looted by straggling bands of soldiers from the North, Maupin and his colleague Professor John B. Minor petitioned for a guard from General

HISTORY

Wesley Merritt; the group narrowly arrived in time to protect the pavilions from “plunderers” who had threatened the occupants, looking for guns and valuables.²⁰¹

With the war over, Maupin and Minor borrowed money from a Charlottesville bank on their own credit in order to begin making much-needed building repairs at the university. As proctor, Maupin superintended these repairs personally and in 1866 had spent \$5,066 towards improving the campus.²⁰² The Visitors’ annual report for 1865–1866 stated that “all the buildings require repainting for their due preservation; the pavements under the colonnades and arcades require renewal,” and many buildings needed “new roofs.”²⁰³

In January 1863 Maupin had been paid \$87.00 “for oil and white lead.”²⁰⁴ After the war, in January 1866, he was charged for a small amount of “Brick Lime & Sand” and “work done at House,” but he had evidently advanced \$5 for a stove, so the charge was for only \$1. The following May, Maupin was charged \$5.66 for “putting up fence, & timber at House.” He was also charged in June 1866 for ten tons of anthracite coal and 11 bushels of charcoal. In August of that year, Maupin was charged for “1 Keg (50 lbs) White Lead” and five panes of glass. That same month, the executive committee of the Board of Visitors granted Maupin the “privilege of putting up a wood shed on the north side of his house of such dimensions as he may think advisable.”²⁰⁵

In 1867 the Visitors passed a resolution to appropriate \$250 toward the construction of a portico on Pavilion VIII.²⁰⁶ At some point between 1865 and 1877, some type of small addition, valued at \$300, was constructed at Pavilion VIII.²⁰⁷

In 1870 the pavilion was still occupied by seven members of the Maupin family: Socrates, Sally, and their children Susan, Jane, Chapman, Robert, and William.²⁰⁸ At this time, a student in his class recalled Professor Maupin as being “absent-minded” and reported that he once accidentally gave himself a serious electrical shock in the laboratory and that he would mix up tubes of chemicals while demonstrating experiments. Nevertheless, he was considered “a loveable old gentleman, respected by all.”²⁰⁹ Maupin died on October 19, 1871, from injuries sustained in a carriage accident.²¹⁰ There is no evidence to indicate how many months the Maupin family may have remained in Pavilion VIII after his death, but the next occupant was assigned tenancy in June 1872.²¹¹

JOHN STAIGE DAVIS, 1872–1885

The new occupant of Pavilion VIII was John Staige Davis, who had already been connected with the University of Virginia for forty years. He was born in Albemarle County, Virginia, on October 1, 1824, the son of John A. G. Davis, a former University of Virginia professor. John Staige Davis graduated from the university at age 16 and received an M.D. after an additional year of study. From 1845 to 1856 he served as a demonstrator of anatomy and in 1856 was appointed a full professor of anatomy.²¹² He had married Lucy Landon Blackford while first teaching at the University of Virginia. They had one daughter and one son before her death in 1859. Davis married Caroline Hill, on September 2, 1865, and they had three children. During the Civil War, Davis was commissioned a surgeon in the Confederate

PAVILION VIII

army.²¹³ A former student, recalling his experiences from 1869 to 1872 for the *Alumni News*, reported, “To say that he had no superior as an instructor of Anatomy, is not going too far.”²¹⁴

On June 22, 1872, the Board of Visitors assigned Pavilion VIII to Davis, upon the recommendation of the committee for buildings and grounds. The committee reported that “after careful consideration [they] have become convinced that the large family of Dr. Davis requires increased accommodations, and therefore recommend his application to the favor of the Board.”²¹⁵ The 1880 U.S. census indicates that at that time the Davis household included not only John, Caroline, and their three children (John, age 13; Caroline, 8; and Robert, 4) but also Fannie G. Hill, 69; Ellen T. Hill, 44; Fannie Hill, 33; and Mary E. Hill, 48—possibly Davis’s mother-in-law and three sisters-in-law.²¹⁶

Meanwhile, the terraces again needed repairs. They had been covered with canvas and several coats of paint in 1855–1856, but in the late 1870s they were “recovered with metal roofs,” which were deemed to be “secure and water-tight.” The new terrace roofs were further described as being covered with iron “well protected by paint on all sides and by a slatted walk-way of wood.”²¹⁷ Other roofs were recovered with tin, according to the 1877–1878 annual report of the proctor, who reported that over the past two years, “a good deal of new tin roof, and an extensive amount of roof painting has been executed.”²¹⁸

Once the roofs were in order, it was then “possible to repair and repaint the ceiling and cornices of the arcades and porches, and thus make them decent for the first time in years.” At the same time “the entire exterior wood-work of the buildings” was repainted.²¹⁹ The proctor also reported in 1878 that over the previous two years “almost the entire pavement of the University has been renewed, the brick having been burnt during the summer on our own premises.”²²⁰ Presumably Pavilion VIII was included in these repair campaigns.

Overall, however, there continued to be serious maintenance problems. According to the annual report of the Board of Visitors for 1884–1885, “from continuous lack of means since the war, the buildings have fallen into a state of serious disrepair.”²²¹

It is unclear what other changes were made to Pavilion VIII during Davis’s occupancy. Davis owned properties adjacent to the university and in Afton Depot, Virginia; his financial records appear to include expenses from these various properties, not just Pavilion VIII. Furthermore, a professor living in another pavilion, Noah K. Davis, shared his surname, so it is not always clear which Davis is being referred to by various sources. For instance, the minutes of the Board of Visitors from June 24, 1878, report that “They have also considered the application of Prof. Davis asking for a change in the sewer & recommend that said sewer be removed from the lands of Prof. Davis & be constructed through the grounds of the university west so as to connect with the sewer running from the western lawn. Said change can be made at an estimated cost not exceeding 200 dollars.”²²² It is unclear to whose property this recommendation is referring, or even whether it refers to a pavilion or Davis’s land which was adjacent to the university.²²³

In June 1885 Davis was given a leave of absence from his duties due to his poor health. The minutes of the Board of Visitors from that time contained a solemn tribute:

HISTORY

Without intended obtrusion on the sacred grief of the household of Dr. Davis, we deem it not unfit, hereby, to express our sincere sorrow at his present sad affliction, and to testify our profound sympathy for them in this, their hour of domestic suffering. To estimate the benefactions bestowed on mankind by Dr. Davis, during his long and professional services, it is only necessary to consider the multitude of young men who have gone forth from his lecture room into the field of the world to sow those choice seeds of learning that under the inspiration of his wise instructions have ripened into a full fruition of most valuable citizenship and deserving manhood.²²⁴

John Staige Davis died on July 17, 1885, shortly after being granted leave.²²⁵

Caroline Davis may have continued to occupy Pavilion VIII for a short time after her husband's death. An August 1885 letter to John B. Minor from Joseph Carrington Cabell indicated that Cabell was sending a certificate to be delivered to the proctor that would warrant him to recognize "Mrs. Davis' right to occupy the house. The Proctor, and not the Chairman, has charge of the grounds and buildings of the university."²²⁶ By May 4, 1886, the Board of Visitors had received applications from professors wishing to reside in Pavilion VIII.²²⁷

CHARLES VENABLE, 1886–1896

After reviewing these applications, the Visitors assigned Pavilion VIII to Professor Charles Venable on May 4, 1886. At the same time he also assumed the post of chairman of the faculty, which he held until 1888, for the second time in his career.²²⁸ Venable, who was born on April 19, 1827, was the great-grandson of the founder of another institution of higher learning in Virginia, Hampden-Sidney College. Venable attended that college from 1839 to 1842, then was a mathematics tutor until leaving in 1845 to study at the University of Virginia. He alternated a year of study in Charlottesville in 1845–1846 with a year as the Hampden-Sidney chair of mathematics in 1846–1847, then another period at the University of Virginia in 1847–1848. He then returned to a professorship at Hampden-Sidney from 1848 to 1856. He spent a session at the University of Georgia as a professor of natural philosophy before moving on to the University of South Carolina in 1858. However, his years in South Carolina were interrupted when he enlisted in the Confederate army; he became General Robert E. Lee's aide-de-camp in 1862.²²⁹

In 1866, shortly after the close of the war, Venable, now a colonel, returned to the University of Virginia as the chair of mathematics.²³⁰ He and Margaret Cantey McDowell, the daughter of Virginia Governor James McDowell, had been married ten years earlier, in 1856, and they lived in Monroe House on the university campus during the early years of his professorship.²³¹ However, Margaret's health was precarious, and she died of consumption in January 1874.²³² Two years later, Venable married Mary Southall Brown, the widow of Colonel J. Thompson Brown.²³³ In 1880 their household included Venable's children from

PAVILION VIII



"Our Living Room on the East Lawn," as labeled by Charles Venable's daughter, Natalie. This late nineteenth-century image of room 102, looking east, shows an electrified gasolier centered on the ceiling. A wide portiere covers the opening to room 103, indicating that the opening is as wide as shown on the 1853 floor plan.

his first marriage—Frank (age 20), Mary (18), Cantey (15), and Natalie (11)—and his son from his second marriage, Charles, age 3. In addition, there were three servants: Eliza Carlin and Betsey Joler, both in their sixties and listed as black; and Hattie R. Wright, described as mulatto, age 30.²³⁴

The Venables moved into Pavilion VIII in 1886. It must have been a particularly lively place during the Venables' tenancy, especially since their daughters were evidently very popular with the university students. James P. C. Southall, who studied under Venable from 1888 to 1893 and was a nephew of Mary Southall Venable, provided some details about Pavilion VIII in his memoir, *In the Days of My Youth When I Was a Student in the University of Virginia, 1888–1893*. Southall wrote that Venable's mathematics classroom, which he shared

HISTORY



“Our Library on East Lawn with the “Daddy” [Charles Venable] in his chair.” This image of room 108 looks west; the door to the stair hall is concealed by a portiere. Note that there is no cornice or chair rail.

with Latin professor Colonel William Elisha Peters, was on the west side of the main floor of the Rotunda, but that “It was not in Colonel Venable’s classroom but in his hospitable home on East Lawn that I really got to know that eminent man.”²³⁵ “Nearly every evening, weekdays and Sundays,” he continued, “the drawing room of the Venable mansion was filled with visitors and beaux”; later in the evenings, he and his classmate would “find our way together along the passage leading to Colonel Venable’s study, which was in the dormitory room No. 36 attached to the pavilion” to hear stories from his life.²³⁶ Southall evidently occupied a dormitory room near Pavilion VIII, for he refers to the Venables as his “next-door neighbors.”²³⁷ In fact, Professor Venable’s daughter Natalie gave Southall an upholstered chair from her own room upstairs in Pavilion VIII to furnish his dormitory room.

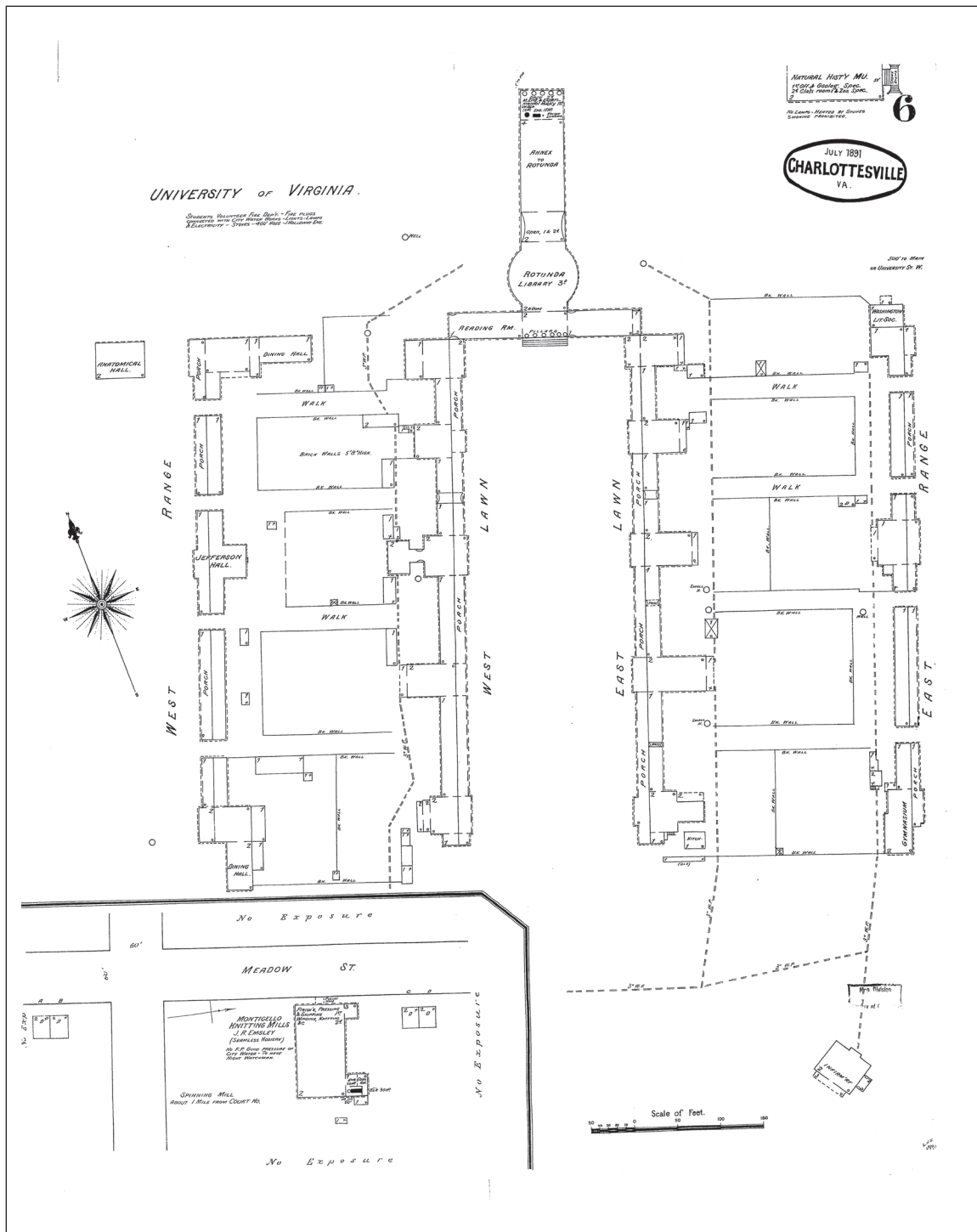
PAVILION VIII



*Natalie Venable's bedroom (now Room 206) in Pavilion VIII, looking northeast.
Note the suspended electric light above the dresser and the gas light bracket on the east wall.*

Southall was Venable's private secretary from 1889 until 1890 and was compensated by his aunt, Mary Southall Venable, with meals at Pavilion VIII. Once a week Southall would go to Venable's "office on the other side of the house from my room on the Lawn" to get a notebook with text that he then copied on the board during class the next day.²³⁸ Southall also reported that he met President Grover Cleveland during an event in Pavilion VIII. He also wrote that Venable's oldest daughter, Mary, was responsible for all housekeeping in Pavilion VIII "and presided at the head of the dinner table opposite her father." She later married Dr. Charles Lancelot Minor. Natalie Venable also married into the Minor family, selecting from her many suitors Raleigh Minor, who later became a law professor at the university; they would later live in a pavilion on the West Lawn.²³⁹

HISTORY



Sanborn map of the Lawn, 1891

PAVILION VIII

Electrical lighting was introduced to the grounds, the public buildings, and the dormitories in 1887–1888, but it is not clear when the pavilions were electrified.²⁴⁰ It is possible to see electric light in three interior photos of Pavilion VIII taken during Venables' occupancy, which ended in 1896.²⁴¹ In 1889–1891 the university repaired the "lawn sidewalks in a handsome and durable manner, using "artificial stone" to replace the "worn brick pavements."²⁴² An 1891 fire-insurance map showed Pavilion VIII with a one-story frame structure across the back, probably a porch. It also showed openings to the dormitories on both the north and south walls of the pavilion.²⁴³

Towards the end of his occupancy in Pavilion VIII, Charles Venable played a role in combatting the 1895 fire at the Rotunda. Venable led a team of students to save books from the library, then blocked the students from re-entering after the flames had grown too strong. Later, Venable was part of a committee soliciting donations from alumni to help rebuild and repair the fire damage.²⁴⁴

On March 13, 1896, Venable resigned from teaching due to his failing health and advancing age.²⁴⁵ The sight in one of his eyes was reportedly very poor due to injuries during his service in the Civil War.²⁴⁶ Upon his retirement, he was made emeritus professor of mathematics. He died on August 11, 1901, after a long illness.²⁴⁷

The earliest photographs of the interior of Pavilion VIII date to the era of the Venables' occupancy. The Small Special Collections Library at the University of Virginia includes photographs of Charles Venable's study (Room 108), a bedroom (Room 206), and a parlor (Room 102). The back of the photograph of the bedroom identifies this as the bedroom of one of the Venable daughters.²⁴⁸ Additionally, the collection includes a lithograph of General Joseph E. Johnston from 1870 that hung in Pavilion VIII during Venable's occupancy, although the lithograph is not visible in these photographs.²⁴⁹

WILLIAM HOLDING ECHOLS, 1896–1934

William Holding Echols was assigned to Pavilion VIII on June 15, 1896.²⁵⁰ He was born on December 2, 1859, in San Antonio, Texas, and attended the University of Virginia beginning in 1878, earning a Bachelor of Science and a degree in civil engineering. He was a railway builder and then a teacher in Missouri before returning to the university in 1891 as an adjunct professor of mathematics and the superintendent of buildings and grounds. He was affectionately referred to as "Reddy" Echols by colleagues and students alike due to the color of his hair.²⁵¹

Like Professor Venable, Echols played a significant role in combatting the Rotunda fire in 1895, shortly before he moved into Pavilion VIII. In his role as superintendent, Echols led a group of students attempting to extinguish the fire and tried to prevent its spread from the Annex to the Rotunda itself. To this end, he used 100 pounds of dynamite in an attempt to blow up the connecting bridge between the two structures. When the bridge still remained in place after the first attempt, he sent for an additional supply of explosives, climbed up to the dome of the Rotunda, and tossed the dynamite from there. This feat,

HISTORY

though daring, also did not succeed, and Echols moved on to demolishing sections of the wings that connected the Rotunda to the Pavilions and dormitories on the Lawn to prevent the fire from spreading. While doing so, Echols fell through the roof of one of the wings and badly hurt his left hand. He was later on the restoration committee for the Rotunda and played a significant role in fundraising and working toward repairing the damage.²⁵²

Although Echols was widely lauded as a hero for trying to check the spread of the fire, not all of his contemporaries admired his strategies. In a letter to Armistead Churchill Gordon, Robert M. Hughes commented that “the superintendent during the fire, I understand, instead of taking charge and managing things according to some system, was chiefly engaged in throwing dynamite at a structure that any engineer ought to have known would not be affected by it. The lack of such an organization among the authorities there, faculty and others, is so surprising that it almost looks like imbecility.”²⁵³

In 1896 Echols was promoted to full professor of mathematics, left his post as superintendent, and moved into Pavilion VIII.²⁵⁴ He carried out some repairs to the pavilion during the summer of 1896. In a July 29, 1896, letter to Robert Robertson, his successor as the superintendent of buildings and grounds, Echols wrote:


Miss Kate Minn writes that it has been decided not to put the picture mouldings in the rooms in the house. It seems to me so important to protect the papering that I am surprised that this was so decided. The old papering was so marred by the thousand & one nails driven in by Venable that its removal was rendered more necessary by this than by any other cause. If you are willing I will pay for the moulding, if the university will protect its papering by putting it up. So if agreeable to you please instruct Noreck to purchase the moulding at my expense—and have it put in all the rooms.²⁵⁵

This letter indicates that the earlier wallpaper in the rooms of Pavilion VIII had been removed by that time. The installation of picture moldings may also have been undertaken during the summer of 1896.

Among Robert Robertson’s papers are various financial accounts that refer to repairs to Pavilion VIII during that summer. A note entitled “Estimate for Repairs & Imps Summer 1896” states \$200 was needed for the interior of “Echol’s House” and \$90 for the outside. A “Summary of Classified Accounts” from July 1, 1896, through October 14, 1896, lists the total amount spent on “Repairs Echols Pav” as \$299.64. A report by Robertson to the Rector and Board of Visitors dated June 1, 1897, refers to these repairs as one of two “principal single items of expense” for that year and declares that Pavilion VIII was “put in thorough repair inside and out in accordance with the custom of so doing when there is a change of occupant.”²⁵⁶

The use of adjacent dormitories as annexes to Pavilion VIII may have been discontinued at this time. The minutes of the Board of Visitors meeting on October 2, 1896, refer to a resolution recently adopted “with reference to the occupation of dormitories by members of the Faculty” and exempt the office and pantry-room of Professor Lile from this resolu-

PAVILION VIII



1920 aerial photograph of the Lawn (above) and detail of Pavilion VIII (left). Note the 1867 east porch.

HISTORY

tion.²⁵⁷ It is unclear from this excerpt and from other minutes of that year what resolution this is referring to, but it may be that at this point professors were no longer allowed to occupy adjacent dormitories.²⁵⁸ If so, the doors that connected Pavilion VIII with the adjacent two dormitory rooms may have been sealed at this time. Fire-insurance maps from 1896 up through 1902 continued to show the wall openings, but beginning in 1907 the maps do not show such openings.²⁵⁹

At this time the university also altered its policies relating to charging professors for rent and utilities while occupying the pavilions. Under the direction of the Board of Visitors, Robertson investigated the value of the university properties and created a report proposing how much they could feasibly charge professors for providing water to their residences. A table from February 1897 recording the value of the university buildings shows Pavilion VIII as being worth \$14,196.02. Another report entitled "Proposed Schedule of Water Charges by the University of Virginia to its Tenants" shows Pavilion VIII as having a "Value for this Purpose" of \$3,750 and lists it as having three water closets valued at \$3.50 each, one bath at \$2.00, and total annual charges of \$23.62.²⁶⁰

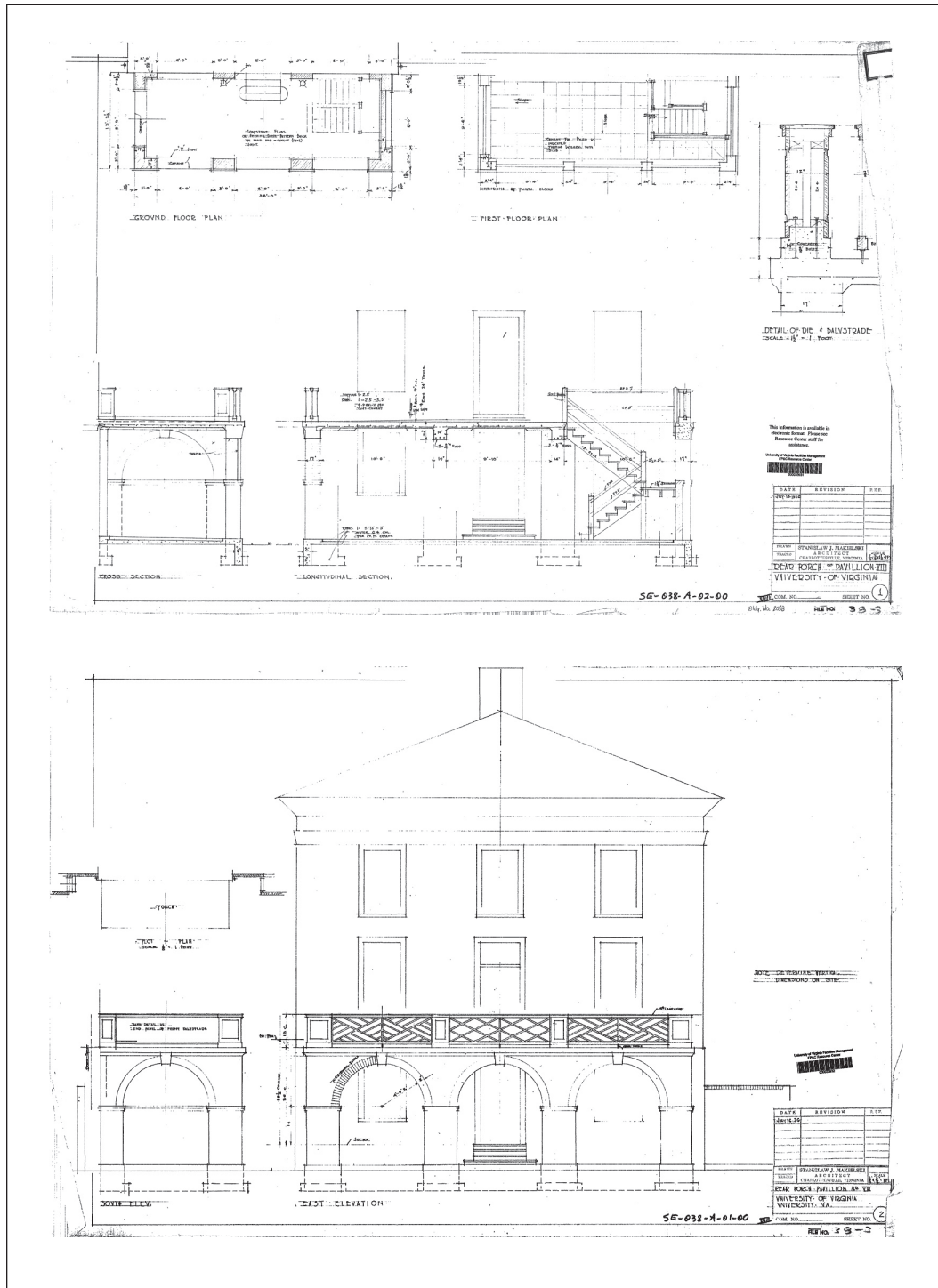
Based upon these reports, a committee to manage the expenses of the university recommended to the Board of Visitors on June 16, 1897, that the pavilions be rented to professors at the annual charge of \$250 each, "giving to those who now occupy them the refusal of a continuance of occupation at said rental." The committee also recommended that "commutations for rents heretofore granted professors be abolished."²⁶¹ Evidently the Visitors compromised on this, because the minutes from February 17, 1898, report Echols's salary as being fixed at \$3,000 per year plus residence or commutation of rent.²⁶²

In September 1885 Echols had married Elizabeth Blakey, with whom he had five children: Jane Johnson, William Holding, Angus Blakey, Oliver Patton, and George Blakey. Elizabeth Blakey never occupied Pavilion VIII, for she died prior to 1896. Echols married Elizabeth Mitchell Harrison in June 1897. They also had five children: Lelia Harrison, Constance, Marion Patton, Gessner Harrison, and Robert Lewis.²⁶³ In 1900 Pavilion VIII was occupied by William and Elizabeth Echols, Angus (age 10), Lelia (2), Marion (11 months), and two servants, John Jones (22) and Sophia Burton (49), both black. In 1910 the children occupying the house were listed as Lelia (age 11), Marion (10), Constance (9), Gessner Harrison (7), and Robert (2). Sophia Burton had stayed on as a servant; Mary Childress, age 45 and also black, was a second servant. Lelia, Constance, Gessner, and Robert Echols, along with Hallie Penn, a 25-year-old mulatto servant, resided there in 1920, in addition to William and Elizabeth.²⁶⁴ Also occupying the pavilion during these years were setters, as Echols was fond of keeping dogs for bird-hunting.²⁶⁵

In addition to housing children and dogs during Echols's era, Pavilion VIII hosted at least one meeting of the university community. The minutes of the Board of Visitors state that the Alpha House Association was established for the purpose of building a fraternity house at a meeting held at Echols's pavilion on September 25, 1923.²⁶⁶

A circa 1920 photograph shows a two-story wood porch across the rear of the Pavilion.²⁶⁷ Insurance maps from 1929 and 1950 show the rear, porch-like addition as being divided by

PAVILION VIII



Drawings by Stanislaw J. Makielski for the 1936 east porch.

HISTORY

an east-west partition. The north section appears to have been enclosed. Both sections are shown as being one story and extending to the basement.²⁶⁸

On April 3, 1930, Echols submitted a statement of his intention to retire, but the Board of Visitors requested that he stay on and continue to teach.²⁶⁹ He continued to occupy Pavilion VIII until September 25, 1934, when he suffered a heart attack at home and passed away.²⁷⁰ The Board of Visitors, in lamenting his death, described him as the embodiment of courage and of the University of Virginia honor system, while the student newspaper reported he was an expression of the “spirit” of the university.²⁷¹ Elizabeth Echols remained in Pavilion VIII until May 28, 1935.²⁷²

WILLIAM MENTZEL FORREST, 1935–1939

William M. Forrest, a professor of religion, was granted the use of Pavilion VIII upon the death of William Echols. Forrest, though he had briefly considered studying chemistry while he was young, instead decided to study for the ministry and attended Kentucky University (now known as Transylvania University). At first Forrest preached during the summers but then withdrew from college after a short time to become a full-time pastor. He took up his studies again at Hiram College in Ohio and traveled to India as a missionary after completing college.²⁷³ In 1906 he became a professor of biblical history and literature at the University of Virginia.²⁷⁴ His appointment, he later wrote, “ultimately led to the permanent establishment within the university of a school of Biblical and religious instruction, unique in state universities.”²⁷⁵ Forrest had first lived in Preston Heights, a Charlottesville suburb, when he became a professor but applied to live in one of the pavilions and was selected in 1935. His daughter, Jean, attended St. Catherine’s School in Richmond, and Forrest lived in Pavilion VIII with his second wife, Ann Pendleton Forrest.²⁷⁶

In his autobiography, Forrest reflected upon the changes to the uses of the pavilions over the university’s history:

Originally the Pavilions had housed both a professor and the classrooms for his teaching. That had changed when Thomas Jefferson’s bachelor professors had married, one by one, and their ladies and children had crowded out the classes. Then for years the houses were assigned by seniority and any eligible professor who would not move in was doomed to lose \$300 a year if the house stood empty. Later years put the houses in sharp demand...Salaries had increased and the occupants paid rent. But the rent was low, and there were advantages, as well as a degree of distinction.²⁷⁷

Before William and Ann Forrest could occupy Pavilion VIII, it underwent minor renovations during the summer of 1935. They moved in on September 1, 1935, and he described the house at that time:

PAVILION VIII

The rent was \$500 per year, heat from the central plant was \$125. After the house was put in order for a new occupant he was supposed to keep up all repairs however long or short his occupancy. Number VIII was the largest house on the Lawn, with five basement rooms, four on the first floor and five on the second. There were two bathrooms, a basement lavatory, a butler's pantry and large closets. When we got all our antiques in it and others from Cuckoo that were willed to Miss Anne by her mother, it made a very handsome interior. Later an unsightly rear porch was torn off and replaced by a brick and concrete one in keeping with the architecture of the house.²⁷⁸

The porch that Forrest describes was added in July 1936.²⁷⁹ Forrest continued:

I then developed an attractive formal garden in the rear that was enclosed with serpentine walls. Altogether house and garden were among the show places of the university. When we moved out in the summer of 1939[,] I took pride in leaving the place in prime condition. It is a matter of regret that the garden has not been kept up by the next tenant.²⁸⁰

Forrest also noted that the arrangement of the house and gardens made it a particularly suitable location for entertaining. Forrest wrote regarding his time at Pavilion VIII that "we did not indulge in either bridge clubs or cocktail parties so we had no continuous round of entertainments; however, we did have many guests from far and near." The Forrests hosted such events in Pavilion VIII as an open house for Garden Week, a benefit bridge party for the Hospital Circle, an afternoon reception in honor of Dean Robert Russell Wicks of Princeton University, and luncheons for the Colonial Dames and the Virginia Executive Board of the United Daughters of the Confederacy. Forrest described how "such events taxed the capacity of the large rooms at times when practically the whole university community, except the students, were invited. Sometimes when prominent personages were in the neighborhood we were asked to show them through the interesting old house."²⁸¹ These dignitaries included Henry P. Van Dusen, a prominent ecumenist of the time, and Henry Wallace, before he was the vice president or a presidential candidate.²⁸²

After his retirement on June 7, 1939, William M. Forrest helped to choose his successor in the religious studies department and moved to a house owned by his wife's family, leaving Pavilion VIII unoccupied again.²⁸³

HARVEY E. JORDAN, 1939–1949

The Board of Visitors assigned occupancy of Pavilion VIII to Professor Harvey E. Jordan beginning on July 1, 1939, only a month after Forrest's retirement had left it vacant.²⁸⁴ Jordan was born in Coopersburg, Pennsylvania, on August 14, 1878. He had attended the Keystone State Normal School, Lehigh University, and Princeton University before joining the University of Virginia faculty in 1907 as a professor of histology and embryology. Jordan

HISTORY

married Ilda May Voorhees on June 17, 1908, and they had two children. Some of Professor Jordan's publications from this period reveal that he was a eugenicist.²⁸⁵ He became the dean of the medical school at the university in 1938 and remained there until his retirement in February 1949.²⁸⁶ It was during this period that he occupied Pavilion VIII, along with his wife and 26-year-old son, Harvey E. Jordan, Jr.²⁸⁷

Jordan continued to teach anatomy briefly after his retirement from his position as dean, resigning officially in June 1949.²⁸⁸ Upon his retirement, the Board of Visitors stated that Jordan "has not only made many valuable contributions to the success of the Department of Medicine at the university but has gained the well-deserved reputation of being one of the leading Histologists and Embryologists of America. Jordan's 'Text Book of Histology' is used by many medical schools throughout the United States and is recognized as being one of the best text books ever published on this subject."²⁸⁹

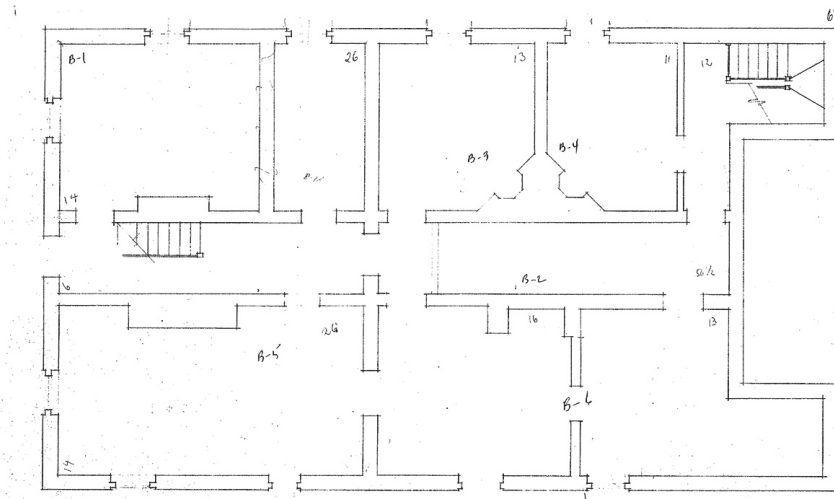
PRESIDENT'S OFFICE, 1949–1984

There was no single resident who replaced Harvey Jordan as the occupant of Pavilion VIII; instead, the department of the university president converted the building into offices in 1949. Colgate W. Darden, Jr., former governor of Virginia, was the first university president to use the pavilion as his office. At his inauguration on October 2, 1947, he had emphasized the importance of a strong liberal arts curriculum and the development of two-year and adult continuing-education schools in order to achieve the goal of a well-educated public.²⁹⁰ University officials may, however, have been planning to dedicate at least part of Pavilion VIII to an administrative function as early as September 10, 1948, when Frank Hartman, the superintendent of buildings and grounds, recommended reserving the basement of Pavilion VIII for a telephone exchange when it was next vacated.²⁹¹

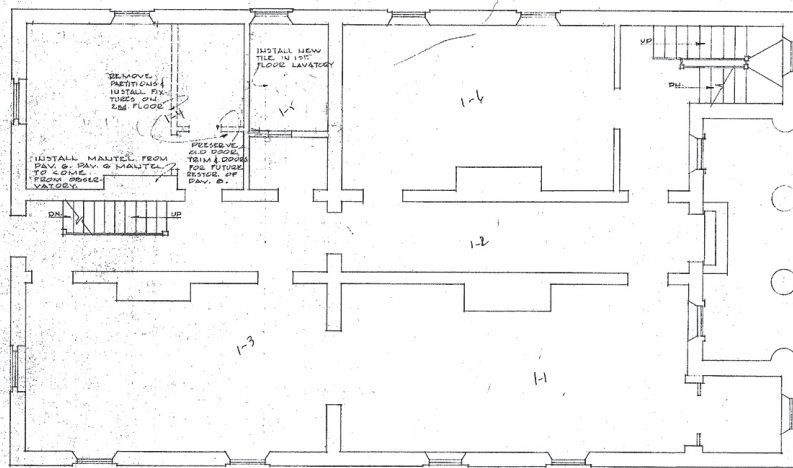
The process of moving the president's office must have begun after Professor Jordan's retirement in June 1949 but probably was not completed until December 1949, when the secretary of the Board of Visitors was directed, "in consultation with Mr. E. S. Campbell, architect for the renovation of Pavilion VIII, to purchase such furnishings as are necessary to equip the offices of the Board and of the President."²⁹² This statement implies that work was underway during these months, probably to convert the rooms of the pavilion into office spaces. These changes involved the addition of acoustical ceiling tiles and fluorescent lighting.²⁹³

President Darden remained at the university for ten years. He announced his resignation in September 1958 and retired officially on June 14, 1959.²⁹⁴ He was replaced by Edgar Shannon, a former Harvard University English professor and World War II veteran.²⁹⁵ During Shannon's term as president, from 1959 to 1974, his administration made various changes to Pavilion VIII and identified various problems with its use as offices. In 1966 there was a discussion about moving the president's offices to the Rotunda and restoring Pavilion VIII as a faculty residence, but this move did not occur.²⁹⁶

PAVILION VIII



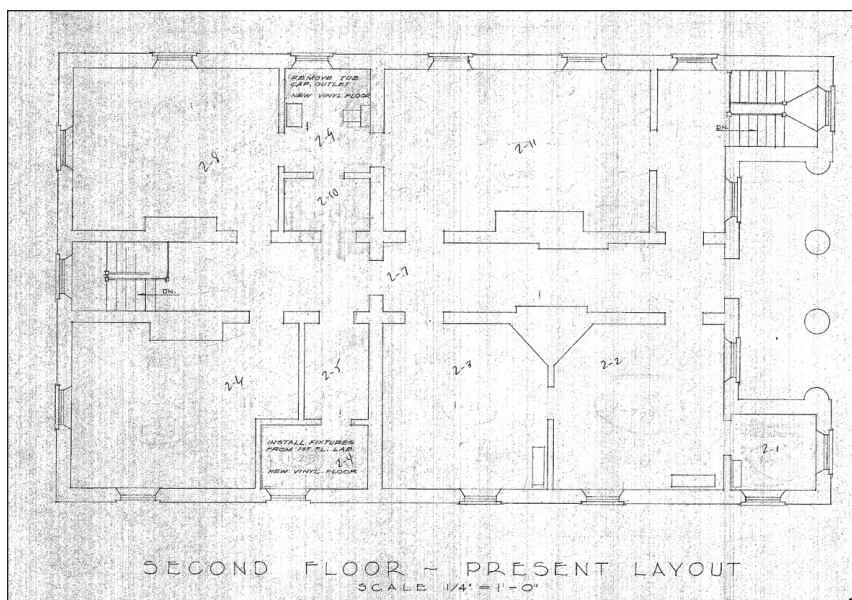
BASEMENT PLAN ~ PRESENT LAYOUT
SCALE 1/4" = 1'-0"



FIRST FLOOR ~ PRESENT LAYOUT
SCALE 1/4" = 1'-0"

Frederick Nichols' basement and first floor plans of Pavilion VIII, February 28, 1961.

HISTORY



*Frederick Nichols'
second floor plan of
Pavilion VIII, February
28, 1961.*

During Shannon's years as president, university administrators and secretaries encountered many obstacles in adapting the space. A June 9, 1970, memorandum from F. L. Berkeley, Jr., responding to Leigh B. Middleditch, Jr.'s, proposed office plan, addressed some of these daily frustrations. Berkeley noted that the president's need for more office space had already resulted in moving the Office of Student Affairs out of Pavilion VIII and that Middleditch's plan did not allocate this additional space effectively. Middleditch had proposed putting up a dividing wall in an office to create a new office for a Mr. Elwood and his secretary. Berkeley argued against this plan:

It spoils a fine room (an ideal conference room) instead of improving one, as the other wall did. It provides a window-less 9 x 13 foot room, with three doors (making placement of furniture virtually impossible) for a secretary. No secretary known to me would consent to work in such a room. Assuming you can find such a person, she will get her air supply and her view of the world over the top of a "Dutch" half-door which opens into what you describe as a "conference room." Neither the conferees nor the secretary in her dungeon will have any privacy.

He added that the "room proposed for Mr. Elwood is too small for his guests (often large groups). It provides no waiting room for his visitors. It isolates him from his secretaries."

Berkeley also stated that the front room of Pavilion VIII would not function well as a conference room because "it is a crossroads from the outside entrance to the executives' offices in one direction, and between the secretary and the Xerox room in the other." The copying room posed an additional obstacle: because the copier was a piece of equipment

PAVILION VIII



Pavilion VIII in 1962. The cast-iron railing above the colonnade was still in place at that time.

which needed to be used frequently but was delicate, the room it occupied had to be locked at both ends and was not allowed to be used as a passageway. Middleditch had proposed placing the legal adviser and his secretary on the top floor of the Pavilion and the assistant legal adviser in the basement, but Berkeley argued that this arrangement would completely hinder communication between them:

How are they to communicate? By going out of doors and around to the front entrance of Pavilion VIII? Or does this mean that your numerous student assistants and other staff members will use the highly private back stairs and back hall-way? This hallway passes two doors to Mr. Shannon's private office, one of them only 3 feet from his desk. His conversations can be heard through this door. Moreover, Mr. Shannon values the privacy of this back hallway for casual consultation with assistants, etc.

HISTORY

As a final note in his memo, Berkeley recommended using the “Bice-Toms” plan instead of Middleditch’s. This other plan allowed for a “large reception room and secretary’s office, with direct access to the front door and to the Xerox Room,” plus private offices connected by the private back hall, and a large room for student assistants, which could also be an extra conference room, “thus relieving the strain on the board room.”²⁹⁷

A June 1971 memo from Berkeley mentioned another conversion of a basement room into a lounge area for use by the women working in the president’s office and for “occasional visitors who must wait here while their husbands go the rounds of nearby university offices.” Berkeley authorized spending \$200 for “recovering” a sofa for the lounge. He said that someone would make curtains for the doorway but that “chairs, small tables and pictures, and fire irons are needed.” He proposed exchanging the large desk then in the room for an easy chair.²⁹⁸

Plans from August 1971 suggest that various changes were being considered at that time, including painting the roof and the exterior and doing some electrical work. These drawings were updated in 1974, possibly in response to a discussion of relocating the president’s office.²⁹⁹

An October 1972 memorandum from Raymond C. Bice, assistant to the president, regarding the photocopier suggests that the president’s office, the Board of Visitors’ office, and the legal adviser’s office all occupied Pavilion VIII at that time. Evidently, despite the earlier requirement of locking the room where the copier was located and not allowing the space to be used as a passageway, limiting access to the room was still a problem.³⁰⁰

A July 1974 memorandum from Bice illustrates how the conference room in Pavilion VIII was then being used. Between December 1973 and June 1, 1974, the room was used by the president, the public decisions committee, search committees, foundation committees, building planning committees, development committees, and the bicentennial committee, as well as for deans’ meetings and staff meetings. It was generally in use once a day or a minimum of two to three times per week; the meetings lasted from one hour to over four hours. Bice proposed moving the meetings to another space; then it would be possible “to put two or three secretaries in that room, and provide space for Mr. Blackford in the office where Mr. Elwood is, and still have a spacious office for Avery’s Assistant in the middle room presently occupied by secretaries.”³⁰¹ It is not clear whether office spaces were rearranged at this time. However, another administrator would need office space in Pavilion VIII beginning in October 1974, when the position of executive vice-president was created.³⁰² The president’s files from the 1970s include a copy of directions for operating a General Electric room air conditioner, suggesting that at least the president’s office was equipped with a window air conditioner.³⁰³

The discussion of relocating the president’s office arose again in 1974, shortly after the announcement that Frank Hereford would become president after Edgar Shannon’s retirement. Hereford was inaugurated as president of the university in September 1974. He had attended the University of Virginia shortly before World War II, received his B.A. in 1943, and during the war worked on the atomic bomb project and with guided missiles. He received

PAVILION VIII

his Ph.D. in physics and joined the faculty at the University of Virginia in 1949. Hereford was the dean of the Graduate School of Arts and Sciences from 1961 until 1966 and then the university's provost from 1966 until 1971.³⁰⁴

In June 1974 Hereford reported that he was "open" to the idea of using the Rotunda as his office but would not decide until a committee report on the proposed use of the Rotunda was finalized. A *Cavalier Daily* article at that time noted that Shannon believed that the university had a "moral and legal commitment" to "house the president" in the Rotunda.³⁰⁵

The possibility of moving the president's office to the Rotunda was not particularly popular with the student body. The September 10, 1974, issue of the *Cavalier Daily* stated:

The Cavalier Daily has yet to object, specifically, to the relocation of Pavilion VIII's Presidential offices in one of the restored Rotunda's oval offices. We have deplored, as a historically conscious student body will continue to deplore, any aesthetic or [illegible] aberration of Mr. Jefferson's original design.³⁰⁶

In the end, Hereford decided not to move the president's office from Pavilion VIII.

The relocation controversy may have spurred more student interest in the use of the pavilions. An article published in the *Cavalier Daily* a few months later, in November 1974, described how Pavilion VIII was being used as administrative offices and identified the interior changes that had been made since 1949:

Unique to Pavilion VIII are the wings or arms which extend outward on either side of the portico, a style referred to as *in antis*. These wings each contain a small room.

Along with these two rooms, only the two front rooms are original on the main floor. A hallway, two back rooms and a back stairway were added.

The interior of Pavilion VIII is at best disappointing. Not only is it in a sad state of disrepair, with chipped plaster and dirty cracked windows generally shaded by dusty venetian blinds, but it seems to have undergone the transition from home to office very poorly. Compared with the pavilion's exterior, the inside sustains an air of total incongruity.

Most of the ceilings have been covered with thoroughly modern acoustical tiles, and the rooms are lighted with harsh lights housed in typically metal office fixtures. Typewriters and ringing telephones supply the final touch for what could only be called "Secretary Heaven."

Upstairs, aside from a number of official compartments, is a conference room. Portraits of J. H. Cocke, J. Patton Preston, Thomas Jefferson Randolph and Chapman Johnson hang beneath an elaborate frieze—identical to the one in the drawing room at Monticello. Above the table hangs a lovely chandelier, flanked by blinking fluorescent lights.

Downstairs in Pavilion VIII, the hallway leading to the old kitchen/dining area is highlighted by a shiny buzzing Xerox machine and gracefully curving

HISTORY

utility pipes. More desks are aligned before the huge old cooking fireplace, and yet more offices radiate from the surrounding halls. Presumably in an attempt to brighten up this area, the doors have been painted an indescribable cranberry-like color, and, of course, the carpet matches.³⁰⁷

Later articles described various details of President Hereford's own office in Pavilion VIII. One article noted, "When he is told his Pavilion VIII office is a nice one[,] he smiles and says, 'Well thank you. We had a pretty good architect.'" ³⁰⁸ Another article called his office "spacious but conservatively decorated."³⁰⁹ Another interview with Hereford mentioned that "Various paintings and models of ducks decorate the office. The walls are painted his wife Ann's favorite shade of yellow which is also the color of the first floor of Carr's Hill, the UVa president's official residence."³¹⁰

Hereford made the decision to move the president's office from Pavilion VIII to Madison Hall in the fall of 1983. With renovations to Madison Hall recently completed, the move was planned for late February or early March. Vice-president for Budget and Planning Leonard Sandridge stated that the relocation would make communication easier because administrative offices would be located closer together. Hereford explained that Pavilion VIII did not have enough space for their needs. He felt that while the administrative offices would be more efficient in the new location, he would be "sad to leave the Lawn." As of late September 1983, administrators had not yet determined what new use would be made of Pavilion VIII.³¹¹ The president's office did not vacate Pavilion VIII until August 1984.³¹² Meanwhile, Hereford had already announced that he planned to retire as president in mid-1985 and return to teaching.³¹³

1985: RENOVATION AND RESTORATION

The Comprehensive Plan for Residential Life, first prepared in the fall of 1983, cited the renovation of Pavilion VIII as an opportunity toward "improving the quality of students' residential life," using the historic buildings for "both educational and residential functions," and paying tribute to their importance as a "key element in Jefferson's plan from the very beginning." The comprehensive plan initially discussed converting the second floor of Pavilion VIII into either two apartments for single faculty members or one larger apartment for a faculty couple without children, while the first floor would house small classrooms and common rooms. At this point in its development, the plan did not mention the use of the basement as an apartment space.³¹⁴

A series of floor plans revealed that three different schemes were considered around this time. Scheme one, which aligned most closely with the proposal by the Committee on Residential Life, was estimated to cost \$79,205; it would have a seminar room, commons room, conference room, and a lounge on the first floor, as well as a two-bedroom apartment on the second floor. This plan now showed a one-bedroom apartment in the basement, along with a seminar room. Scheme two, estimated at \$74,635, would have transformed the build-

PAVILION VIII

ing into a single-family residence with four bedrooms and maid's quarters in the basement. Scheme three, by far the least expensive at \$23,790, would have continued the pavilion's administrative functions, with offices and conference rooms.³¹⁵

By February 1, 1984, the Committee on Residential Life had proposed, and the university had approved, the restoration of Pavilion VIII and its conversion into a combined faculty-living and student-learning space. Initial reports called for the work to be done by the fall semester or by the spring of 1985 at the latest, but the project would take significantly longer. The chairman of the Committee on Residential Life, Daniel Devereux, stated that approval of the renovation was a "symbolic statement" that expressed the university's goal of increasing student-faculty interaction and returning to Jefferson's original vision for the academical village.³¹⁶ Drawings for the renovation had been made by September 13, 1984.

Problems at the pavilion that needed to be addressed during the renovation work included rainwater seepage, which caused the deterioration of plaster and wood; lighting and electrical problems; and outdated plumbing for kitchens and bathrooms.

It was not possible to begin the renovation during the summer of 1984 due to an increase of construction work elsewhere on the Lawn at that time. Two groups, the Virginia Architectural Review Council and Historical Landmarks of Virginia, were to provide input on the project.³¹⁷ The combined construction budget for Pavilion VIII and other capital projects was \$355,055, plus a \$35,000 contingency budget.³¹⁸

The project was initially slated to be finished by September 1, 1985, but was delayed by a grant from the Virginia General Assembly to the university in the spring of 1985 totaling \$605,000. This funding allowed the university to undertake more infrastructure improvements at several buildings. The additions to the scope of work at Pavilion VIII included removing radiators and window air-conditioning units, improving the HVAC system, and removing asbestos, as well as the construction of an electric vault that would serve all pavilions on the East Lawn.³¹⁹ The goal was to "render the heating and air-conditioning systems as 'invisible' as possible."³²⁰ Specifications for the vault were developed in February 1986 by Johnson, Craven & Gibson, Architects, with consultants Turner Engineering, Inc., and Dunbar, Milby & Williams.³²¹ The project would also include housing water chillers near Pavilion VIII, possibly in the "cellar space beneath adjacent student rooms, plus small pockets of attic space and floor space available in the two pavilions."³²² Although classes had been scheduled to be held in Pavilion VIII during the fall semester of 1985, they were relocated to accommodate the additional improvements.³²³

Plans called for "removing the present unsightly radiator system to allow replacement with a system that will utilize the central medium-temperature hot water distribution apparatus in conjunction with a new but less visible distribution system within Pavilion VIII itself." The asbestos insulation and wrappings around the piping were to be removed throughout the basement of the building. This asbestos-removal project was approved on July 31, 1985; the work was done by Harris Heating & Plumbing Company and C. E. Thurston & Sons at a cost of \$2,273.³²⁴

HISTORY

By the end of August 1985 work on the HVAC system was well underway, and an order for fan-coil units and an air handler had been placed.³²⁵ At this point, a change order was issued to ensure that the piping for the new HVAC system was “concealed as it runs around the basement ceilings.” The superintendent of the Department of the Physical Plant, Pete Syme, recommended building “a box channel around the edge of the basement” to “hide the piping” and moving the “exposed domestic water lines in B03 up into the existing ceiling,” in order to avoid having to add a dropped ceiling.³²⁶ Old wiring was also replaced at this time.³²⁷

New carpeting (Stratton “Moorsgate” #MGX-2305 in Java beige) was selected for use in the basement.³²⁸ On September 18, 1985, Syme requested more information on paint colors to be used on the interior and exterior and details about the floor treatment.³²⁹

Other major changes to the pavilion included the return of the west entry “to its original and much more appealing condition, allowing light to spill into the first floor rooms” from light wells in the terrace above. The original configuration of the entrance had “consisted of a second floor cat-walk from the building to the deck above the colonnade; light wells on either side of the catwalk allowed for the illumination of the ground level entry.”³³⁰ The renovations to the northwest corner room of the first floor exemplified the changes made to the various rooms in the pavilion during the renovations. This room was transformed from being the reception area for the president’s office to a commons room. The “acoustic tile ceiling, exposed plumbing, surface mounted electrical conduits, and window air conditioners” were “removed or concealed, and finishes” were returned to their original condition. On the second floor, in the former president’s conference room, the plaster ceiling was “reclaimed”; the “heart pine floor” was uncovered; the doors were grained; HVAC systems were concealed; and paint colors were based upon archaeological evidence, converting the space into the apartment’s living room.³³¹

The delayed schedule shifted the opening date for the pavilion to January 1986, the beginning of the spring semester. The *Cavalier Daily* noted that Pavilion VIII would be “the first pavilion to be restored to its original Jeffersonian design.” The renovation would give students access to a historic campus building “on a regular daily basis” and would bring students and faculty closer together. By November 1985 the exterior renovation was nearly complete, but renovation work continued on the interior.³³²

By the end of the project the cost of change orders had equaled the total contingency allowance of \$35,000.³³³ Murray Howard, architect for the historic buildings and grounds at the university, was pleased with the results and sent a letter of commendation to Alton C. Leake, director of the physical plant, thanking those involved for the quality of their work and devotion to the project. Leake shared this letter with Ernie Deomampo, Pete Farish, Tom Gregory, Jay Klingel, Fred Reese, and Pete Syme.³³⁴ Most of the work had been performed by in-house workers from the Department of the Physical Plant. Howard had overseen the in-house design and provided construction administration for the renovation.³³⁵

The renovated pavilion was opened on January 15, 1986. The building not only was used for faculty apartments, classrooms, and lounge areas but also had two offices for the

PAVILION VIII

University Guide Service, one on the first floor and one in the basement.³³⁶ During the initial semester of use, 37 different classes met in Pavilion VIII.³³⁷ On January 30, 1986, the Buildings and Grounds Committee toured the pavilion, which was by then in full use.³³⁸

During the renovation, workers from the Department of the Physical Plant were instructed in “new techniques,”³³⁹ possibly a reference to the painters being instructed in faux graining techniques for the pavilion’s historic doors.³⁴⁰ Follow-up maintenance continued through the fall of 1986, including re-painting the columns at the front entrance and painting and puttingty the windows.³⁴¹

In 1986 the project won a Preservation Honor Award from the National Trust for Historic Preservation. The nomination form stated that Pavilion VIII had been “restored to its original form and function as part of the first phase of an ongoing restoration and preservation program for Mr. Jefferson’s buildings at the University of Virginia.” At the time of the award, Pavilion VIII was the only pavilion out of the ten that was open to the public. The restoration “addressed issues of technique (graining of doors), analysis (paint research), and present-day function (new mechanical and electrical systems).” As a demonstration of the research efforts and restoration techniques, one door with “exposed original woodgraining” was left in place in Room 211 to show the changes that had been made. The project included extensive research on the building and the training of university workers in preservation methods.³⁴²

Also in 1986 undergraduate students Brian E. Boehmcke and Carlton R. Livermon, working under Professor K. Edward Lay, completed a survey of Pavilion VIII, which included photos and measured drawings for the Historic American Buildings Survey. The survey received an honorable mention in the 1987 Charles E. Peterson Prize competition.³⁴³

A series of digitized photographs on record with Geospatial Engineering Services at the University of Virginia records the state of Pavilion VIII before, during, and after this renovation, including photographs of furniture and door hardware.³⁴⁴

1986 TO PRESENT: OCCUPANTS OF BASEMENT APARTMENT

With its 1985 renovation and its use as two faculty apartments, classrooms, and student lounge areas, Pavilion VIII represented a return to Jefferson’s original purposes for the pavilions. Pavilion VIII was the only pavilion at this time that incorporated the Jeffersonian principle of professors living and teaching in the same building.

During the renovation of Pavilion VIII, a basement-level apartment was created. Its first occupant was Robert Huskey, then the associate dean of graduate studies.³⁴⁵ Huskey had been elected to the faculty effective July 1, 1969, as an assistant professor of biology.³⁴⁶ He was appointed the associate dean at the Graduate School for Arts and Sciences on January 30, 1982.³⁴⁷ Although faculty members were permitted a maximum of four years in residence at Pavilion VIII, Huskey occupied the apartment only until 1987. He remained on the university faculty until his retirement in 2001.³⁴⁸

HISTORY

The next occupant of the basement apartment was Douglas S. Crow, a lecturer in religious studies and “a one year visiting faculty person,” who lived there from September 1987 to September 1988.³⁴⁹ In 1988 a committee charged with selecting new residents for Pavilion VIII felt that, with the new occupants, there would be “new opportunities available for a fuller schedule of programming in the future.” The committee hoped that with Mike Thompson, who was assigned to occupy the basement apartment after Crow, there would be “increased usage of the entire garden level of the Pavilion,” which would “reflect more adequately the purpose intended in the original plans for Pavilion VIII.”³⁵⁰

Mike Thompson did involve students in the use of Pavilion VIII while he lived there, but he occupied the apartment for only a year. At the time of his tenancy he was the director of the Office of Career Planning and Placement for the Commerce School. Thompson hosted students at his apartment for Monday Night Football viewings, offered extended office hours there for his students in the Commerce School, and jointly hosted events with the pavilion’s upstairs occupants, Wayne Cozart and Patricia Lampkin. Thompson was the first African-American in the university’s history to be appointed to reside in a pavilion.³⁵¹ Thompson resigned from his position, effective July 31, 1989, ending his occupation of Pavilion VIII.³⁵² One source suggests that during a short period, from August 1989 until February 1990, the lower apartment was occupied by Barbara Odie.³⁵³

Bernard Mayes took up residence in the basement apartment in February 1990.³⁵⁴ He had previously been a lecturer in English and an instructor of rhetoric and communications; he became the assistant dean of the College of Arts and Sciences in 1991 and chaired the Department of Rhetoric and Communications Studies beginning in 1993.³⁵⁵ Originally from Great Britain, Mayes had worked for the British Broadcasting Company in the 1960s, later started a suicide-prevention organization in San Francisco, and was an openly gay man who was outspoken about discrimination. With a colleague, he formed the University of Virginia’s first faculty-staff Lesbian Gay Bisexual Union.³⁵⁶ He told a student reporter for the *Cavalier Daily*, “I consider living on the Lawn a responsibility, not a perk,” and said that he had hosted twenty to thirty students a week for dinner parties in his apartment. Mayes paid \$164 in monthly rent for the apartment.³⁵⁷ He remained a resident of Pavilion VIII until 1995 and retired from the university in May 1999.³⁵⁸ After Mayes’ departure, the basement apartment again housed temporary occupants. Terry Holland, former basketball coach and, at that time, newly-appointed athletic director, and his wife occupied the apartment from August 1995 until May 30, 1996.³⁵⁹

The next occupant of the basement apartment, Sarah P. Farrell, occupied Pavilion VIII for six years. She had been an instructor in nursing, an assistant professor of nursing, and a member of the general nursing faculty.³⁶⁰ She was assigned to the apartment in June 1996.³⁶¹ In 2000 she won the Dennis J. Shaugnessy Fellowship, which recognizes the achievements of a university faculty member who has taught a class in the seminars program and awards a full semester of paid leave to complete research.³⁶² A few months later Farrell renewed her lease in Pavilion VIII for a term of two years.³⁶³ She left the apartment in 2002 and a year later was promoted to associate professor of nursing.³⁶⁴

PAVILION VIII

The occupant of the pavilion's lower level from 2002 to 2003, Arthur Garson, Jr., was also on the faculty of the university's School of Medicine. In 2002 he was elected the James Carroll Flippin Professor of Medical Science and dean of the medical school. He occupied Pavilion VIII beginning in August 2002.³⁶⁵ He had obtained his M.D. from Duke University in 1974 and a Master's in Public Health from the University of Texas at Houston in 1992.³⁶⁶ Under his tenure the School of Medicine introduced the university's Master of Public Health program. He was named executive vice president and provost of the university in 2007.³⁶⁷ In August 2003 the Executive Committee of the Board of Visitors assigned the basement apartment to Gladys Saunders for a term of five years.³⁶⁸ Saunders had been assistant professor of French from 1978 until 1984 and associate professor of French language and literature beginning in 1984.³⁶⁹ She occupied the pavilion until 2008.

The apartment was vacant from 2008 through 2009.³⁷⁰ In June 2009, it was assigned to Pamela Pecchio, an assistant professor of art.³⁷¹ Pecchio occupied the lower level until February 2012, when it was assigned to Gerald Warburg, a professor of public policy and the assistant dean for external affairs of the Frank Batten School of Leadership and Public Policy. Warburg's lease extends through 2017 with no renewal option.³⁷² As of February 2014 the rental for the apartment was \$670 a month, with heat, air conditioning, electricity, gas, trash removal, Internet access, telephone, water, and sewer services all furnished by the university.³⁷³

1986 TO PRESENT: OCCUPANTS OF SECOND-FLOOR APARTMENT

The first occupant of Pavilion VIII's second-floor apartment was Stephen Percy, assistant professor of government and foreign affairs.³⁷⁴ In a March 1987 "Annual Report of the Resident," Percy detailed how Pavilion VIII was being used and what problems he had encountered during his occupancy. He reported that overall, the combined learning-living model had been very successful. The first floor spaces were used frequently as classrooms. The use of the common areas, now furnished with comfortable chairs, newspapers, and magazines, had grown significantly, drawing three to four students at a time. He also reported that there were no major security or property-damage problems. While the seminar rooms were used very often and for a variety of classes throughout the day, Percy noted that class sizes needed to be monitored and that a twenty-student limit should be enforced to prevent furniture from being moved between rooms and avoid damage to furniture or radiators, which were being used inappropriately as additional seating. The classes often took advantage of the coffee that was provided in common areas of the pavilion. Noise did not seem to be an issue. Percy said that "gatherings in the commons room are neither noisy nor disturbing to classes in session" and that the carpet helped with noise reduction and was "wearing quite well." In terms of faculty-student interaction, Percy reported hosting a variety of student events in his apartment, including cocktails and dinner for the Distinguished Majors Program, international visitors, graduate and undergraduate students, the executive committee of the

HISTORY

University Guide Service, and first-year seminar students. He also stated that he planned to open his apartment for Garden Week that year.³⁷⁵

There were some minor problems related to use of rooms in the pavilion. Percy noted that the ground-floor commons area did not seem to be used very often by students because the furniture was not very inviting. The smaller commons room at the rear of the first floor was also seldom used. Percy proposed having a display on the history and renovation of Pavilion VIII in that common room and using fireplace equipment, candlesticks, and other small decorative items to make the common areas more inviting. Percy noted that occasionally the seminar rooms would be left in disarray, with furniture askew and trash left in the area. He thought that the area on the first floor leading downstairs could use carpeting due to large amounts of traffic, and he recommended using a remnant from the storage area.³⁷⁶ There were some minor security issues. Percy reported that occasionally the front door was not locked when it should have been and that the back door was often unlocked or left open in the spring or fall but was not used during the winter. Occasionally there were problems with people entering the building after 10 p.m., once as late as 3 a.m.³⁷⁷

Finally, Percy noted that frequent use occasionally put strain on certain design elements of the pavilion. He expressed concern that the wood floors were protected only by wax and that precipitation and salt wore away the wax quickly over the winter, leaving "the floors unprotected and rather dull-looking." He worried that frequent use of the front door would damage it and that an automatic door closer might ensure that it was closed gently. Percy also mentioned the installation of a mailbox near the front door and the installation of a Lucite message holder on the nearby shutter for posting notices.³⁷⁸ Percy occupied Pavilion VIII until May 1988, when he resigned to accept a position at another university.³⁷⁹

The next occupants of the second-floor apartment were Wayne Cozart and Patricia Lampkin, a married couple who were both faculty members at the university. They moved into the pavilion in August 1988.³⁸⁰ As associate dean of students, Lampkin was responsible primarily for the Residence Life program and had been on the original Committee on Residential Life that proposed the changed use of Pavilion VIII. Her husband, Cozart, was the assistant director and later the associate director of alumni affairs. Lampkin was the first female faculty member appointed to residence in a pavilion. The couple made extensive use of the living-learning model, promoting faculty-staff interaction by hosting many receptions and brunches and opening their apartment to over one thousand visitors during parents' weekend during the first year of their residency. Additionally, once a month they hosted the "Pavilion Palaver" series, inviting special-interest groups to host discussions in Pavilion VIII. They maintained a guest book with signatures of their visitors.³⁸¹

Although Lampkin and Cozart were no strangers to student life, raising a family in Pavilion VIII occasionally presented a challenge. Their daughter, Colleen Lampkin Cozart, was believed to be the first child in the twentieth century to be born to parents living on the Lawn. She was born shortly before President George H. W. Bush was scheduled to speak on the Lawn, and the family was given special permission to remain in their apartment during the talk instead of being evacuated for security reasons as other residents were. Raising their

PAVILION VIII

daughter in this semi-public location, surrounded by students, resulted in an occasional lack of privacy, including drunken students on the catwalk banging on the door to their apartment in the middle of the night.³⁸² The Lampkin Cozarts remained in Pavilion VIII until July 1992; later they would occupy Pavilion III and Pavilion V.³⁸³

The next occupant of the upper apartment was Harry Gamble, associate professor of religious studies, along with his wife, Tamara Smith Rafferty. In March 1992 the university decided that the apartments in Pavilion VIII would be assigned upon the recommendation of the provost.³⁸⁴ Gamble was scheduled to begin his occupancy in August 1992 after minor repainting and repairs. He had been a member of the faculty since 1970 and had several degrees, including a B.A. from Wake Forest University, an M.D. from Duke, an M.A. from Yale, and finally a Ph.D. from Yale.³⁸⁵ Gamble and Rafferty would occupy the second floor until the summer of 1996.³⁸⁶

R. Bradford Brown and his wife, Carol, were the next occupants of the upper apartment, beginning their residency in the fall semester of 1996.³⁸⁷ Brown was an associate professor of commerce.³⁸⁸ The couple occupied Pavilion VIII until the summer of 1998, when it was briefly renovated with minor repairs for the upcoming change in occupancy.³⁸⁹

Cristina della Coletta, associate professor of Italian, moved into the second-floor apartment of Pavilion VIII with her husband, Michael W. Thrift, and their three-year-old son, Alex, in 1998. Her residency was assigned by a faculty committee associated with the provost's office that solicited and received applications from teaching faculty for pavilion residency. The committee reported that she was selected because she had "a demonstrated commitment to undergraduate education and to faculty-student interaction."³⁹⁰ She had been an assistant professor of Italian at the university since 1992.³⁹¹ Her original lease extended for three years and was renewed for an additional three years on October 18, 2001. Professor della Coletta and her family occupied the apartment until May 2004.³⁹²

Sarah E. Turner, assistant professor of education, moved into Pavilion VIII's second floor for the fall semester of 2004.³⁹³ She had come to the university as an acting assistant professor of education in 1997.³⁹⁴ Her original lease was for three years, and, like della Coletta, she was able to renew the lease once, remaining in Pavilion VIII until September 2010.³⁹⁵

In February 2011 the apartment was assigned to its current occupant, John Colley, professor of business administration, for a non-renewable period of five years.³⁹⁶ Colley moved into the apartment that April.³⁹⁷ He was the first Darden School of Business professor who was not a dean to live on the Lawn. In 2010 he had received the Thomas Jefferson Award, and when he first moved into Pavilion VIII, he had already been teaching at the University of Virginia for 44 years. Colley inherited a large dining room table from a previous tenant and adapted the small room facing the Lawn into his home office.³⁹⁸ During his tenancy, Colley participated in a series of Jeffersonian Dinners that were held in the pavilions to host "sustained dialogues." The dialogue in Pavilion VIII addressed "institutional and student aims."³⁹⁹ The most recent rental rate for the upper apartment was \$930 per month, with heat, air conditioning, Internet access, electricity, gas, trash removal, telephone, water, and sewer services all furnished by the university.⁴⁰⁰

HISTORY

1986 TO PRESENT: REPAIRS, ALTERATIONS, AND MODIFICATIONS

Although a large-scale renovation was completed by 1986, Pavilion VIII required a series of follow-up repairs, renovations, and alterations in order to accommodate its distinctive style of living and learning space. In September 1986 the wood graining on the interior and exterior doors was touched up as part of routine maintenance, and water damage to the plaster on some basement walls was repaired with “stone hardening.”⁴⁰¹ A September 1986 memorandum from Murray Howard regarding the colonnade between Pavilions VIII and X referred to repairs underway on the cornice of the deck immediately south of Pavilion VIII; water had been “coming through from the deck above into the cavity behind the new unpainted fascia boarding on the interior [walkway] side of the cornice” and seemed to be the cause of a previously identified rot.⁴⁰² Apparently the repair was not successful, because a week later, after the repairs had been completed, water was still leaking through the fascias. Howard speculated “that the metal decking above has failed where punctured for handrail mounting attachments,” and the punctures needed to be repaired.⁴⁰³

Another September 1986 memorandum reported that “debris from the planting beds that flank the two basement entries has been routinely tracked inside the building,” so the landscaping had to be altered to prevent water from flowing over the path and carrying debris into the path of visitors to the pavilion.⁴⁰⁴ Also in September 1986 a pane of glass in the bottom sash of the window on the north side of the rear basement “teaching room” was reported shattered and ordered repaired. Screens had also recently been installed on that window.⁴⁰⁵

Howard commented upon several problems that he noticed while holding his classes in Pavilion VIII. He wrote on October 31, 1986, that the hanging light fixtures in the hallways on the main floor were dirty and were not cleaned promptly, and the “clear flame-like bulbs” were not replaced quickly when they burned out. He requested that they be cleaned and replaced more often. Also in need of more frequent cleaning were the front-hall doors, which were often smudged with “nose prints.” He noted that the “small, frosted strips where lettering has been applied” to these doors were fragile and should be cleaned with water, not chemicals. Finally, he noted that the venetian blinds in the classroom often got stuck and were roughly used on a frequent basis; the custodians should check often that they were functional and repair them as necessary.⁴⁰⁶

A final documented repair in 1986 was to a shattered pane of glass and a sconce. Howard wrote on December 12, 1986, a “shattered pane of glass in the lower sash, first floor” still needed to be fixed although it had already been reported as broken, and what appeared to be a wiring problem with the sconce “in the rear room, north side” needed attention as well. It is uncertain whether the shattered glass Howard was referring to was the same as that referred to in the September 1986 memorandum.⁴⁰⁷

In March 1987 the Pavilion VIII Committee met to discuss some of the problems that Stephen Percy had outlined in his report on the pavilion’s usage. Howard responded to some of these concerns in a letter of April 3, 1987. He stated that there was a lack of con-

PAVILION VIII

sensus about the purpose of the basement common room and a lack of funds for outfitting the space, which had caused its limited use. In order to increase student use of this area, there must be agreement on the purpose of the space so it could be furnished appropriately.⁴⁰⁸ A more significant concern was how the historic wood floors were treated. Howard feared that the custodians might be using liquid wax and asked that, as soon as practical, the custodians “paste wax areas that are most often walked on, especially where salt has settled.” “Fortunately,” he continued, “our historic consultant thinks the wood should not look overly polished and seems to think that little harm can be done to them even though they have virtually no finish.”⁴⁰⁹ The consultant had examined the floors and said they were in very good condition exactly because they were bare, unfinished, and rather unkempt. The consultant said that no real damage was being done by extensive use, but it would be acceptable to wax more often if necessary.

Another problem noted in this letter was that students occasionally would put their feet on the walls while sitting on a wood chest in the yellow seminar room. To correct this problem, the walls were to be washed routinely, to save the university from having to repaint them frequently. The university would purchase fireplace equipment, furniture for the back room, and a door-closer to address other concerns that Percy had outlined in his report.⁴¹⁰

One section of the wall in room 108 next to the fireplace was missing a chair rail, allowing chairs to mark the walls. It was not known whether its absence was historically authentic or whether someone had simply forgotten to replace it. It was agreed that unless it was not historically appropriate, the chair rail would be replaced.⁴¹¹ By June 1987, a drawing had been made for a new chair rail.⁴¹² The chair rail may have been replaced at this time.⁴¹³

Minor repairs continued into the fall of 1987. In November Howard noted that the rear room on the south side of Pavilion VIII had a “spalling ceiling.” He said that during the renovation this area had been plastered and suggested that the spalling was “the typical result of painting too soon after plastering”; and the ceiling would need to be repainted. During this time, workers completed touch-ups on the doors and door frames and were instructed to inspect the trim on the first floor for any scrapes or gouges that needed attention. He stated that “the basement is a mess and far too big to handle on this quick repair basis.”⁴¹⁴ Other work needed at that time included repairs to venetian blinds; washing the main hallway walls, especially below the chair rail; cleaning the glass in the front doors; and fixing a door that was unhinged in the rear room on the north side of the first floor.⁴¹⁵

In August 1988 a water leak in the pavilion caused a series of problems. Service-call reports stated that water was leaking down a wall in the back bedroom, damaging the wall and carpet; it was determined that this was not an air-conditioning problem. Repairs began on August 5 and were completed August 11, but the nature of the work was not specified. A few days later a service-call report stated that there was a water leak believed to be coming from an air-conditioner. The report read that the drain line was stopped up, and the problem was turned over to plumbers because a pipe needed to be replaced. Howard was uncertain whether the failed drain line had been replaced or not, as similar calls had been reported for the past six months and the problem still had not been identified.⁴¹⁶

HISTORY

A later memo, this one from the superintendent of buildings and grounds, Ernie Deomampo, to Howard on October 13, 1988, solved the mystery. A storm drain was clogged with leaves, and the check valve was not working. A section of storm drain line was replaced; a new check valve installed; and the existing storm drain line “rodded out.” Deomampo suggested installing a gutter strainer and provided a drawing and detailed description of the “tee-type overflow mechanism.” A handwritten note stated that this work was completed on April 21, 1989.⁴¹⁷

Also in August 1988 the plaster in the hallway leading to the second floor apartment was repaired, and the walls were repainted. The choice of paint colors was to be coordinated with Howard.⁴¹⁸

Housekeeping problems related to the heavy use of Pavilion VIII continued to crop up regularly over the next few years. On March 30, 1989, Roger Printup in the registrar’s office noted that the carpets and floors of the pavilion were full of “gunk” that had been tracked in by people walking through the “recently-resurfaced” alley behind the pavilion. He asked for the floors to be cleaned promptly, because the pavilion would be used at commencement by the president’s office.⁴¹⁹ In May 1990 Pavilion VIII again served a function at commencement when it was used for robing by the Board of Visitors before the ceremony. In preparation, the glass globes of the light fixtures needed to be cleaned, and the walls needed to be washed.⁴²⁰

In April 1989 Room B01 was being used for inappropriate storage, as Howard wrote to Jim Smith, housekeeping shift supervisor with the facilities management department:

There is a small room with a sink in the northwest corner of the basement. Inside it I often find stored materials of all different types. Student Guide Service should remove anything that’s theirs due to the possibility of fire hazard—the space is frequently hot. Please make sure paper towel boxes are kept in the locked storage space in the center of the building rather than this washroom. The room is sweltering much of the year due to the main heating trunk lines running through it.⁴²¹

By May 1991 the doors of the pavilion had become damaged by heavy use. A memorandum stated that, “the grained finish that was applied to the exterior is knocked off in large pieces and the protective varnish coat that we had applied to prevent damage has finally begun to crack and pull away from the surfaces below.” Howard also explained that the identification plaques to be added to the pavilion could not be secured to the door unless the paint problem was addressed.⁴²²

Other alterations and repairs were undertaken in the spring of 1992. The entry locks were changed to a new seven-pin system.⁴²³ A detailed deficiency report prepared in March 1992 listed required repairs at the time, as well as the cost. These repairs included:

- 3,000 square feet of the metal roof needed to be prepared and given two coats of paint, costing \$3,000.

PAVILION VIII

- Paint on windows, doors, shutters, soffit fascia, columns, porch, and steps needed to be removed by means of a heat gun, and three new coats of paint applied, at a cost of \$77,600.
- Interior repairs in the basement consisted of repairing deteriorated plaster walls; replacing carpet; painting walls, ceiling, doors, and trims, replacing a smoke detector; repairing a 20-amp breaker in the electrical panel; and installing an outlet cover. These repairs totaled \$4,659.
- Interior repairs on the first floor and basement level teaching areas consisted of painting plaster walls, ceilings, doors, and trim, costing \$5,860.
- Interior repairs on the second floor consisted of repairing one door lock; replacing the hinges on the exterior door to the porch; painting interior plaster walls, ceilings, doors, and trim; and painting one wood grain door, costing a total of \$4,940.

This report also included a “narrative summary” of the building, which cited its replacement value as \$803,537.⁴²⁴

A major issue in 1992, prompted by a change of occupant, involved security and privacy concerns related to the second-floor apartment. Harry Gamble, who would occupy the second floor after the Lampkin Cozarts, requested that a door be installed at the second-floor landing at the east end of the apartment, in order to keep visitors to the building out of the apartment. This addition had been agreed upon during the negotiation of Gamble’s lease, without consultation with others on the preservation of Pavilion VIII. However, after the signing of the lease, there was concern about whether installing a wall and door might sacrifice the building’s historical character. The Design Committee argued that the door would have a “negative architectural impact” for several reasons:

- Natural light would be blocked by the door because the upper hallway received natural light only from the east window.
- The landing was so shallow and narrow that the door would not be able to swing against a wall but would hit the railing or an adjacent doorway.
- A sixth doorway would further complicate the arrangement of the landing, which was already lined with five doors.
- Keeping the landing relatively open would allow the second-floor occupants to hear any intruders in the first-floor rooms.

Proposed alternatives included installing a gate at the middle landing or mounting a motion detector at the stairway. Gamble, however, was not satisfied with this proposal due to both security and noise concerns. Work to install the door was begun sometime between July 10, 1992, when Wayne Cozart, Patricia Lampkin, and their daughter vacated the apartment, and July 31, 1992, when the Gambles intended to move into the pavilion.⁴²⁵

HISTORY

The new doorway was installed at the east end of the upper hallway. It had a wood frame with a fixed-glass arched transom and a pair of wood-framed doors fitted with glass rather than wood panels. The wood was painted with Benjamin Moore Satin Impervo semigloss paint, matching the adjacent wall color.⁴²⁶ Facilities Management was to provide the labor and materials to install the doors for \$6,654.⁴²⁷

Other work done during the summer of 1992 included minor repairs to prepare the apartment for the change in tenants. These projects included painting the plaster walls and ceilings and “making minor plaster repairs where necessary.” The walls appeared to be in good condition and would require only one coat of paint. The painting of the rear stairwell would “have to continue on the south wall into the first floor area to the middle doorway in the hall.” Benjamin Moore Aqua Velvet paint was used and would match the existing color. Additionally, the interior trim and solid-color doors would be touched up with Benjamin Moore Satin Impervo paint, and the graining on the interior doors would be touched up as needed, mostly to cover chipped areas on the leading edges of the doors. One door lock also had to be repaired, and the hinges replaced on the exterior screen doors leading to the front deck.⁴²⁸ This interior painting was done by Facilities Operations at a cost of \$4,126.⁴²⁹ Facilities Management also provided labor and materials to re-wax the floors of the second-floor apartment and stairway for \$170.⁴³⁰

The HVAC system was not working well in July 1992, but it is not clear whether any improvements were made. Howard noted that the system consistently had not performed well but said that at the time the building felt particularly humid.⁴³¹

In March 1993 Howard reported that again the paint in Pavilion VIII was beginning to look “shabby,” but it was uncertain when painting could begin because of funding. He noted that a donation from the Alumni Association could be used to re-grain the front doors, which were in “desperate” shape.⁴³² The painting of the interior occurred just after commencement, sometime after May 24, 1993.⁴³³

The summer of 1993 saw additional door graining, reupholstering, carpet cleaning, and carpet edge-binding.⁴³⁴ In September 1993 the exterior “rear stairway,” constructed of wood, was reported to be in very poor condition. The basement occupant, Bernard Mayes, had recently replaced a decayed stair tread. Howard requested at this time that all paint be removed from the stairs, the decayed wood repaired, and the stairs then repainted.⁴³⁵

Repairs needed in 1994 included fixing two wood venetian blinds, one in the southwest first-floor room and the other in the rear basement classroom. Two Windsor chairs needed to be re-glued as well. The exterior door to the front basement room did not close or lock properly, presumably due to swelling. Two areas on the north wall of that room needed to be repaired and repainted due to spalling; there was also minor water damage on the south wall.⁴³⁶ However, it is uncertain whether these repairs were undertaken at this time.⁴³⁷ Additional problems in 1994 included ensuring that the pavilion was properly cleaned after commencement, since it was used for robing and staging during the ceremony.⁴³⁸

In 1994 some change was made to the use of rooms in the basement level of Pavilion VIII. Room B03, which had previously been used as a classroom, was to be “attached to

PAVILION VIII

the basement apartment as a dining facility” and the adjacent space, Room B02, was to be used as a classroom beginning that fall.⁴³⁹ This alteration required some related minor work, including changing door hardware on both an interior and exterior door.⁴⁴⁰ The chalkboards in classrooms throughout the building were replaced in 1994.⁴⁴¹

January 1996 saw further problems with the venetian blinds, which were heavily used in the classroom spaces, but the only proposed solution was to keep the blinds in repair.⁴⁴² A problem with procedures involving lead-paint removal occurred in March 1996: an outside company hired to remove lead paint had taped plastic to the interior woodwork. The plastic was then “carelessly ripped from the woodwork,” causing some finish paint coats to be ripped up, and some tape to remain in place, leaving behind residue from the tape which then became soiled. These problems were evidently fairly visible on the first floor around the entry and much worse on the second floor.⁴⁴³

Funding for repairs at this time continued to be provided by the Francena T. Harrison Endowment. As of June 30, 1996, a total of \$13,912 remained in this account.⁴⁴⁴ These funds were used for repairs that were needed due again to a change of tenant on the second floor during the summer of 1996. Repairs at this time included the following:

- Selective painting of the walls (from corner to corner “as opposed to spot painting”)
- Selective removal of small wire nails and larger screw hangers from picture hanging devices, with holes filled in and repainted as needed
- Ceilings painted in rooms 201, 203, and 204
- The “lowest two flat bands of cornice trim” in room 211 painted and the caulked joint between them cleaned out and made smooth
- The mantelpiece in room 211 painted due to scorching
- Doors touched up
- Construction of a “new wood cabinet to replace the mirror and lights on the east wall of the bathroom”
- The “old medicine cabinet” removed from the south wall of the bathroom and the wall repaired
- All floors, windows, and vents cleaned.⁴⁴⁵

At some point after September 30, 1998, work began on either repairing or rebuilding the “balcony” of Pavilion VIII, probably meaning the colonnade roof or the catwalk.⁴⁴⁶ This work was finished in the spring of 1999, sometime shortly before April 15. Cristina della Coletta, the upstairs occupant of the pavilion, hosted a breakfast on the balcony on graduation day in 1999.⁴⁴⁷ Digitized photographs from 1999 may show the progress of some of this work.⁴⁴⁸

The front deck was painted in May 1999 after it was discovered that lead in the “terne coating on the stainless steel” roofing could be picked up if rubbed and might be damaging to the occupants. To avoid this problem, the ““woodwork’ portions” were painted white and

HISTORY

the walking surfaces gray.⁴⁴⁹ The apartment was thoroughly cleaned and tested for lead to ensure the safety of Pavilion VIII's tenants.⁴⁵⁰ A follow-up test revealed that lead levels had been reduced, apart from the decks over the flanking colonnade, where "all areas painted red needed to be repainted."⁴⁵¹ Repainting was required every two years to prevent lead in the older paint layers from leaching up to the surface. Howard inquired at this point about a type of primer that might help minimize or delay this leaching, but records do not show whether any solution was reached.⁴⁵²

In July 2000, in order to prepare the pavilion "as a potential alternate building for some activities that might otherwise have occurred at Pavilion VII [the Colonnade Club], the opening for which has now been delayed," the following repairs at Pavilion VIII were determined necessary:

- Limited painting of trim and doors
- "Present rugs and pads" disposed of and replaced with new carpeting
- Wood floors "mopped and rewaxed"⁴⁵³

In 2000 and 2001 new carpeting was installed as needed in the front commons rooms and front and rear hallways.⁴⁵⁴ In 2001 there was a discussion about updating the smoke-detection systems, although records do not indicate whether or not this occurred.⁴⁵⁵ In 2002, as had been the case during many other changes of occupancy, the university again planned to do minor maintenance, repairs, and painting in preparation for a new tenant.⁴⁵⁶

NOTES

Abbreviations used in notes

AR	<i>Annual Report to the President and Directors of the Literary Fund</i>
ASB	Arthur S. Brockenbrough
BV	Board of Visitors, University of Virginia
CD	<i>Cavalier Daily</i>
LC	Thomas Jefferson Papers, Library of Congress, American Memory Database
PL	Ledgers maintained by the Proctor of the University of Virginia, UVSC, Record Group 5/3/2.961
PP	Papers of the Proctors of the University of Virginia, UVSC, Record Group 5/3.1.111
TJ	Thomas Jefferson
TJP	Jefferson Papers of the University of Virginia, UVSC
UVSC	University of Virginia Library, Special Collections

PAVILION VIII

1. In this report, the original spellings have been retained in quoted documents.
2. TJ to L. W. Tazewell, 5 Jan. 1805, TJP. See Mary N. Woods, "Thomas Jefferson and the University of Virginia: Planning the Academic Village," *Journal of the Society of Architectural Historians* 44 (Oct. 1985), 282-283, for a discussion of architectural precedents for colleges and other institutional structures in the U. S. and Europe that were known to Jefferson.
3. BV, Min., May 5, 1817.
4. TJ to James Dinsmore, April 13, 1817.
5. TJ to Dinsmore, April 13, 1817.
6. Dinsmore to TJ, April 22, 1817.
7. BV, Minutes, May 5, 1817.
8. BV, May 5, 1817.
9. BV, AR, 1819, 5.
10. BV, AR, 1820, 5.
11. BV, AR, 1820, 6-7.
12. TJ to Latrobe, Aug. 3, 1817, LC.
13. Latrobe to TJ, Aug. 12, 1817.
14. Latrobe to TJ, Oct. 6, 1817.
15. TJ to Latrobe, Oct. 12, 1817, LC.
16. Latrobe to TJ, Oct. 28, 1817, LC.
17. TJ to William Short, Nov. 10, 1818, Coolidge Collection of Thomas Jefferson manuscripts, Massachusetts Historical Society.
18. TJ to James Breckenridge, Robert B. Taylor, James Madison, and Chapman Johnson, July 8-16, 1819, trans. Grizzard, Appendix E. The Visitors confirmed this decision at their Oct. 4, 1819, meeting.
19. Richard Guy Wilson, ed., *Thomas Jefferson's Academical Village, The Creation of an Architectural Masterpiece*, 2nd ed. (Charlottesville and London: University of Virginia Press, 2009), 41.
20. TJ to Thomas Appleton, April 16, 1821, TJP. William Bainter O'Neal, *Jefferson's Fine Arts Library, His Selections for the University of Virginia Together with His Own Architectural Books* (Charlottesville: Univ. Press of Virginia, 1976, 117-132.
21. TJ, Specification Book for the University of Virginia, TJP.
22. BV, AR, 1820, 10, 11.
23. BV, AR, 1821, 3.
24. BV, AR, 1821, 33-34.
25. BV, AR, 1821, 33.
26. BV, AR, 1821, 32.
27. BV, AR, 1822, 3.
28. BV, AR, 1823, 5.
29. BV, AR, 1825, 45.
30. Dinsmore to ASB, Invoice, May 20, 1820, PP, Box 17, Folder Accounts Jan.-June 1820.
31. Dinsmore to ASB, Invoice, June 5, 1820, PP, Box 17, Folder Accounts Jan.-June 1820. Dinsmore to ASB, Invoice, June 3, 1820, PP, Box 17, Folder Accounts Jan.-June 1820. Dinsmore to ASB, Invoice, June 5, 1820, PP, Box 17, Folder Accounts Jan.-June 1820.
32. Dinsmore to ASB, Invoice, June 18, 1820, PP, Box 17, Folder Accounts Jan.-June 1820.
33. Dinsmore to ASB, Invoice, July 21, 1820, PP, Box 17, Folder Accounts July-Dec. 18
34. Dinsmore to [ASB], Invoice, July 24, 1820, PP, Box 17, Folder Accounts July-Dec. 1820.
35. Dinsmore to ASB, Invoice, July 27, 1820, PP, Box 17, Folder Accounts July-Dec. 1820.
36. Dinsmore to ASB, Invoice, July 31, 1820, PP, Box 17, Folder Accounts July-Dec. 1820.
37. Dinsmore to ASB, Invoice, Aug. 30, 1820, PP, Box 17, Folder Accounts July-Dec. 1820.
38. Dinsmore to ASB, Invoice, Sept. 5, 1820, PP, Box 17, Folder Accounts July-Dec. 1820.
39. Dinsmore to ASB, Invoices, Oct. 2, 1820; Oct. 30, 1820; PP, Box 17, Folder Accounts July-Dec. 1820.
40. Dinsmore to ASB, Invoice, Nov. 4, 1820, PP, Box 17, Folder Accounts July-Dec. 1820.
41. Dinsmore to ASB, Invoice, Dec. 16, 1820, PP, Box 17, Folder Accounts July-Dec. 1820.
42. Dinsmore to ASB, Invoice, Jan. 10, 1821; PP, Box 17, Folder Accounts Jan.-June, 1821. Dinsmore to ASB, Invoice, June 5, 1821; PP, Box 17, Folder July-Dec. 1821.

HISTORY

43. Dinsmore to ASB, Invoice, April 21, 1821, PP, Box 2, Folder April 21, 1821.
44. Dinsmore to ASB, Invoice, April 19, 1821, PP, Box 17, Folder Account July-Dec. 1821.
45. Dinsmore to ASB, Invoices, [March 21, 1821]; March 24, 1821; [March 31, 1821]; April 6, 1821; April 24, 1821; June 26, 1821; Sept. 7, 1821, PP, Box 17, Folders Accounts Jan.-June 1821 and July-Dec. 1821.
46. John Neilson, May 14, 1821, PP, Box 17, Folder Accounts Jan.-June 1821.
47. Dinsmore to ASB, April 19, 1821; July 11, 1821; July 30, 1821; Aug. 23, 1821; Aug. 24, 1821; PP, Box 17, Folder Accounts Jan-June 1821 and July-Dec. 1821.
48. Dinsmore to ASB, Invoice, Aug. 23, 1821, PP, Box 17, Folder Accounts July-Dec. 1821.
49. Dinsmore to ASB, Invoice, March 25, 1822, PP, Box 3, Folder Accounts 1822.
50. Dinsmore to ASB, Invoice, Aug. 30, 1822, PP, Box 3, Folder Aug. 30, 1822.
51. John M. Perry to ASB, Invoice, May 29, 1820, PP, Box 17, Folder Accounts Jan.-June 1820.
52. Dinsmore, Invoice, Sept. 5, 1821, PP, Box 3, Folder 1822 Accounts.
53. Application of 221 Boxes Tin, n.d., PP, Box 16, Folder Bills and Accounts.
54. See, for example, invoice, D. W. & C. Warwick to ASB, July 31, 1821, PP, Box 3, Folder July 25, 1823 (sic). Application of 221 Boxes Tin, n.d., PP, Box 16, Folder Bills and Accounts.
55. Bill of Tin work by A. H. Brooks at the University Virginia, PP, Box 17, Folder Accounts July-Dec. 1821; the account itself is not dated.
56. BV, AR, 1821, 33.
57. Proctor's Ledgers, Vol. 2, 1819-1825, p. 45, RG-5/3/2.961. Proctor's Journal, 1819-1828, p. 257, RG-5/3/1.961.
58. John Van-Lew and Co., Invoice, to ASB, June 18, 1821, PP, Box 2, Folder June 18, 1821.
59. Memorandum of Weights wanting for Pav: Hot: & Dor:, no date, PP, Box 16, Folder Bills & Accounts.
60. Thorn's participation is also mentioned in ASB to TJ, June 7, 1820, TJP.
61. Pavilion No. 8 East, April 9, 1821, PP, Box 17, Folder Building Accounts for the Original Buildings. List of workmen compiled for "Thomas Jefferson's Academical Village, The Creation of an Architectural Masterpiece" by the University of Virginia Art Museum lists "Sam, *Negro*." An abbreviated version of this accounting appears in the Proctor's Ledgers, Vol. 1, 1817-1822, p. 65; and Vol. 2, 1819-1825, p. 45; RG-5/3/2.961.
62. AR, 1821, 4.
63. BV, Min., April 2, 1821.
64. TJ to Thomas Appleton, April 16, 1821, TJP. Meanwhile, Jefferson had also written Cocke on April 9 that he had "already spoken to mr. Garrett to prepare a remittance to mr. Appleton for the capittels of the Pavilions" and repeated to Cocke that he would tell Appleton that the intent was that "we may have them in and up by Autumn"; TJ to Cocke, April 9, 1821, TJP.
65. TJ to Thomas Appleton, April 16, 1821, TJP.
66. TJ to Cabell, July 4, 1823, TJP.
67. TJ to E. S. Davis, Aug. 27, 1823, TJP. Bernhard Peyton to ASB, Invoice, Sept. 8, 1823, PP, Box 3, Folder Sept. 8, 1823.
68. TJ to William Short, Sept. 8, 1823, LC.
69. ASB to TJ, Sept. 20, 1823, TJP.
70. TJ to Appleton, Oct. 8, 1823, TJP.
71. Marble Capitals, July 3, 1823, TJP. A Bill of the Cost of 4 Corinthian capitals, July 3, 1823, PP, Box 3, Folder 1823 July, Bill to Column Caps.
72. TJ to Thomas Cooper, March 17, 1820, photocopy, TJP.
73. Contract, ASB and William J. Coffee, March 18, 1822, PP.
74. Receipt, Daniel Link, March 22, 1823, PP, Box 3, Folder 1823 Receipts.
75. Peter Johnston to ASB, March 21, 1823, PP, Box 3, Folder March 21, 1823.
76. Invoice, Robert Johnston to ASB, March 23, 1823, PP, Box 3, Folder May 19, 1823 [sic].
77. Invoice, John Van Lew and Co. to ASB, May 13, 1823, PP, Folder May 17, 1823.

PAVILION VIII

78. ASB to TJ, March 4, 1824, TJP.
79. Thomas Nelson to ASB, March 29, 1824, PP, Box 4, Folder March 29, 1824.
80. N. & D. Sellers to ASB, March 9, 1825, PP, Box 5, Folder 1825 Correspondence. Description of Sellers Family Business Records, 1774–1834, <http://invention.si.edu/sellers-family-business-records-1774-1834-microform>, accessed May 16, 2015.
81. Joseph Carrington Cabell to Louisa Maxwell Holmes Cocke, April 8, 1823, transcription, Electronic Text Center, Univ. of Virginia Library, accessed June 23, 2006.
82. Paul B. Barringer, *University of Virginia: Its History, Influence, Equipment, and Characteristics* (New York: Lewis Publishing Co., 1904), Vol. I, p.95, accessed online via Google Books, November 14, 2014. Although various sources, including a previous Historic Structure Report on Pavilion VI, have reported Key as first occupying Pavilion VI and fellow professor Charles Bonnycastle as the first resident of Pavilion VIII, a Thomas Jefferson memo from 1825 reports Key as occupying VIII and Bonnycastle as occupying VI when they first took up residence at the university. Bonnycastle later moved into Pavilion VIII upon Key's resignation. TJ Notes on Professors' Housing at University, 1825.
83. Thomas Hewitt Key Contract with Francis Walker Gilmer, September 28, 1824.
84. Philip Alexander Bruce, *History of the University of Virginia, 1819–1919: The Lengthened Shadow of One Man*, Vol. II, p. 3. Accessed online through the University of Virginia Library, November 13, 2014.
85. BOV, AR, 1826, 4.
86. Bruce, Vol. II, p. 12.
87. Francis Walker Gilmer to TJ, Jan. 13, 1825; James Madison to TJ, Jan. 28, 1825; Francis Walker Gilmer to TJ, Jan. 31, 1825.
88. BOV, AR, 1825, 28, 29.
89. George Long Letter of Recommendation for Thomas H. Key, Sept. 11, 1827, Papers of Thomas Hewitt Key, UVSC.
90. Barringer Vol. I, p. 96.
91. Bruce, Vol. II, p. 34.
92. Francis W. Gilmer to Thomas Hewitt Key, May 27, 1825, Papers of Thomas Hewitt Key, UVSC.
93. Bruce Vol. II, p. 144.
94. ADS regulations of the University of Virginia in TJ's hand, Oct. 3-7, 1825, Papers of Thomas Hewitt Key, UVSC.
95. BV, Minutes, Oct. 2, 1826.
96. BV, Minutes, July 10, 1827.
97. BV, AR, 1827, 18. "Thomas Jefferson's Academical Village: The Creation of an Architectural Masterpiece." University of Virginia Art Museum Exhibit pamphlet, n.d.
98. Charles Bonnycastle Contract with Francis Walker Gilmer, Oct. 1, 1824.
99. "Brief Biography of Charles Bonnycastle," Clara Bell Davis, *University of Virginia Alumni Bulletin*, pp. 106–107 Feb. 1900, UVSC, MSS 9763-a.
100. Bruce, Vol. II, p. 14.
101. Harry Clemons, *Notes on the Professors for whom the University of Virginia Halls and Residence Houses are Named* (Charlottesville: University of Virginia Press, 1961) p. 9, accessed online through the University of Virginia library, October 28, 2014.
102. TJ to Charles Bonnycastle, Feb. 8, 1826. The Thomas Jefferson Papers, Series 1, General Correspondence, 1651–1827, Library of Congress, accessed online May 11, 2015.
103. BV, Minutes, July 10, 1827.
104. *University of Virginia Alumni News* 8, no. 7: 155. 1919–1920.
105. Bruce, Vol. II, p. 257. Barringer Vol. I, p. 168. BV, Minutes, July 10, 1833.
106. BV, Minutes, July 2, 1835.
107. BV, AR, 1833, 2.
108. BV, AR, 1836, 3. William B. Rogers was determined to be the professor of natural philosophy referred to here based upon his appointment in BV, Minutes, July 2, 1835.
109. This cite to be located.
110. TJ to Charles Bonnycastle, Sept. 30, 1825.
111. Frank E. Grizzard, Jr., "The Documentary History of the Construction of the Buildings at the University of Virginia, 1817–1828" (PhD diss., University of Virginia, 1966), "Variety of Small Jobs" and Appendix S, accessed online through the University of Virginia Library.

HISTORY

112. BV, Minutes, July 3, 1839.
113. BV, AR, 1834, 3.
114. Charles Bonnycastle to Arthur Spicer Brockenbrough, Apr. 10, 1826, PP, Box 6, UVSC. Charles Bonnycastle to TJ, Apr. 16, 1826, Founders Online, National Archives, Early Access document, accessed Oct. 17, 2014. Original in collection of Thomas Jefferson letters at Huntington Library.
115. Robley Dunglison and Others to James Madison, Oct. 1, 1826, Founders Online, National Archives, Early Access document, accessed Nov. 3, 2014.
116. BV, Minutes, July 10, 1827.
117. Grizzard, "New Buildings Contemplated."
118. John H. Cocke to Arthur Spicer Brockenbrough, Oct. 22, 1827, PP, Box 7, UVSC.
119. Bonnycastle also incurred expenses from the following people: Reuben Maury was paid \$46.50 in March 1828; C. Wingfield \$31.50 in April 1828; and Wm Johnson \$7 in June 1828; but further details on the nature of the goods or services were not given. BV, AR, 1828, 22, 28, 30, 32.
120. Arthur S. Brockenbrough to James Madison, June 17, 1828, Library of Congress, accessed online May 11, 2015.
121. Ancestry.com, *1830 United States Federal Census* [database on-line]. Provo, UT, USA: Ancestry.com Operations, Inc., 2010. Accessed Nov. 5, 2014.
122. BV, Minutes, July 10, 1830. The patron's ledger shows that Bonnycastle paid rent for this dormitory in May 1834; PL, 1834–1835, 212.
123. Proctor's Ledgers, vol. 3, p. 68; cited in Archival Research Data Spreadsheet, June 2014, Jefferson's Academical Village, Cultural Landscape Report, Part 1. BV, Minutes, July 10, 1832. Resolved, that it shall be the duty of the Proctor under the directions of the Executive Committee to cause to be erected in the rear of Professor Emmett's Pavilion an addition to the basement story for the accommodation of Domestic servants similar to those already annexed to the Pavilions of Professors Tucker, Bonnycastle, and Harrison."
124. "Brief Biography of Charles Bonnycastle," Clara Bell Davis, *University of Virginia Alumni Bulletin*, pp. 106–107 Feb. 1900, UVSC, MSS 9763-a. Bruce, Vol. II, p. 146.
125. PL, 1834–1835, p. 212; 1835–1836, p. 237.
126. Bonnycastle to ASB, Mar. 22, 1831, PP, Box 8, File 1830 [sic], Bills and Accounts and Receipts.
127. S. Greiner, invoice, PP, Box 10, File Bills and Accounts, Sept. 1833.
128. BV, AR, 1834, 3.
129. Wm G. Pendleton to J. H. Cocke, Oct. 10, 1834. Papers of John Hartwell Cocke, UVSC, MSS 5680, Box 79.
130. Charles Bonnycastle to John Hartwell Cocke, Nov. 10, 1834. Papers of John Hartwell Cocke, UVSC, MSS 5680 Box 79.
131. In the spring of 1836 E. W. Sims was paid the substantial amount of \$1,300 "on account slating pavilions, &c."; the documents are not clear about whether this work included a new slate roof on Pavilion VIII. More slating of pavilion roofs was done in 1837 and 1838, but the specific buildings were not identified in the annual reports. BV, AR, 1835, 7. BV, AR, 1838, 18.
132. BV, AR, 1835, 7; 1837, 3.
133. BV, AR, 1836, 10.
134. BV, AR, 1835, 7.
135. BV, AR, 1837, 6.
136. "American Patents for June, with Remarks," *Journal of the Franklin Institute* 12 (July 1833), 398. This article contains a summary of the patent that was awarded to Bonnycastle on June 29, 1833; the original patent document was apparently destroyed by fire.
137. Patent awarded to Charles Bonnycastle, Aug. 17, 1835, U. S. Patents not numbered, 1790–1836, microform, reel 3, pp. 187–193, diagram.
138. BV, AR, 1835, 8.
139. PL, 1835–1836, p. 237.
140. PL, 1835–1836, p. 288.
141. BV, Minutes, Aug. 17, 1837.
142. BV, Minutes, July 1, 1838.
143. BV, AR, 1840, 22.
144. BV, Minutes, July 3, 1839.
145. PL, 1837–1838, p. 364.

PAVILION VIII

146. Account of Rents of Hotels, Dormitories, and Public Rooms For the year ending June 30th, 1839, PP, Box 12, File Accounts 1829.
147. BV, Minutes, July 3, 1839. Bonnycastle to BV, July 3, 1839, PP, Box 12, File Correspondence, 1839.
148. Bonnycastle to BV, July 3, 1839, PP, Box 12, File Correspondence, 1839.
149. Ancestry.com, *1840 United States Federal Census* [database on-line]. Provo, UT, USA: Ancestry.com Operations, Inc., 2010. Accessed Nov. 5, 2014.
150. BV, Minutes, July 4, 1840.
151. BV, AR, 1839–1840, 3.
152. “University of Virginia : The disease under which Professor Bonnycastle had long suffered...” *The Pilot and Transcript*, Nov. 9, 1840, UVSC, Broadside 1840.U6.
153. BV, Minutes, July 1, 1841.
154. BV, Minutes, Sept. 19, 1842. Chalmers L. Gemmill and Mary Jeanne Jones, *Pharmacology at the University of Virginia School of Medicine*, (Charlottesville, University of Virginia Press, 1966).
155. BV, Minutes, Sept. 19, 1842.
156. Barringer, Vol. I.
157. W. S. W. Ruschenberger, “A Sketch of the Life of Robert E. Rogers, M.D., LL. D., with Biographical Notices of His Father and Brothers,” *Proceedings of the American Philosophical Society* Vol. 23 no. 121 (Jan 1886), *JSTOR*, Nov. 5, 2014.
158. Hugh Miller Spencer, *A History of the School of Chemistry at the University of Virginia, 1825–1943*, Charlottesville: Alumni Association of the University of Virginia, 1983, p. 27.
159. Ancestry.com, *1850 United States Federal Census* [database on-line]. Provo, UT, USA: Ancestry.com Operations, Inc., 2009. Accessed Nov. 5, 2014.
160. Spencer, p. 25.
161. PL, 1842–1843, p. 214.
162. PL, 1845–46, p. 217. PL, 1846–1847, p. 235.
163. PL, 1847–1848, p. 205.
164. PL, 1843–1844, p. 214.
165. Bruce, Vol. III, p. 114.
166. Bruce, Vol. III, p. 113.
167. BV, AR, 1844–1845, 12.
168. PL, 1846–1847, p. 210, p. 248.
169. Patron’s Ledger, 1849–1850, p. [illeg.].
170. BV, AR, 1847–1848, 15.
171. Papers of Walter Bowie, Jr., UVSC, MSS 8528.
172. Gemmill and Jones, p. 43.
173. BV, Minutes, Sept. 1, 1852. Barringer, Vol. I.
174. Gemmill and Jones, p. 46.
175. Barringer, Vol. I.
176. BV, Minutes, Sept. 1, 1852.
177. Spencer.
178. Spencer. Guthrie was also a United States Senator from 1865–1868.
179. Spencer.
180. Barringer, Vol. I. Benjamin Silliman notes about Smith’s time at the university, “unfortunately, many of Dr. Smith’s valuable notes and manuscripts were burnt in transit from Charleston to the University of Virginia in 1853, and he was always too much occupied with new work to reproduce them.” Benjamin Silliman, *Memoir of John Lawrence Smith, 1818–1883*. Read before the National Academy of Science, April 17, 1884, p. 235, accessed on nasaonline.org Nov. 12, 2014.
181. Spencer. Barringer, Vol. I.
182. Barringer, Vol. I.
183. Spencer, p. 40.
184. BV, Minutes, Sept. 1, 1853.
185. BV, Minutes, June 26, 1855. The Bursar’s Accounts from May 1856 list the account at \$3,093.66 including interest; RG-5/2/1.121, Vol. 1, p. 61.
186. BV, Minutes, Mar. 26, 1856. A Historic American Buildings Survey completed in 1987 reports that this addition involved extending the central hall and adding two rooms to the back of the Pavilion. It also speculates that the roof was originally a parapet, but was probably changed to a hip roof when this addition was completed, and that a second chimney was added in 1856. However, because this survey was completed by undergraduate students in the architectural school at the University of Virginia, not all of its

HISTORY

information is accurate. For example, it reports that the addition was put on in 1856 when in reality it was constructed earlier and paid for in 1856. HABS No. VA-193-L, survey prepared by Brian Boehmcke and Carlton R. Livermon (Charlottesville: University of Virginia School of Architecture) 1986, UVSC.

187. Spencer, p. 41.

188. BV, AR, 1853–1854, 13.

189. Patron's Ledger, 1853–1854, p. 410.

190. BV, AR, 1852–1853, 11.

191. BV, AR, 1853–1854, 9.

192. BV, AR, 1853–1854, 9. BV, Minutes, June 26, 1854.

193. BV, Minutes, June 26, 1854.

194. BV, AR, 1854–1855, 38–39, 68.

195. BV, AR, 1856–1857, 55.

196. BV, AR, 1855–1856, 9, 17, 23.

197. Patron's Ledger, 1857–1858, p. 564.

198. Ancestry.com, *1860 United States Federal Census* [database on-line]. Provo, UT, USA: Ancestry.com Operations, Inc., 2009. Accessed Nov. 5, 2014. The Parnelia Frayser identified here may, in fact, be Pamela Frayser, a nurse and domestic servant from Virginia who is listed in the 1871 England census, accessed on Ancestry.com by Chelle Jenkins, March 31, 2015.

199. Spencer, p. 42.

200. Papers of Socrates Maupin, UVSC, MSS 2769.

201. Bruce, Vol. III, p. 335.

202. Spencer, pp. 43–44.

203. BV, AR, 1865–1866, 4.

204. BV, AR, 1862–1863, 6.

205. BV, Executive Committee, Minutes, Aug. 24, 1866, cited in Archival Research Data Spreadsheet, June 2014, Jefferson's Academical Village, Cultural Landscape Report, Part 1.

206. BV, Minutes, June 26, 1867.

207. BV, AR, 1876–1877, p. 27.

208. Ancestry.com, *1870 United States Federal Census* [database on-line]. Provo, UT, USA: Ancestry.com Operations, Inc., 2009. Accessed Nov. 5, 2014.

209. *University of Virginia Alumni News* 21, no. 1 (Sept. 1952): 125.

210. Spencer, p. 45.

211. BV, Minutes, June 22, 1872.

212. Barringer, Vol. II.

213. Gemmill and Jones pp. 61 and 66. The date of their marriage is not readily available, as the source says they were married while Davis was on the staff. They could have been married at any time between 1847 and 1859.

214. *University of Virginia Alumni News* 21, no. 1 (Sept. 1952): 126.

215. BV, Minutes, June 22, 1872.

216. Ancestry.com, *1880 United States Federal Census* [database on-line]. Provo, UT, USA: Ancestry.com Operations, Inc., 2009. Accessed Nov. 5, 2014.

217. BV, AR, 1878–1879, pp. 3, 23.

218. BV, AR, 1877–1878, p. 20.

219. BV, AR, 1877–1878, p. 20.

220. BV, AR, 1877–1878, p. 20.

221. BV, AR, 1884–1885, p. 4.

222. BV, Minutes, June 24, 1878. Conflicting information regarding properties is present in Correspondence and Financial Accounts of John Staige Davis, Papers of John Staige Davis, UVSC, MSS 3247.

223. For mention of lands owned by Davis adjacent to the university, see BV, Minutes, May 4, 1886. Additionally, one source reports that during Davis's time in Pavilion VIII, two large front rooms were added to each story of the building. Amir Shahien, *Sketches and Social Excerpts of Pavilion Residents*, Oct. 16, 2006, UVSC, MSS 13948. This source's reliability is questionable because it is a student report incorporating a variety of secondary sources.

224. BV, Minutes, June 29, 1885.

225. Barringer, Vol. II.

226. Letter to Minor from Cabell, Aug. 8, 1885, Papers of John Staige Davis, UVSC, MSS 3247.

227. BV, Minutes, May 4, 1886.

228. BV, Minutes, May 4, 1886. BV, Minutes, June 25, 1888. The first time he was Chairman of the Faculty was after Socrates Maupin's death (see

PAVILION VIII

Alumni News, April 1901 excerpt, Deceased Alumni Files, UVSC, RG-24/11/12.061).

229. Barringer, Vol. I.

230. Deceased Alumni Files, UVSC, RG-24/11/12.061.

231. Clemons. David M.R. Culbreth, *The University of Virginia: Memories of her Student-Life and Professors*, accessed online October 28, 2014 through University of Virginia Library website.

232. Culbreth.

233. Clemons.

234. Ancestry.com, *1880 United States Federal Census* [database on-line]. Provo, UT, USA: Ancestry.com Operations, Inc., 2009. Accessed Nov. 5, 2014.

235. Venable may have also used a dormitory room to supplement his classroom or for storage. See BV, Minutes, June 27, 1890, "That, the request of Profr Venable & of Mr ____ Miller as to their retention of room No. 12 on East Lawn be respectfully refused."

236. James P.C. Southall, *In the Days of my Youth When I was a Student in the University of Virginia, 1888-1893*, (University of North Carolina Press, 1947), p. 73, accessed online via UVa library November 11, 2014.

237. Southall, p. 99.

238. Southall, pp. 100-101.

239. Southall.

240. BV, AR, 1887-1888, p. 12.

241. Rufus W. Holsinger, three photographs, "Pavilion VIII Interior," UVSC, RG-30/1/10.011.

242. BV, AR, 1890-1891, p. 9.

243. Sanborn-Perris Map Co., *Charlottesville, Albemarle Co., Va.* (New York: The Company, 1891), sheet 6.

244. Bruce, Vol. IV.

245. BV, Minutes, Mar. 13, 1896.

246. Culbreth.

247. Barringer, Vol. I. Deceased Alumni Files, UVSC, RG-24/11/12.061, *Alumni Bulletin* April 1901.

248. Rufus W. Holsinger, 3 photographs, "Pavilion VIII Interior," UVSC, RG-30/1/10.011.

249. Lithograph of General Joseph E. Johnston, UVSC, MSS 10345.

250. BV, Minutes, June 15, 1896.

251. Shahien.

252. Bruce, Vol. IV.

253. Letter from Robert M. Hughes to Armistead Churchill Gordon, Nov. 26, 1985, Papers of Armistead Churchill Gordon 1887-1922, UVSC, MSS 38-145.

254. BV, Minutes, June 15, 1896.

255. Letter from William Echols to Robert Robertson, July 29, 1896, Correspondence of Robert Robertson, Dept. of Buildings and Grounds, 1895-1897, UVSC, RG-31/8/1.121.

256. "Estimate for Repairs & Imps Summer 1896," "Repairs and Improvements Bill Payable July 1, 1896," "Summary of Classified Accounts July 1, 1896-October 14, 1896," "June 1, 1897 Report to the Rector & Visitors of the University of Virginia," Correspondence of Robert Robertson, Dept. of Buildings and Grounds, 1895-1897, UVSC, RG-31/8/1.121.

257. BV, Minutes, Oct. 2, 1896.

258. We were unable to find the original resolution that this later source was referring to in any of the minutes of the Board of Visitors.

259. Sanborn-Perris Map Co., *Charlottesville, Albemarle Co., Va.* (New York: The Company, 1896), p. 10. Sanborn Map Co., *Charlottesville, Albemarle Co., Va.* (New York: The Company, 1902,) p. 10. Sanborn Map Company, *Insurance Maps of Charlottesville, Albemarle County, Virginia* (New York: The Company, 1907), p. 21. Sanborn Map Company, *Insurance Maps of Charlottesville, Albemarle County, Virginia* (New York: The Company, 1913), p. 26. Sanborn Map Company, *Insurance Maps of Charlottesville, Albemarle County, Virginia* (New York: The Company, 1920), p. 28. Sanborn Map Company, *Insurance Maps of Charlottesville, Albemarle County, Virginia* (New York: The Company, 1929), p. 57. Sanborn Map Company, *Insurance Maps of Charlottesville, Albemarle County, Virginia* (New York: The Company, 1929, corrected to 1950), p. 57.

260. "Table showing cost of the university tenements in Feb. 1897. Taken from the Proctor's

HISTORY

- Records,” “Proposed Schedule of Water Charges by the University of Virginia to its Tenants,” Correspondence of Robert Robertson Dept. of Buildings and Grounds, 1895–1897, UVSC, RG-31/8/1.121.
261. Excerpt from Board of Visitors meeting minutes, Papers of Armistead Churchill Gordon, UVSC, MSS 38-145.
262. BV, Minutes, Feb. 17, 1898.
263. Barringer, Vol. II. Echols Folder, Deceased Alumni Files, UVSC, RG-24/11/12.061.
264. Ancestry.com, *1900, 1910, 1920 United States Federal Censuses* [database on-line]. Provo, UT, USA: Ancestry.com Operations, Inc., 2009. Accessed Nov. 5, 2014.
265. Shahien, “Social Memories of Lawn Residents,” interview with Donald MacDonald.
266. BV, Minutes, Oct. 12, 1923.
267. Visual History Collection, UVSC, prints 07163.
268. Sanborn-Perris Map Co., *Charlottesville, Albemarle Co., Va.* (New York: The Company, 1929). Sanborn Map Company, *Insurance Maps of Charlottesville, Albemarle County, Virginia* (New York: The Company, 1950).
269. BV, Minutes, Apr. 3, 1930.
270. *Alumni News*, Vol. 23, p. 72.
271. BV, Minutes, Nov. 7, 1934. *College Topics*, Sept. 28, 1934.
272. BV, Minutes, May 28, 1835.
273. William Mentzel Forrest, “The Tide of Years: An Autobiography, 1868 to 1950 with Genealogical Notes Appended,” Genealogical chart of Forrest family [manuscript] 1545–1950, UVSC, MSS 3660.
274. BV, Minutes, June 11, 1906.
275. Forrest, p. 115.
276. Forrest. Deceased Alumni Files, UVSC, RG-24/11/12.061.
277. Forrest.
278. Forrest.
279. The Facilities Planning and Construction Department Resource Center Library includes 1936 plans for a porch designed by Stanislaw J. Makielski (003931). Frank E. Hartman to John L. Newcomb, May 27, 1937, Papers of the President, 1937–1938, Box 3, Series 3, RG-2/1/2.491, quoted in Archival Research Data Spreadsheet, June 2014, Jefferson’s Academical Village, Cultural Landscape Report, Part 1.
280. Forrest.
281. Forrest.
282. Forrest. “Van Dusen, Henry Pitney (1897–1975), International ecumenist,” Boston University School of Theology: History of Missiology, accessed Dec. 17, 2014, <http://www.bu.edu/missiology/missionary-biography/t-u-v/van-dusen-henry-pitney-1897-1975/>.
283. BV, Minutes, June 7, 1939. Forrest.
284. BV, Minutes, Aug. 12, 1939. It seems the assignment was approved retroactively and occupancy had already begun on July 1.
285. A WorldCat search for Harvey Jordan as an author listed the following titles as his publications: “The Eugenical Aspect of Venereal Diseases,” “Eugenics: The Rearing of the Human Thoroughbred,” and “The Biological Status and Social Worth of the Mulatto.”
286. Deceased Alumni Files, UVSC, RG-24/11/12.061.
287. Ancestry.com, *1940 United States Federal Census* [database on-line]. Provo, UT, USA: Ancestry.com Operations, Inc., 2012. Accessed Nov. 5, 2014.
288. *CD*, Oct. 9, 1948.
289. BV, Minutes, June 10, 1949.
290. “Colgate W. Darden Inaugurated President,” *College Topics*, Oct. 2, 1947.
291. BV, Minutes, Sept. 10, 1948.
292. BV, Minutes, Dec. 9, 1949.
293. HABS.
294. John Fuller, “Darden Announces His Resignation: Will Retire from Public Life,” *CD*, Sept. 19, 1958.
295. BV, Minutes, June 14, 1959. William H. Honan, “E. F. Shannon Jr., 79, Dies; Forceful Chief of U. of Virginia,” *New York Times*, Aug. 26, 1997, accessed online Jan. 7, 2015, <http://www.nytimes.com/1997/08/26/us/e-f-shannon-jr-79-dies-forceful-chief-of-u-of-virginia.html>.

PAVILION VIII

296. BV, Minutes, May 17, 1974. One problem with Pavilion VIII was security: on December 6, 1969, "The President reported that on 3 October 1969, during a meeting of the full Board, a small electronic listening device was discovered by Mrs. E. Parker Brown in the Board Room on the second floor of Pavilion VIII. The device had fallen from the underside of the meeting room table to which it had been affixed with several strips of masking tape." BV, Minutes, Dec. 6, 1969.
297. Memorandum from F.L. Berkeley to Leigh B. Middleditch, Jr., June 9, 1970. Papers of the President, Box 33—Office Information, UVSC, RG-2/1/2.841. There are drawings of Middleditch's plan included in this file, but the Bice-Toms plan which is referred to in the memo is not preserved in the Papers of the President.
298. Memorandum June 9, 1971 to Frederick D. Nichols from Frank Berkeley. Papers of the President, Box 33—Office Information, UVSC, RG-2/1/2.841.
299. Geospatial Engineering Resources Office, Box 7, Pavilion VIII Folder 2/2.
300. Memo to the President's Office, BOV Office, Legal Adviser's Office from Raymond C. Bice, Oct. 25, 1972, Papers of the President, Box 33—Office Information, UVSC, RG-2/1/2.841.
301. Memo to Frank and Avery from Ray Bice, July 2, 1974. Papers of the President, Box 33—Office Information, UVSC, RG-2/1/2.841.
302. BV, Minutes, Oct. 11, 1974.
303. Papers of the President, Box 33—Office Information, UVSC, RG-2/1/2.841.
304. Katie Couric, "Hereford and the Old U," *CD*, Nov. 30, 1977, from Vertical Files, Hereford Folder. Nancy Cook, "Hereford: His Life is the University," *CD*, Sept. 17, 1980, from Vertical Files Hereford Folder. During his time as the university president, Hereford credited much of his success to his partnership with his wife, Ann Hereford. "U.Va's Retiring President Keeps Life in Perspective," June 2, 1985, Hereford Papers, UVSC, MSS 12764-a.
305. "Hereford 'Open' on Rotunda," *CD*, June 26, 1974, from Vertical Files Hereford Folder.
306. *CD*, Sept. 10, 1974, from Vertical Files Hereford Folder.
307. Kathy Cruze and Barbara Wartelle, "The Disappointment of Pavilion VIII: Faculty Residence to Office Building," *CD*, Nov. 8, 1974.
308. Katie Couric, "Hereford and the Old U," *CD*, Nov. 30, 1977, from Vertical Files, Hereford Folder.
309. Nancy Cook, "Hereford: His Life is the University," *CD*, Sept. 17, 1980, from Vertical Files, Hereford Folder.
310. Libby Wilson, "Hereford Looks Forward to Return to Classroom," *The Daily Progress*, Mar. 25, 1984, from Vertical Files, Hereford Folder.
311. Daniel Jones, "Hereford to Move from Lawn to Madison Hall," *CD*, Sept. 28, 1983.
312. "Leaving the Lawn," *CD*, Aug. 1, 1984.
313. Libby Wilson, "Hereford Looks Forward to Return to Classroom," *The Daily Progress*, Mar. 25, 1984, from Vertical Files, Hereford Folder.
314. Greg Trevor, "Administrators Delay Decision on Pavilion VIII's Future Role," *CD*, Nov. 17, 1983 reports, "The University Committee on Residential Life, a presidential committee formed last year, sent Hunt a proposal last month calling for the university to convert the pavilion building into faculty, housing, seminar rooms, common rooms, and a lounge." "Comprehensive Plan for Residential Life," GES Office, Box 7, Pavilion VIII Folder 2/2.
315. Pavilion VIII Renovation Scheme 1, Pavilion VIII Renovation Scheme 2, Pavilion VIII Renovation Scheme 3, GES Office, Box 7, Pavilion VIII Folder 1/2.
316. "Comprehensive Plan for Residential Life," Prepared by Committee on Residential Life Draft of June, 1986, GES Office, Box 7, Pavilion VIII Folder 2/2.
317. Thomas Ragland, "Pavilion VIII to be renovated," *CD*, Sept. 13, 1984.
318. Memo to William D. Middleton from Murray Howard, with attached Financial Summary and Proposed Plan for Funding, Feb. 19, 1986, GES Office, Box 7, Pavilion VIII Folder 2/2.
319. Ann Comer, "Renovation delays opening of pavilion," *CD*, July 11, 1985.
320. "Improvements to Historic District Facilities Project Report," Mar. 28, 1985, GES Office, Box 7, Pavilion VIII Folder 2/2.

HISTORY

321. "East Lawn Electrical Upgrade," GES Office, Box A7.
322. "Improvements to Historic District Facilities Project Report," Mar. 28, 1985, GES Office, Box 7, Pavilion VIII Folder 2/2.
323. Ann Comer, "Renovation delays opening of pavilion," *CD*, July 11, 1985.
324. Memo from Murray Howard to Richard Dickman, July 15, 1985; Memo from Murray Howard to John Davis, July 31, 1985; GES Office, Box 7, Pavilion VIII Folder 2/2.
325. Memo from Pete Syme to Bruce MacCall, Aug. 29, 1985, GES Office, Box 7, Pavilion VIII Folder 2/2.
326. Memo from Pete Syme to Murray Howard, Aug. 29, 1985, GES Office, Box 7, Pavilion VIII Folder 2/2.
327. BV, Buildings and Grounds Committee, Minutes, Mar. 28, 1985, Standing Committee Records, 1926, 1959-2000, UVSC, RG-1/1/3.
328. Memo from Clay Palazzo to Bruce MacCall, Sept. 4, 1985, GES Office, Box 7, Pavilion VIII Folder 1/2.
329. Memo from Pete Syme to Murray Howard, Sept. 18, 1985, GES Office, Box 7, Pavilion VIII Folder 1/2.
330. GES Office, Box 7, '86 National Honor Trust Award Pav VIII Folder.
331. GES Office, Box 7, '86 National Honor Trust Award Pav VIII Folder.
332. Lora Johnston, "Pavilion VIII slated to open," *CD*, Oct. 30, 1985.
333. Memo to William D. Middleton from Murray Howard, with attached Financial Summary and Proposed Plan for Funding, Feb. 19, 1986, GES Office, Box 7, Pavilion VIII Folder 2/2.
334. Memo from Alton C. Leake to Ernie Deomampo, Pete Farish, Tom Gregory, Jay Klingel, Fred Reese, and Pete Syme, March 3, 1986, GES Office, Box 7, Pavilion VIII Folder 1/2.
335. Clay Palazzo, commentary on historic structure report draft, March 6, 2015.
336. Mhorag Hay, "Renovated pavilion to reopen today," *CD*, Jan. 15, 1986.
337. Anne Polaschik, "Pavilion VIII offers facilities to students," *CD*, Jan. 28, 1986.
338. BV, BGC, Minutes, Jan. 10, 1986, Box 12.
339. Letter from Murray Howard to Alton C. Leake, Aug. 26, 1986, GES Office, Box 7, Pavilion VIII Folder 1/2.
340. Clay Palazzo, commentary on historic structure report draft, March 6, 2015.
341. Memo from Murray Howard to Pete Syme, Sept. 1, 1986; Memo from Murray Howard to Pete Syme, Sept. 8, 1986; At this time, Howard asked superintendent Syme whether a piece of dentil molding in the yellow room had ever been turned around by the painters "from its awkward 45-degree reinstallation."; Memo from Murray Howard to Pete Syme, Sept. 4, 1986, GES Office, Box 7, Pavilion VIII Folder 1/2.
342. GES Office, Box 7, '86 National Honor Trust Award Pav. VIII Folder. Although by this time the adjacent dormitories which had been used by occupants of Pavilion VIII early in its history were now occupied only by individual students, some notable changes were made to them. It was determined in August 1985 the student room roof segment between Pavilions VIII and X was one of the ones most in need of repair. In the fall of 1985 the student living in dormitory number 36 requested that the door be changed back to the original two-leaf form, to be paid for by the student. The cost of this matter was being estimated on January 5, 1986. Memo from Murray Howard to Boyd Anderson, January 5, 1986, GES Office, Box 7, Additional Files Produced 7/14.
343. HABS.
344. Scans of photos provided by GES office, January 7, 2015, entitled "121165 Murray Howard's Pav VIII Photos 1983-2000."
345. Debbie Alderson, "Pavilion VIII Restores Tradition," *CD*, Feb. 23, 1987, from Vertical Files Pavilions Folder.
346. BV, Minutes, Apr. 5, 1969.
347. BV, Minutes, Jan. 30, 1982.
348. Debbie Alderson, "Pavilion VIII Restores Tradition," *CD*, Feb. 23, 1987, from Vertical Files Pavilions Folder. BV, Minutes, Jan. 19, 2001.
349. BV, Minutes, May 29, 1987.

PAVILION VIII

350. Letter from Roger Printup to Murray Howard, July 15, 1988, GES Office, Box 7, Pavilion VIII Folder 1/2.
351. Tripp Evans, "Academical Village' Lives On," *CD*, Monday, Nov. 14, 1988.
352. BV, Minutes, Mar. 31, 1989.
353. Eleanor Trumbull, "Directory of Pavilion residents 1825-present," UVSC, MSS 13769. No further information to confirm that Barbara Odie did live at Pavilion VIII or any biographical information about her has been located.
354. BV, BGC, Report from January 1992, Box 13.
355. BV, Minutes, Mar. 31, 1984. BV, Minutes, May 24, 1991. BV, Minutes, Nov. 1, 1993.
356. Holly Sniff, "University Professor Tells of Life's Adventures," *CD*, Sept. 15, 1990.
357. Lane Thomasson, "Rents on Lawn Dirt Cheap," *CD*, Apr. 21, 1991, from Vertical Files Pavilions Folder.
358. BV, Minutes, Mar. 26, 1999.
359. BV, BGC, Minutes, Jan. 10, 1996 and May 30, 1996, Box 15. We were unable to locate further biographical information, including Mrs. Holland's first name.
360. BV, Minutes, Oct. 5, 1984. BV, Minutes, Oct. 6, 1989. BV, Minutes, Nov. 11, 1993.
361. BV, BGC, Minutes, June 14, 1996, Box 15.
362. BV, Minutes, June 16, 2000.
363. BV, Minutes, Oct. 5, 2000. "First USEM Fellows Chosen" by Louise Dudley, *Inside UVA Online*, June 9-22, 2000, accessed online at <http://www.virginia.edu/insideuva/2000/20/usem.html> on January 7, 2015.
364. BV, Minutes, May 30, 2003.
365. BV, Minutes, Apr. 5, 2002. BV, Minutes, May 30, 2002.
366. "Arthur Garson, Jr, MD, MPH, Dean of the School of Medicine and Vice President, James Carroll Flippin Professor in Medical Science," University of Virginia Health System website, August 31, 2006, accessed Jan. 13, 2015, <http://www.virginia.edu/sacs/references/3.2.8Garson.pdf>.
367. Carol S. Wood, "Dr. Arthur Garson, Dean of U.Va.'s School of Medicine, Named Executive Vice President and Provost" *UVA Today*, April 27, 2007, <http://news.virginia.edu/content/dr-arthur-garson-dean-uvas-school-medicine-named-executive-vice-president-provost>.
368. BV, Minutes, Oct. 4, 2003.
369. BV, Minutes, Apr. 1, 1978. BV, Minutes, Mar. 30, 1984.
370. BV, Executive Committee, Minutes, Apr. 14, 2009.
371. BV, BGC, Minutes, June 12, 2009. Singleton.
372. BV, Minutes, Feb. 23-24, 2012.
373. BV, Minutes, Feb. 20-21, 2014.
374. BV, Minutes, Jan. 31, 1986.
375. "Annual Report of the Resident," from Stephen L. Percy to Roger Printup at the Registrar, Chair of the Pavilion VIII Committee, March 18, 1987, GES Office, Box 7, Pavilion VIII Folder 1/2.
376. "Annual Report of the Resident," from Stephen L. Percy to Roger Printup at the Registrar, Chair of the Pavilion VIII Committee, March 18, 1987, GES Office, Box 7, Pavilion VIII Folder 1/2.
377. "Annual Report of the Resident," from Stephen L. Percy to Roger Printup at the Registrar, Chair of the Pavilion VIII Committee, March 18, 1987, GES Office, Box 7, Pavilion VIII Folder 1/2.
378. "Annual Report of the Resident," from Stephen L. Percy to Roger Printup at the Registrar, Chair of the Pavilion VIII Committee, March 18, 1987, GES Office, Box 7, Pavilion VIII Folder 1/2.
379. BV, Minutes, Oct. 7, 1988.
380. BV, BGC, Report January 1992, Box 13. "Academical Village Lives On," *CD*, Nov. 14, 1988.
381. Tripp Evans, "Academical Village Lives On," *CD*, Nov. 14, 1988.
382. Shahien.
383. BV, BGC, Report January 1992, Box 13.. BV, Minutes, Feb. 7-8, 2008. BV, BGC, Occupancy Report, Aug. 2014.
384. BV, Minutes, Mar. 28, 1992.
385. BV, BGC, Memo Apr. 20, 1992, Box 13.
386. BV, BGC, Pavilion Occupancy Report, May 30, 1996; Minutes, June 14, 1996; Box 15.

HISTORY

387. BV, BGC, Minutes, June 14, 1996; Pavilion Occupancy Report, Sept. 30, 1996; Box 15. Buildings and Grounds Minutes Box 15 June 14, 1996 and September 30, 1996 Pavilion Occupancy Report.
388. BV, Minutes, June 14, 1996.
389. BV, BGC, Pavilion Occupancy Report, Mar. 27, 1998, Box 15.
390. BV, BGC, Minutes, May 29, 1998, Box 15.
391. BV, Minutes, May 23, 1992.
392. BV, Minutes, Oct. 18, 2001.
393. BV, Minutes, Oct. 18, 2001. BV, Minutes, Oct. 1, 2004. BV, Executive Committee, Minutes, Aug. 30, 2004.
394. BV, Minutes, June 13, 1997.
395. BV, Executive Committee, Minutes, June 19-21, 2007.
396. BV, Minutes, Feb. 24-25, 2011.
397. BV, BGC, Minutes, May 20, 2013.
398. Singleton.
399. BV, Minutes, Nov. 13-14, 2014.
400. BV, Minutes, Feb. 20-21, 2014.
401. Request for Performance of Work, Sept. 16, 1986, GES Office, Box 7, Pavilion VIII Folder 1/2.
402. Memo: Repair of Colonnade Between Pavilions VIII and X, September 23, 1986. GES Office, Box 7, Pavilion VIII Folder 1/2.
403. Memo re: Colonnade Lintel Repairs, Murray Howard to Pete Syme, Sept. 29, 1986, GES Office, Box 7, Additional Files Produced 7/14.
404. Memo Re: Pav VIII Basement Entries, Murray Howard to Larry Steward, September 23, 1986, GES Office, Box 7, Pavilion VIII Folder 1/2.
405. Memo Murray Howard to Pete Syme, Sept. 23, 1986, GES Office, Box 7, Pavilion VIII Folder 1/2.
406. Memo Murray Howard to Tom Gregory, Oct. 31, 1986, GES Office Box 7 Pavilion VIII Folder 1/2.
407. Memo Murray Howard to Boyd Anderson, Dec. 12, 1986, GES Office Box 7 Pavilion VIII Folder 1/2.
408. Letter Re: Pavilion VIII Committee Meeting, Apr. 3, 1987, GES Office, Box 7, Pavilion VIII, Folder 1/2.
409. Memo Murray Howard to Tom Gregory, Mar. 23, 1987, GES Office, Box 7, Pavilion VIII, Folder 1/2.
410. Memo Murray Howard to Rogert Printup, Apr. 10, 1987, GES Office Box 7, Pavilion VIII Folder 1/2.
411. Apr. 9, 1987, GES Office, Box 7, Pavilion VIII Folder 1/2.
412. GES Office, digital drawing available on Facilities Management Resource Center Catalog (<http://www4.fm.virginia.edu/ResourceCenterCatalogSearch/>), entitled "Pavilion VIII, Chair Rail," June 11, 1987.
413. The proposed design for the chair rail may have been redrawn at that time. The memorandum states, "After considering all that we talked about, specifically the need to come to a clear understanding of the level of quality necessary for the Jefferson buildings, I think it is best to try again on the chair rail profile." Memo Re: Chair Rail from Murray Howard to Pete Syme, Aug. 25, 1987, GES Office, Box 7, Pavilion VIII Folder 1/2.
414. Memo Murray Howard to Pete Syme, Nov. 6, 1987, GES Office, Box 7, Pavilion VIII Folder 1/2.
415. Memo Murray Howard to Tom Gregory, Nov. 6, 1987; Letter Murray Howard to Pete Syme, Nov. 13, 1987; GES Office, Box 7, Pavilion VIII Folder 1/2. In June 1988 Howard proposed using room B002 in the basement as a satellite office for the Architect for the Historic Buildings and Grounds. He also thought it would be useful for small, six-to-eight person Architecture School classes. However, Roger Printup of the Pavilion VIII Committee hoped the basement space would be more thoroughly used with a recent change in occupant. Letter Murray Howard to Roger Printup, June 1, 1988; Letter Roger Printup to Murray Howard, July 15, 1988; GES Office, Box 7, Pavilion VIII Folder 1/2.
416. Memo Murray Howard to Jim Smith on Service Call Reports, Aug. 22, 1988, GES Office, Box 7, Pavilion VIII Folder 1/2.

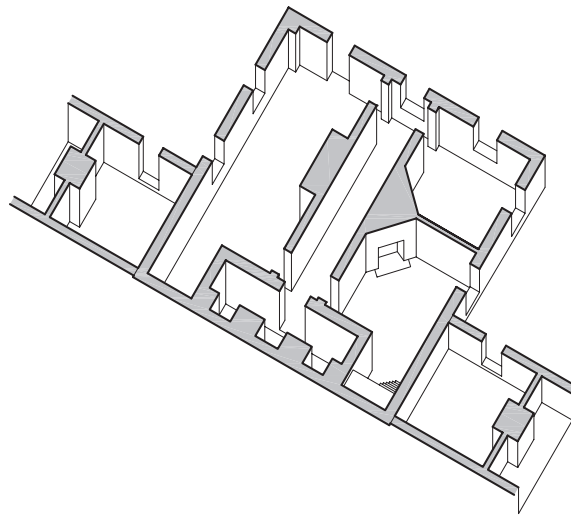
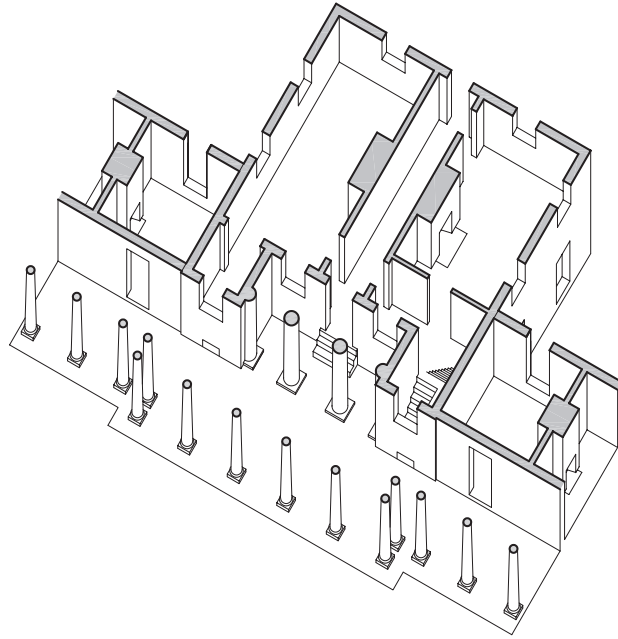
PAVILION VIII

417. Memo Ernie Deomampo to Murray Howard, Oct. 13, 1988, GES Office, Box 7, Pavilion VIII Folder 1/2.
418. Request for Service Form, Aug. 24, 1988, GES Office, Box 7, Pavilion VIII Folder 1/2.
419. Memo Roger Printup to Murray Howard, Mar. 30, 1989, GES Office, Box 7, Pavilion VIII Folder 1/2.
420. Memo Murray Howard to Jim Smith, May 10, 1990, GES Office, Box 7 Pavilion VIII Folder 1/2.
421. Memo Murray Howard to Jim Smith, Apr. 7, 1989, GES Office, Box 7, Pavilion VIII Folder 1/2. Current job title for Jim Smith located on University of Virginia website's people lookup. See <http://www.virginia.edu/cgi-local/ldapweb?jls5wf>
422. Memo Murray Howard to Jay Klingel, May 14, 1991, GES Office, Box 7, Pavilion VIII Folder 2/2.
423. Request for Service, Mar. 16, 1992, GES Office, Box 7, Pavilion VIII Folder 2/2.
424. Facility Deficiency Report Detailed Listing, Mar. 26, 1992, GES Office, Box 7, Pavilion VIII Folder 2/2. The report goes into extensive detail including sub-totals and materials costs. Details provided here are a summary of the most relevant information.
425. Memo from Murray Howard on Pavilion VIII Upstairs Security Issues, Apr. 16, 1992; Memo Mark Doherty to Murray Howard, June 9, 1992; Memo Murray Howard to Mark Doherty, June 12, 1992; Memo Murray Howard to Harry W. Porter, July 11, 1992; Design Committee Meeting Minutes, Apr. 10, 1992; GES Office, Box 7, Pavilion VIII Folder 2/2.
426. GES Office, Box 7, Pavilion VIII Hall Doorway '92. Folder includes detailed drawings, descriptions of work required, and detailed list of hardware required to complete construction.
427. Memo Anderson to Murray Howard, July 16, 1992, GES Office, Box 7, Pavilion VIII Folder 2/2. The door also required a special tempered glass for safety reasons. Due to these particular specifications, Howard requested that the framing for the door be completed before the Gambles were to move in on July 31, 1992, but noted that it was already understood that the long lead time for obtaining the glass and hardware meant the work would not be completed until after the new occupants had already moved in. Memo Murray Howard to Roger Printup, July 16, 1992, GES Office, Box 7, Pavilion VIII Folder 2/2.
428. Memo Murray Howard to Nelson Shifflet on Second Floor Refurbishing, June 2, 1992, GES Office, Box 7, Pavilion VIII Folder 2/2.
429. Memo, June 22, 1992, GES Office, Box 7, Pavilion VIII Folder 2/2.
430. Memo E.B. Anderson, Superintendent, to Murray Howard, July 2, 1992, GES Office, Box 7, Pavilion VIII Folder 2/2.
431. Memo Murray Howard to Pete Syme, July 28, 1992, GES Office, Box 7, Pavilion VIII Folder 2/2.
432. Memo Murray Howard to Jay Klingel, Mar. 16, 1993, GES Office, Box 7, Pavilion VIII Folder 2/2.
433. Note, May 11, 1993, GES Office, Box 7, Pavilion VIII Folder 2/2.
434. Request for Service, Aug. 4, 1993, GES Office, Black Cabinet 1, Pavilion VIII Folder.
435. Memo Murray Howard to Jay Klingel, Sept. 15, 1993, GES Office, Black Cabinet 1, Pavilion VIII Folder.
436. Memo Murray Howard to Richard Fowler, June 3, 1994, GES Office, Black Cabinet 1, Pavilion VIII Folder.
437. A memorandum from August 30, 1994, notes that no one would pay for the wall repairs and painting during that summer. If these repairs were done at this time, the basement tenant, Bernard Mayes, may have paid for them himself, or facilities management may have funded the work sometime later. The dilemma may have centered upon the fact that the Registrar's Office had control of Pavilion VIII because classes were held there, but may not have had the appropriate funding to keep it in good repair. Memo Murray Howard to Jim Smith, Aug. 30, 1994, GES Office, Black Cabinet 1, Pavilion VIII Folder.
438. Memo Murray Howard to Richard Fowler, June 3, 1994, GES Office, Black Cabinet 1, Pavilion VIII Folder.
439. Letter Ann Antrobus, University Registrar, to Krishna P. Kishore, University Guide Service, June 14, 1994, GES Office, Black Cabinet 1, Pavilion VIII Folder.

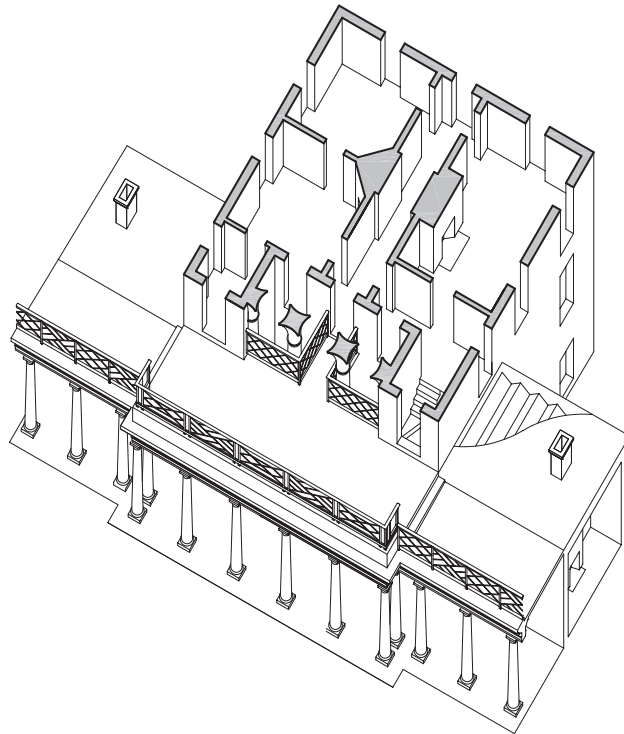
HISTORY

440. Memo Murray Howard to Nelson Shifflett, June 22, 1994, GES Office, Black Cabinet 1, Pavilion VIII Folder.
441. Memo Murray Howard to Ann Antrobus, July 1, 1994, GES Office, Black Cabinet 1, Pavilion VIII Folder.
442. Memo Murray Howard to Trouble Report Desk, Jan. 19, 1996, GES Office, Black Cabinet 1, Pavilion VIII Folder.
443. Memo Murray Howard to Jay Klingel/Spike Weeks, Mar. 28, 1996, GES Office, Black Cabinet 1, Pavilion VIII Folder.
444. Memo Tom Leback to Murray Howard, July 24, 1996, GES Office, Black Cabinet 1, Pavilion VIII Folder.
445. Memo Murray Howard to Jay Klingel, Aug. 5, 1996, GES Office, Black Cabinet 1, Pavilion VIII Folder.
446. Memo Murray Howard to John Toney, Sept. 30, 1998, GES Office, Black Cabinet 1, Pavilion VIII Folder.
447. Email, Murray Howard to Cristina della Coletta, Apr. 15, 1999; Email, Murray Howard to Louisa Panou, Apr. 14, 1999; GES Office, Black Cabinet 1, Pavilion VIII Folder.
448. Scans of photos provided by GES office, January 7, 2015, entitled "121165 Murray Howard's Pav VIII Photos 1983-2000."
449. Memo Murray Howard to John Toney, May 10, 1999, GES Office, Black Cabinet 1, Pavilion VIII Folder. Single quotes around the word woodwork are preserved from the original document.
450. Hazardous Materials Survey Report, May 18, 1999; Email, Murray Howard to Cristina della Coletta, May 19, 1999; GES Office, Black Cabinet 1, Pavilion VIII Folder.
451. Hazardous Materials Survey Report, May 27, 1999, GES Office, Black Cabinet 1, Pavilion VIII Folder.
452. Email, Murray Howard to Spike Weeks, June 3, 1999, GES Office, Black Cabinet 1, Pavilion VIII Folder.
453. Memo Murray Howard to Leonard Hassell, July 28, 2000, GES Office, Box 7, Pavilion VIII Furniture.
454. Memo Murray Howard to Leonard Hassell, July 28, 2000, GES Office, Box 7, Pavilion VIII Furniture. Memo Murray Howard to Spike Weeks, Aug. 20, 2001, GES Office, Black Cabinet 1, Pavilion VIII Folder.
455. Email, Murray Howard to Mark, no last name available, Nov. 14, 2001, GES Office, Black Cabinet 1, Pavilion VIII Folder.
456. Email, Colette Sheehy to Bob, no last name available, cc: Murray Howard, Apr. 26, 2002, GES Office, Black Cabinet 1, Pavilion VIII Folder.

PAVILION VIII



EVOLUTION DRAWINGS

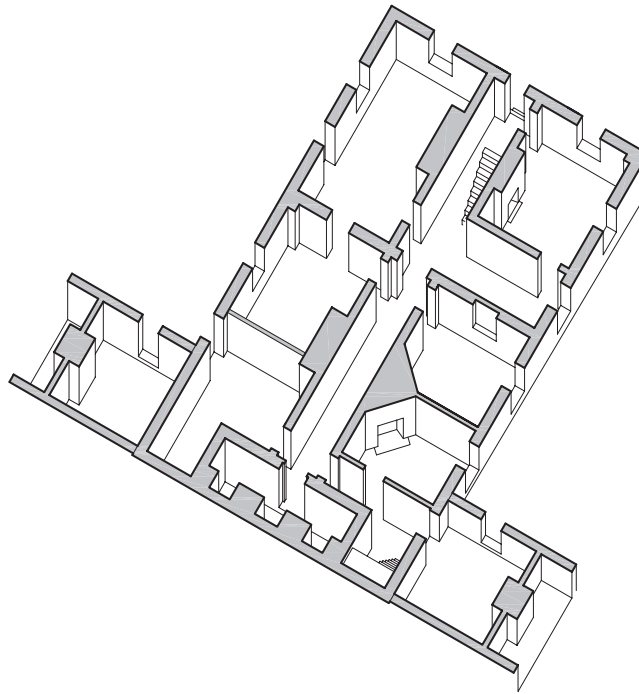
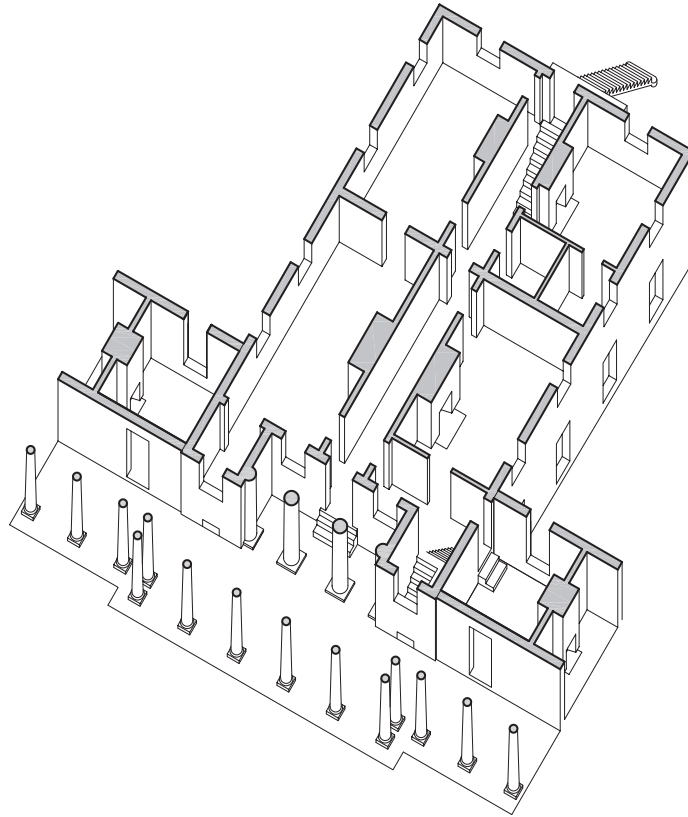


Bottom left, basement after completion of the pavilion in 1823.

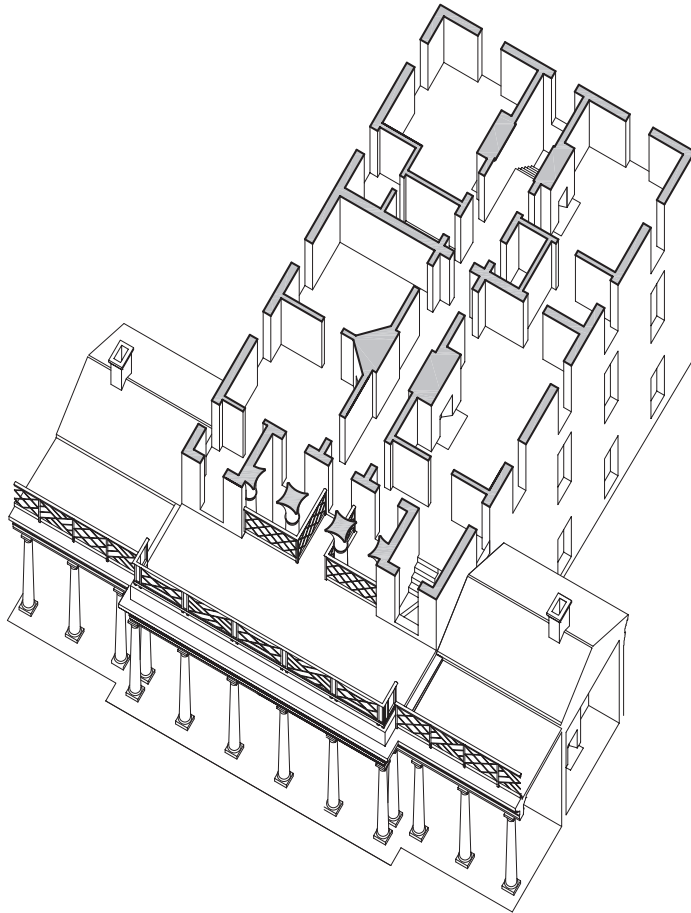
Top left, first floor after completion of the pavilion in 1823.

Above, second floor after completion of the pavilion in 1823.

PAVILION VIII



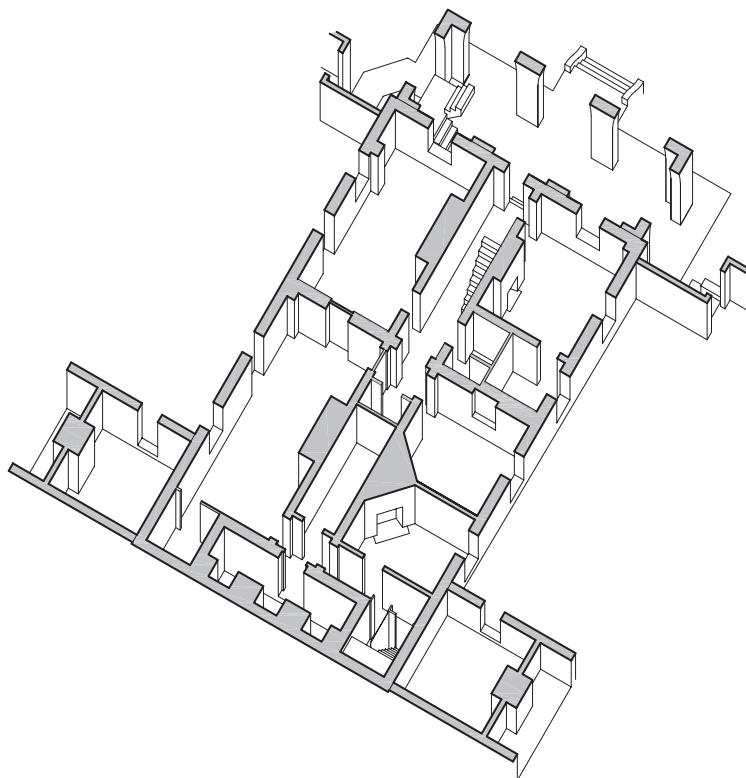
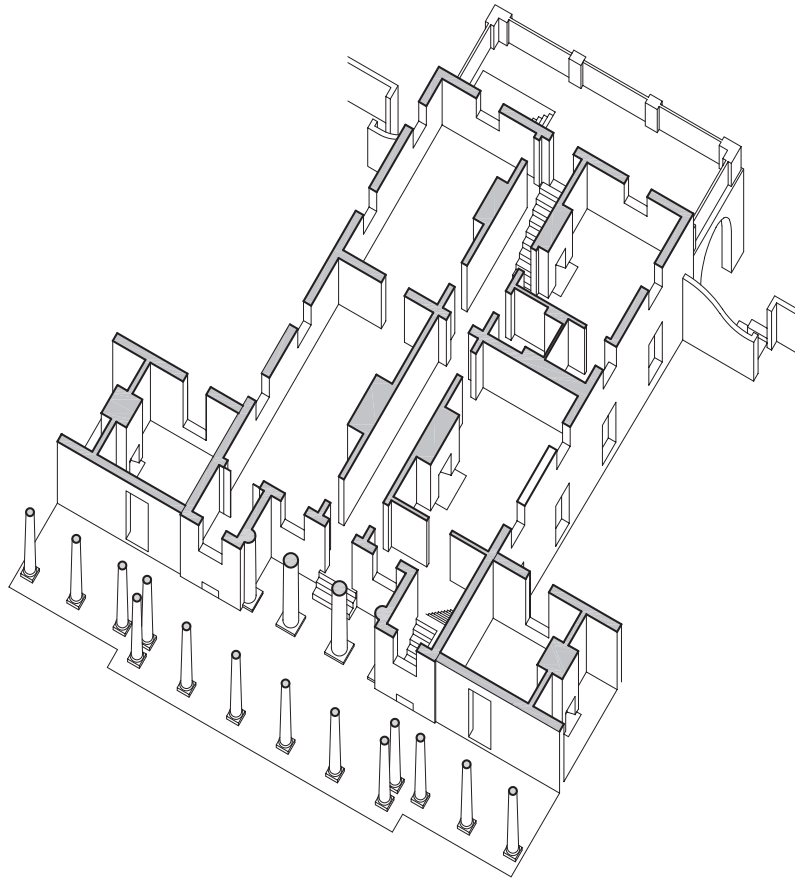
EVOLUTION DRAWINGS



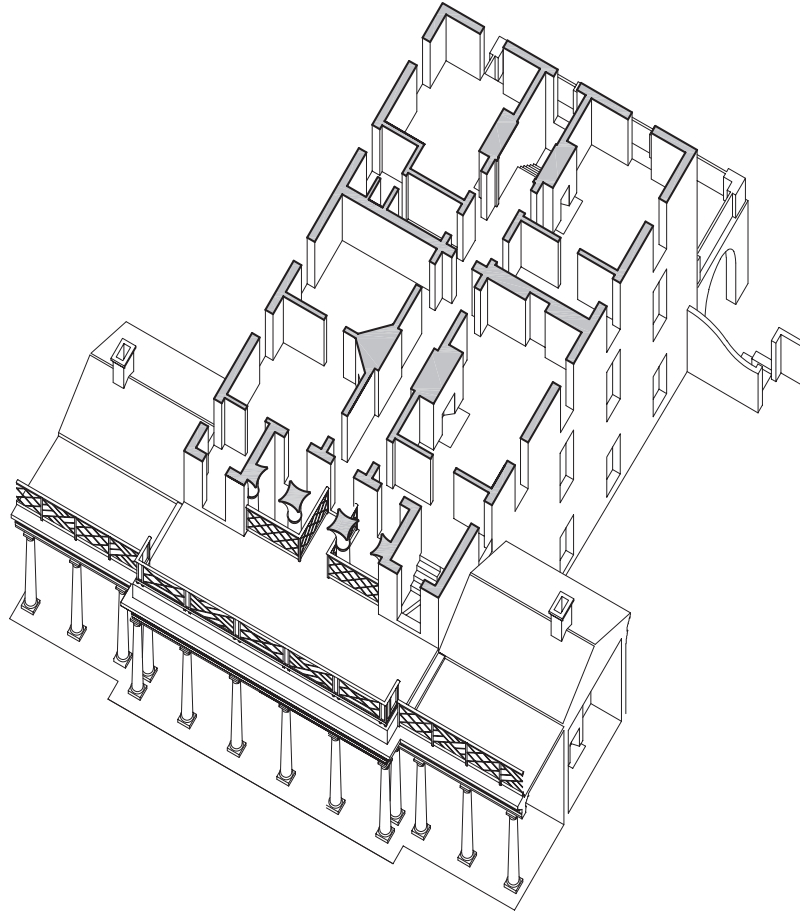
Bottom left, basement after completion of the 1855 east addition.

Top left, first floor after completion of the 1855 east addition.

Above, second floor after completion of the 1855 east addition.




EVOLUTION DRAWINGS



*Bottom left, basement in 2015.
The east wood porch was replaced by a brick and concrete structure in 1936.*

Top left, first floor in 2015.

Above, second floor in 2015.



0 3 6 9 12 INCHES

Detail of west elevation Corinthian column

PAVILION VIII

ARCHITECTURAL DESCRIPTION

The architectural investigation of Pavilion VIII by a team of architects and historians began in October of 2014 and continued through May of 2015. During the investigation, the pavilion was occupied and fully furnished, making an in-depth inspection difficult. This was particularly true where carpeting concealed floor surfaces, and where wall surfaces were hidden behind furnishings.

As part of the analysis and recording of the pavilion, the architects produced a full set of record drawings, including floor plans of the basement, first floor, second floor, and attic as well as a roof plan, full elevations, and building sections. The team also prepared detail drawings of selected doors, mantels, cornices, and moldings.


At the same time, a separate finishes investigation was undertaken by Mark Kutney, Conservator for the Office of the Architect for the University of Virginia. The Kutney report refers to the various color finishes by name, and some are matched to the Munsell Color System. Only those finishes with Munsell designations are included in this report. An earlier analysis carried out by Frank S. Welsh, found in a report dated July 5, 1985, contains information on early finish treatments on the wall surfaces. Findings from both of these reports are included in the "Finishes Investigation" section of certain rooms.

The sequence of finish layers on the various painted surfaces, as revealed by this investigation, proved to be a vital tool for the understanding of the evolution of conditions in the pavilion. For example, the comparison of the paint layering on the woodwork in a specific room allowed the architect to determine which conditions were original features and which were later insertions.

One aspect of the historic finishes now absent from the interior was the use of wallpapers in the nineteenth century. The photograph of Natalie Venable's bedroom (now room 206) illustrates the use for wallpaper. There is evidence for the use of wallpapers in other pavilions, including Pavilion IX, where fragments of an important early block pattern paper were found.

In 1977, a small section of an early (circa 1840s) wallpaper border was discovered under concrete paving removed from the front of Pavilion VIII. The border paper included the use of dark red flocking. Such a paper would be appropriate for a parlor or dining room.

PAVILION VIII



Fragment of circa 1840s wallpaper border found under concrete paving removed from the front of Pavilion VIII

VISUAL SOURCES

The plan and exterior appearance of Pavilion VIII can be documented by a handful of nineteenth-century visual sources. The earliest surviving documentation includes several architectural drawings. In the earliest drawing, dated 1819, Jefferson drew the front (west) elevation and plans of the basement, first and second floors. His simple drawings illustrate the pavilion much as it was completed by 1823, with a few exceptions; for example, the second floor plan shows the placement of stoves in the three rooms, but does not include chimney breasts or fireplaces; the southwest stair is shown with flights of equal lengths. The second floor center opening is shown on the west elevation as an arched window, not a rectilinear door opening as constructed.

The circa 1821 plan and elevation by John Neilson records the first floor plan and west elevation exactly as constructed. It shows the stairway as it currently exists.

A set of finely rendered plans dating to circa 1853 record the addition to the rear (east end) of the pavilion for Professor Maupin. Included are detailed plans of the basement and the first and second floors, which include labels defining the use of each room in the enlarged pavilion.

ARCHITECTURAL DESCRIPTION

The Jefferson drawing and the Neilson rendering record a parapet along the edge of the original “flat” roof. The parapet, an important original feature of the pavilion, was removed when the flat roof was replaced by a hipped roof in 1835. The parapet is seen in the 1826 Benjamin Tanner engraving (from an 1824 drawing) of the Lawn. The 1856 Sachse-Bohn lithograph of the grounds records the hipped roof absent the parapet.

Various maps, beginning in the late nineteenth century, record general conditions of the pavilion, including the rear (east) porch. An aerial photograph from circa 1920 shows the rear wood porch that was constructed as early as 1867, then replaced in 1936 by the current brick and concrete structure.

Unique to this pavilion are three interior photographs taken late in the occupancy of Professor Charles Venable (1886–1896). These images record the parlor (102), study (108), and the northeast second floor bedroom (206). These rare images are some of the only known records of the interior of a pavilion in the nineteenth century.

Architectural drawings record the twentieth-century renovations, including the 1936 porch design by Stanislaw J. Makielski; a set of 1961 floor plans prepared by Frederick Nichols; and the construction drawings and specifications for the extensive restoration and modifications made in 1984–85 by James Murray Howard.

For the purposes of this architectural description, the following dating system is used.

1819	Jefferson’s original design
1823	General completion of the pavilion
1835	Installation of hipped roof
1853	Plans for the east addition
1855	Completion of the east addition
1867	East wood porch constructed
1936	East brick porch constructed
1984–85	Restoration of the pavilion

EXTERIOR

Pavilion VIII is located south of center on the East Lawn. The west façade facing the Lawn is five bays wide; the original 1823 pavilion is three bays deep and two stories tall above a basement. The hipped roof rises to a central chimney. A three-level, three-bay-deep brick addition was built onto the east elevation in 1853–55, and a two-level wood porch was added to the east elevation in 1867. A one-story brick porch replaced the wood structure in 1936.

One-story student rooms extend to the north and south. The colonnade that connects the buildings of the East Lawn projects several feet forward as it passes in front of the pavilion, forming a second-story terrace.

PAVILION VIII



West elevation of Pavilion VIII.

Jefferson distinguished the pavilion's west façade by stepping back the center three bays to form a recessed covered entrance punctuated by four massive Corinthian columns, of stuccoed brick, extending the full height of the recess: two columns in antis flanked by two engaged columns. A bridge from the colonnade terrace passes between the center columns, providing access to the second-story entrance and allowing full appreciation of the columns' intricately detailed, carved Carrara marble capitals.

The 4' 4 1/2" high wood entablature at the top of the pavilion walls includes a three-fascia architrave (three fasciae, a cyma reversa, and a fillet) and a frieze. The cornice above the frieze begins with a bed molding (cyma reversa, a dentil band, an egg-and-dart course, and an cavetto) that supports a frieze ornamented with scrolled modillions (ornamented with stylized acanthus leaves cut from sheet metal, perhaps lead), and culminates in the cymatium (projecting frieze curving up to a fillet and a cyma recta.) This entablature was duplicated on the 1855 addition.

Generally, the completed entablature and columns follow the plates that Jefferson chose, with the simplified moldings that he suggested. The ovolo in the abacus (at the top of the column capitals) is carved with an egg-and-dart molding, and the cavetto left plain. The

ARCHITECTURAL DESCRIPTION



0 5 10 20 FEET

*Top, west elevation
Bottom, section through the colonnade.*

PAVILION VIII

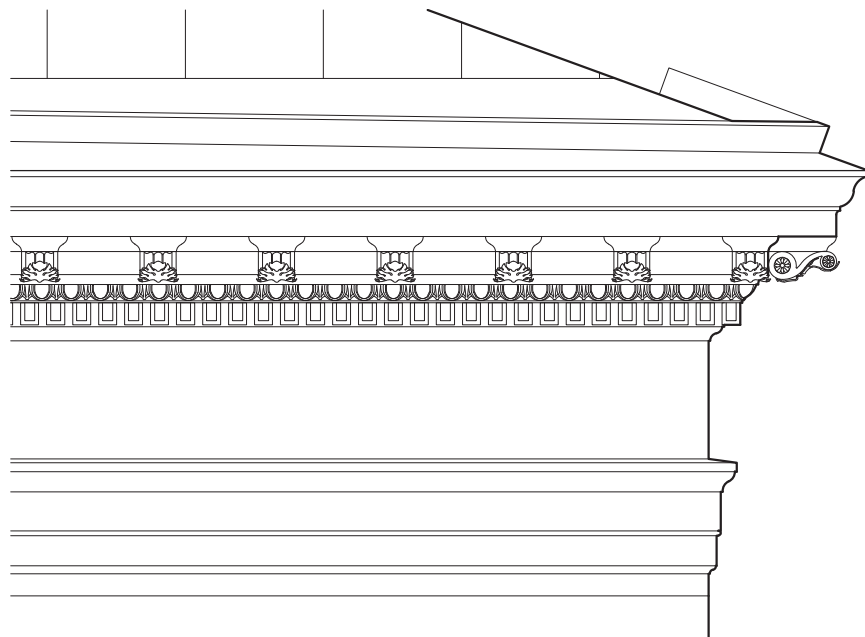


Entablature (south elevation).

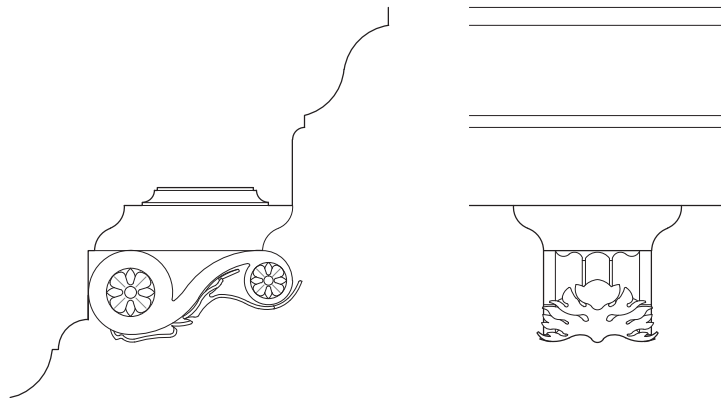
three-fasciae architrave and frieze of the entablature are similar to the Errard & Chambray plate, except for a larger cyma molding at the top of the architrave. The dentil course above the frieze is proportionally larger in comparison to the acanthus modillions, and a plain cavetto (as opposed to the bead-and-reel in Errard & Chambray's drawing) supports the modillions. The modillions, interposed with soffit panels ornamented with rosettes by William Coffee, are smaller in comparison to the crown molding, while the cyma recta at the top of the crown molding is much larger than the one shown on the plate.

The 1835 hipped roof that replaced the 1823 flat serrated roof is covered in painted, terne-coated steel sheet metal. Standing-seam roofing extends down to flat pans at the eaves and a built-up gutter made up of 2x4 non-dimensional lumber set on edge. Above the original pavilion, a broad brick chimney rises 5' 10" from the center of the roof ridge to a three-course corbelled cap; it was extended up when the hipped roof was constructed. A similar chimney rises from the east roof plane of the 1855 addition.

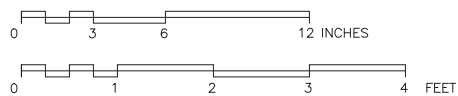
Jefferson's elevation drawing and other early illustrations show a parapet along the edge of the roof. No physical evidence remains for the parapet, which was removed in 1835 with the installation of the hipped roof.



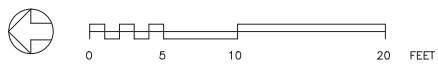
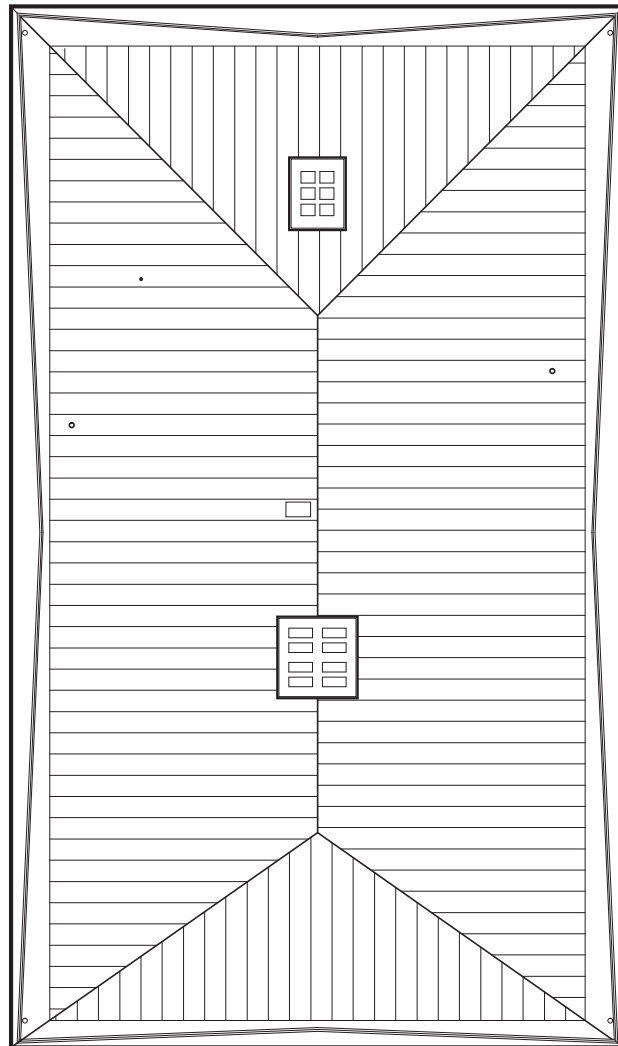
ENTABLATURE



TYPICAL MODILLION



PAVILION VIII



Roof plan

ARCHITECTURAL DESCRIPTION



Roof, looking from the southwest.

Colonnade and Terrace: The original colonnade projects 3' 2" forward as it passes in front of the pavilion to form a small second story terrace; a bridge connects the terrace to the second story doorway. Columns with Tuscan bases and capitals of cut stone, and stuccoed brick shafts of exaggerated entasis, support a 2' 6-1/4" high wood entablature (two-fascia architrave, plain frieze, and cornice). Above the entablature, a low wood parapet with recessed panels supports paneled wood "Chinese" rails. These 3' 2 1/2" high railings are the latest to be installed. The original Jefferson Chinese-style railings were replaced by a cast-iron balustrade in the nineteenth century; they were in turn replaced in 1976 by wood railings based on historic images.

The pavement between the colonnade and the pavilion's west façade is twentieth-century brick laid without mortar in a herringbone pattern with a two-brick-wide border parallel to the façade. Herringbone pavers are used between the columns of the colonnade, and a six-brick-wide border extends along the outer edge of the colonnade.

The original exposed structure supporting the floor of the terrace is made up of 3-1/2" by 6-3/4" wood beams with chamfered edges (approximately 2' 8" apart, on center) spanning from the top of the colonnade entablature to the rear edge of the terrace. Small sleepers, also

PAVILION VIII



Second story west terrace.

chamfered on the bottom edges, arranged perpendicular to the beams, provide the direct support for the floorboards above. An electrical lighting fixture with a holophane shade is mounted to the porch ceiling.

The second-story terrace slopes slightly to the west for drainage. It is covered with flat-seam, sheet metal pans. Marks remain on the pavilion façade and on the columns where the terrace was extended to fill the recess. It was restored to its original condition in the 1984-85 restoration.

WEST ELEVATION

The original red brick of the west façade is laid in Flemish bond. The handmade, smooth-faced, oil-stock bricks (more expensive than the common bricks used for the side and rear elevations) vary in size, averaging 7" to 7-3/4" long, 3-3/4" wide, and 2-5/8" high. They are laid so that the height of ten courses, including joints, is approximately 2' 5-1/4". The mortar in the narrow joints is slightly recessed at the edges and nearly even with the surface of the

ARCHITECTURAL DESCRIPTION



Column capitals.

brick in the center. The brick retains traces of the original red pigmented linseed oil stain that covered the brick surface, as well as evidence for the white-penciled mortar joints.

Wood plugs in the north and south faces of the recess mark the locations of plaques that have been removed.

Doorways: Two twentieth-century wood steps lead to the original carved stone threshold of the central first-story doorway. Recent bronze-finished handrails are supported by plain iron posts. The original entrance is set in a shallow paneled reveal and framed with a 7-1/2" wide two-fascia architrave (Type T-1) that terminates on plain, splashboard-height plinths. The original pair of doors each have three raised panels (Type D-1).

Each jamb retains three iron pintles screwed into the wood surface. The pintles support a pair of wood door blinds with fixed louvers. Each leaf features three 1' 6" long wrought-iron strap hinges. The blinds can be secured by iron pivot latches.

Directly above the main entrance is an original second-story doorway, framed by a 2-1/4" wide molding (fillet, ovolo, fillet) and set in a paneled reveal. The original pair of three-panel doors are similar to those in the main entrance. There are no blinds at the doorway, but

PAVILION VIII



Recessed west entrance.

large pintles (two on each side) for strap hinges remain on the architrave. The north jamb retains an inset block of wood that may have supported a manual door bell pull dating to the nineteenth century. A pair of twentieth-century screen doors, each with two screened panels, have been inserted in the exterior of the opening.

Windows: In the bays flanking the doorway, and in each of the projecting outer bays, there is a basement window, partially below grade, facing a small well. The windows are framed by 6-1/2" wide two-fascia architraves (Type T-2) and have later three-light horizontal sash. The window wells are protected by twentieth-century sloped wood frames filled with 1/2" hardware cloth.

The four original first-story windows, the only arched window openings used on the Lawn, are framed by 6-1/2" wide two-fascia architraves (Type T-2). The architraves extend up straight to a horizontal string course that wraps around the west façade and projects out at the window openings to form a springline. The architraves curve up from that springline

ARCHITECTURAL DESCRIPTION

to form semicircular arches that terminate at wood “keystones.” The openings sit above 3" thick wood sills. The original 9/6 wood sash feature curved muntins at the top of each arch.

Paired blinds, each composed of one louvered leaf, flank the windows. Each leaf is supported by a pair of 1' 3" to 1' 5" long, wrought-iron strap hinges on pintles of two types. Iron slide-bolts that vary from 1' 0" to 1' 3" long fasten the louvered panels together. On the projecting outer bays, the blinds are held open with wrought-iron scrolled holdbacks. The openings in the inner bays have J-shaped holdbacks on the north and south façades of the recess.

The original second-story windows are framed by 6-1/2" wide single-fascia architraves, and are fitted with original 6/6 wood sash. The blinds at the windows have “J”-shaped wrought-iron holdbacks, except for the blinds at the northernmost opening that have cast-iron shell-form holdbacks.

NORTH ELEVATION

The north façade of the original Jefferson pavilion is three bays wide. A vertical joint defines the east end of the original pavilion. The 1855 addition then extends two bays east. The basement is fully exposed on this façade. The north student room wing covers the west half of the basement and first story.

The handmade common bricks (7-3/4" to 8-1/4" long, 3-3/4" wide, and 2-3/8" high) are laid in a common bond (one header course every five stretcher courses) such that ten courses, with their joints, measure 2' 4-1/4". The two upper stories rise above a brick water table at the basement level. In the 1823 pavilion basement, dark clinker bricks are mixed in with the rough red bricks.

The original pavilion had window openings in each of the exposed bays: two in the basement; two in the first story; and three in the second story. At some point, the west basement window was converted to a doorway, and the circa 1853 plan for the addition shows it as such. The current door and 8" wide trim were installed in 1984.

Like the original pavilion, the addition is built of bricks (8-1/4" long, 3-3/4" wide, and 2-1/2" high) laid in common bond. The addition retains its 1855 openings: a doorway in the west basement bay, and window openings above and to the east. All of these openings are framed by 6-1/2" wide two-fascia wood architraves (Type T-2) and sit on 2-3/4" to 3" high sills. The second story windows extend up to the entablature.

The first and second floor windows retain their original 6/6 sash (dating to 1823 in the original pavilion, and to 1855 in the addition). At the 1823 openings, the two-paneled louvered blinds are held back by J-shaped holdbacks, while the holdbacks at the 1855 blinds are a mix of J-shaped and scroll-shaped hooks.

The roof of the student wing partially covers the second-story window of the 1823 pavilion's west bay. Consequently, the 6/6 sash has a panel covering the bottom three glass panes. A pairs of shutter pintles on each side of the architrave indicates that the opening had blinds.

PAVILION VIII



North elevation

A brick garden wall extends north from the east end of the façade to enclose the path down to the east porch and garden.

Twentieth-century systems include can lighting fixtures near the two doorways and a hose bib at the east end of the façade. Small vents (the height of one brick course) below the first story window openings and at the east end of the 1823 basement service interior fan-coil units.

EAST ELEVATION


The east façade of the 1855 addition is three bays wide, with first story and basement entrances in the center bays, and window openings in the flanking bays and at the second story. A 1936 brick porch extends across the façade. The bricks are laid in a common bond, with header courses every five to six stretcher courses.

ARCHITECTURAL DESCRIPTION



*North elevation from north student terrace
(above).*

North elevation of 1823 pavilion (left).



PAVILION VIII



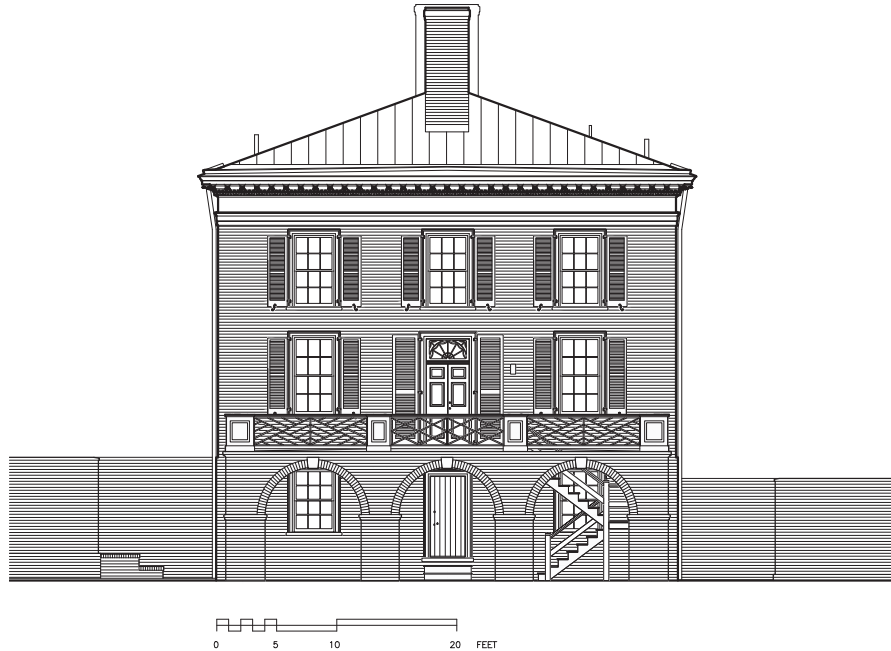
East elevation.

Typical 6-1/2" wide two-fascia architraves (Type T-2) frame all of the openings, and two-panel louvered blinds flank the first story doorway and first and second story windows.

The basement doorway has a twentieth-century board-and-batten door and a six-panel wood screen door. The first story entrance is fitted with a pair of stile-and-rail door leaves (probably the 1823 leaves moved to this opening from the original east entrance), and a rectangular transom with a twenty-five light sash with radiating muntins.

The 6/6 wood sash in the window openings date to a variety of construction periods. The basement sash date to the 1855 addition. At the first story, the north opening has a twentieth-century replacement sash, while the south bay has an 1823 sash reused from one of the Jefferson-era east windows. Original sash were also reused in the center and south second-story windows; the north second-story opening is fitted with an 1855 sash.

ARCHITECTURAL DESCRIPTION



East elevation

The louvered blinds at the first and second-story windows are secured open with scrolled holdbacks, except for the second-story center window, which has “J”-shaped holdbacks.

Porch: The 1936 brick porch, which replaced a circa 1867 two-story wood porch, is slightly narrower than the east façade of the addition. The concrete first story floor slab is supported by a series of semicircular brick arches—three across the east elevation, and single arches to the north and south—and by engaged piers on the façade. The arches rise from two-course-high corbelled springlines at the top of broad brick plinths. On the exterior face, each arch is made up of one course of soldier bricks; on the interior, two courses of rowlock bricks form the arches.

Wood Chinese-style rails, matching those of the west colonnade, extend between paneled plinths along the perimeter of the concrete slab.

The concrete slab floor is scored to suggest 1' 10-1/2" square pavers.

PAVILION VIII



East porch, looking north.

An open-string wood stair in the northwest corner of the porch descends down to the basement level in two flights, beginning with ten risers north to a landing, then eight risers south to grade. Each flight has 11" deep treads supported by three cut stringers. The open risers are 7-1/4" high. A plain railing terminates at 5" square newel posts.

At the basement level, wood lattice fills the north arch. The concrete floor is finished in 8" by 1' 8" slate tiles.

Brick steps set between low, curved, brick cheek walls descend four steps down to the garden behind the addition.

A can lighting fixture is mounted to the east façade near the first story entrance. Similar fixtures are fastened to the engaged piers flanking the basement doorway. Wires on the brick arcade support vines and other plantings.

ARCHITECTURAL DESCRIPTION



South elevation.

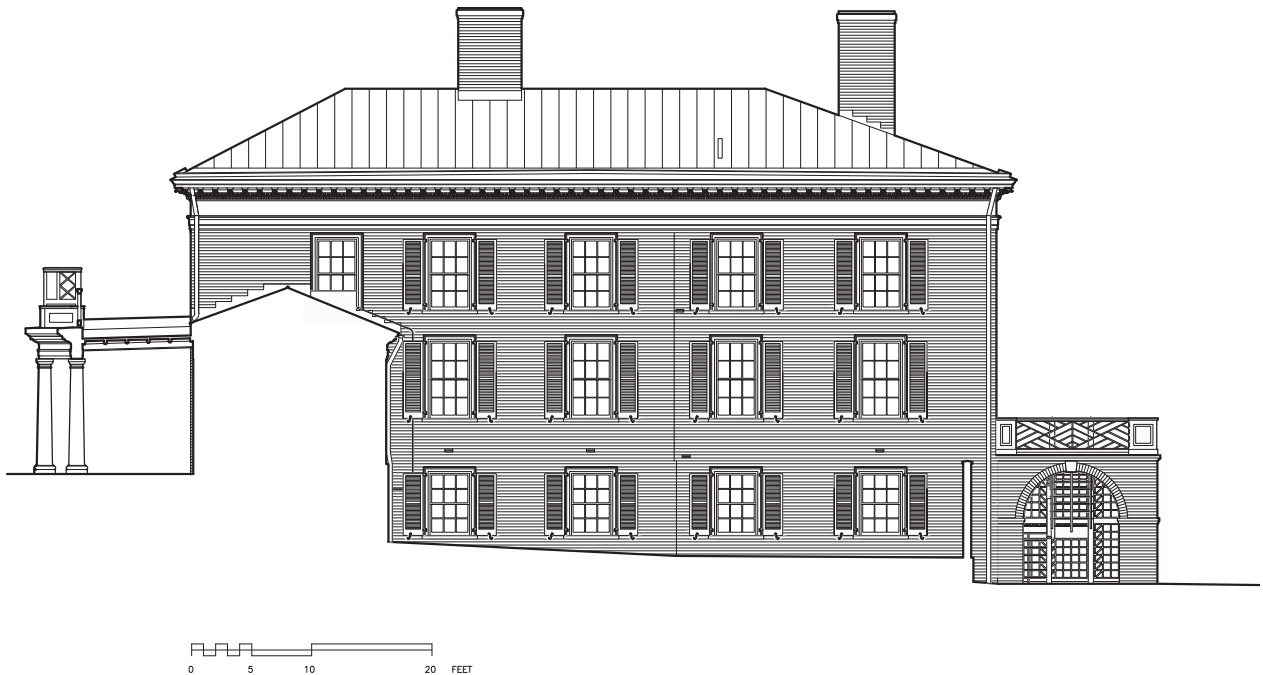
SOUTH ELEVATION

Generally, the south façade mirrors the north façade, but the basement is only exposed above the level of the window sills. The common bond of the brickwork is broken up by rowlock courses above the basement windows and above the first-story windows of the original pavilion.

The original Jefferson pavilion and the 1855 addition retain their original window openings in each of the exposed bays. All of the openings are framed by 6-1/2" wide single-fascia wood architraves (Type T-2) and are fitted with 6/6 wood sash. The sash in the two basement windows of the original pavilion are twentieth-century replacements; the other sash are original to the openings.

The blinds are generally fastened open with scrolled-shaped holdbacks, with the exception of two windows in the addition: the blinds at the east basement opening and the west first-story opening have "J"-shaped holdbacks.

PAVILION VIII



South elevation

The gable roof of the student wing partially covers the westernmost second-story window. That opening has a 6/6 sash with a panel covering the lower half of the bottom sash. There are no blinds, but a pair of shutter pintles remain on each side of the architrave.

A brick garden wall with a curved top extends south from the east end of the façade. At the south end of the wall is a gate that opens to a set of brick steps leading down to the east porch and garden.

Twentieth-century systems include can lighting fixtures near the two doorways and a hose bib at the east end of the façade. Like the north elevation, there are small vents (for fan-coil units) below the first-story windows. An additional vent is positioned west of the addition's west second-story window.

ARCHITECTURAL DESCRIPTION

EXTERIOR FINISHES ANALYSIS

The following information is derived from the exterior paint analysis carried out by Mark Kutney, Conservator for the Office of the Architect for the University of Virginia. The purpose of the analysis was to determine the original finishes applied to the exterior wood elements of the pavilion and to compare the finishes found on the original 1820s elements to the later 1850s surfaces of the east addition.

WEST ELEVATION (ORIGINAL STRUCTURE)

Trim of bridge to the porch balcony: Earliest two layers on wood are tan (10YR 8/2–10YR 9/2), followed by another tan finish (1850s), evidence for faux graining, layers of gray paint, and a dull green. Layers ten through nineteen are whites and off-whites.

First floor window frame: Earliest two layers on wood are tan (10YR 7/4–2.5Y 7/4), followed by another tan finish and twenty-six additional finishes, of which layers eighteen through twenty-nine are white.

First floor south window sash: The sash retains a total of thirty-eight layers forming nineteen finish campaigns. Earliest two layers on wood are light tan (10YR 7/6) followed by another tan surface. The later finishes consist of whites except for the eleventh finish of a light tan.

Cornice: Earliest three layers on wood are light tan (2.5Y 8.5/2), followed by finishes of off-white and white. The eleventh and twelfth finishes are light tan, followed by eleven surfaces of off-white and white.

Blind/Shutter (half-round blind stored in attic): The initial finish on the wood was a gray primer, followed by a finish of green paint. Successive finishes (approximately twenty-one layers) are in various shades of green.

EAST ELEVATION (1850s ADDITION)

Window frames: Stripped of paint. No early evidence.

SOUTH ELEVATION (1850s ADDITION)

Cornice: Earliest finish (1850s) on the wood is an off-white, which is the same as the fourth surface on the original 1820s cornice. All successive finishes are the same on all portions of the pavilion cornice.

PAVILION VIII



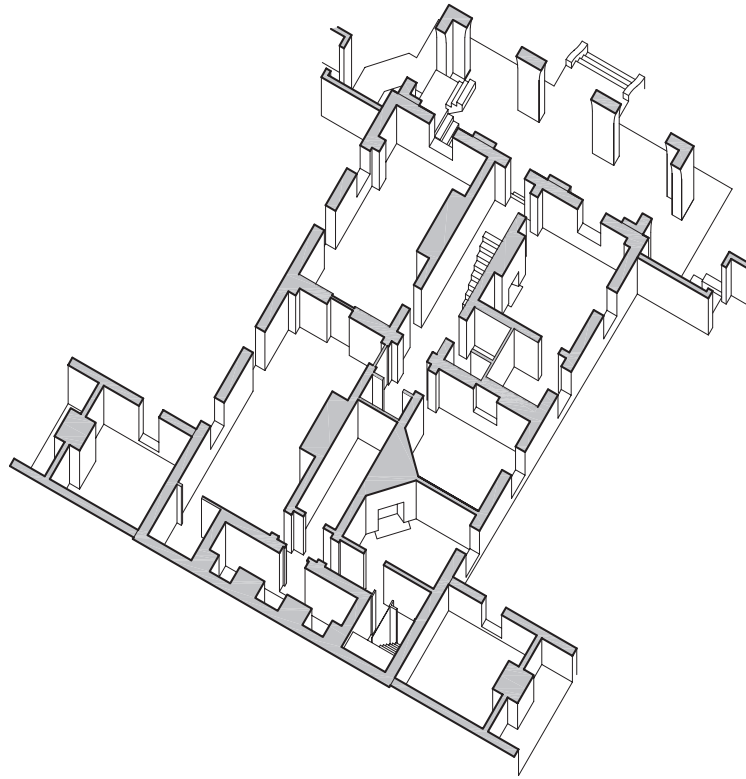
Section looking west



0 5 10 20 FEET

Section looking south

ARCHITECTURAL DESCRIPTION



INTERIOR

The following description and analysis of interior conditions is based on a room-by-room investigation carried out in 2014. Due to the occupied and fully furnished condition of the various spaces, a thorough inspection was not possible, and no intrusive probing was undertaken. At such time that the building is unoccupied and unfurnished, more evidence may be revealed.

BASEMENT

The basement is divided into two distinct areas: the original Jefferson era structure to the west, and the 1855 addition that forms the east half of the pavilion.

The current plan of the original portion of the pavilion is nearly identical to Jefferson's 1819 plan with a few exceptions. The original kitchen (B02) and what is now a separate small room (B01) formed a continuous space in the 1819 plan. As conceived by Jefferson, room B10 and the stair hall (B13) were not separated by the partition now in place. This division

PAVILION VIII

may be a change of the plan at the time of initial construction or added as part of the work carried out in the 1850s for the east addition.

Of the original spaces in the Jefferson pavilion, one of the most intact is B14, an area that exists outside the perimeter of the basement. This unique room, with its exposed brick vaulted ceiling, includes four brick piers that form the supports for the four columns that are the defining feature of the pavilion's façade. The intended use of this space is unknown.

The configuration of the east addition generally follows what was proposed by the circa 1853 plan for the expansion of the pavilion. That plan included a new kitchen (B03) complete with a recess for a cooking range, an adjacent boiler and built-in shelving arranged along the south wall of the room. This kitchen replaced the earlier kitchen located in room B02.

The circa 1853 plan also includes the area of rooms B06 and B07 as a wide passage open to the central hall B04. As shown on that plan, access to room B05, noted as the laundry, was from this passage and not through the current doorway in the north wall.

Throughout the basement, the existing conditions and surface treatments represent mid-to-late twentieth century interventions to clean up the spaces and in some areas "restore" historic conditions. The original floor surfaces, probably brick as seen in the other pavilions, were replaced or covered by concrete. Doors were replaced with board and batten replicas. Only the door between rooms B02 and B12 (No. B124) appears to be from the earliest period; it retains evidence for original HL hinges.

Some feeling for the nineteenth-century character of the basement is preserved in the now-enclosed space beneath the original stair (B13), where original plaster and early painted wood surfaces are intact.

One of the more significant changes to the basement plan was the insertion of partitions and doorways in the central hall that originally extended continuously through the Jefferson pavilion and the east addition. That passage now includes four separate areas.

The following basement descriptions begin in the small room (B01) that was originally open to the kitchen (B02).

ROOM B01 UTILITY CLOSET

Prior to the construction of the east partition in 1984, this area was an alcove extension of Room B02, the original pavilion kitchen. This small (6' 6-1/2" by 7' 7-1/2") space includes a doorway in the recent east partition and a small window opening high in the west wall.

The area now serves as a utility closet.

Floor: Twentieth-century concrete. The original surface was brick.

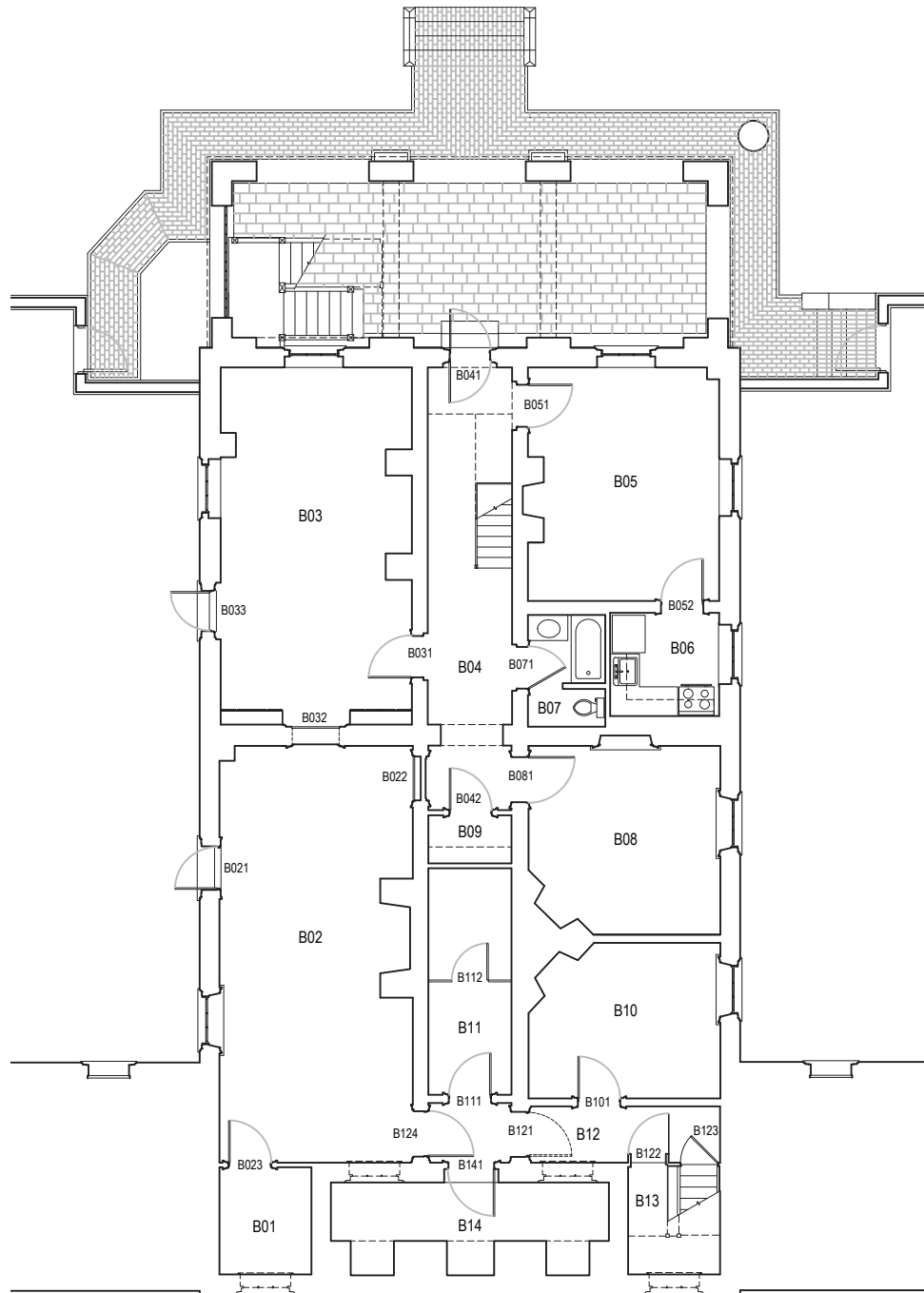
Walls: The north, south, and west walls are plaster on brick masonry. The 1984 east partition is finished in gypsum board.

Ceiling: The expanded metal lath ceiling is 9' 6" above the floor.

Door: The 1984 doorway in the east partition is trimmed with a 5" wide single-fascia architrave.

Window: An original horizontal opening is positioned at the top of the west wall. The deep, wood-lined reveal is framed by a wood bead and a simple bullnosed sill. The head of the recess angles upward to accommodate the sash, which is positioned above the level of the ceiling. A panel covers the sash.

Heating: Ductwork extends through the east partition, and insulated hot water pipes for the



Basement plan

PAVILION VIII



B02, looking east.

heating system run along the west wall. A *Honeywood* dehumidifier (Trudy model 065), installed in 2005, is suspended near the southeast corner and ducted to a supply/return grill in B02.

Plumbing: The domestic hot water distribution from Randall Hall enters the pavilion through this space. On the south wall is a set of pipes no longer in use.

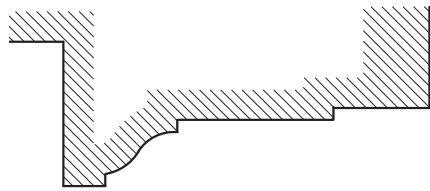
Lighting/electrical: The room is lit by an incandescent porcelain utility fixture on the ceiling and by a fluorescent strip fixture on the south wall. Other electrical elements include a switch near the east doorway; a Square D panel with sub-panels and boxes on the north wall; and a duplex receptacle on the south wall (for the dehumidifier).

Equipment: A CWSI fire alarm control panel for the pavilion's wireless fire detection system is mounted to the east wall.

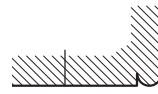
ROOM B02 CLASSROOM, ORIGINAL KITCHEN

This room originally served as the kitchen, but that function was removed to Room B02 when the 1855 east addition was completed. The 13' 9" by 29' 8" room includes a window opening and doorway in the north wall; two doorways flanking a chimney breast and fireplace on the south wall; and single doorways in the east and west walls.

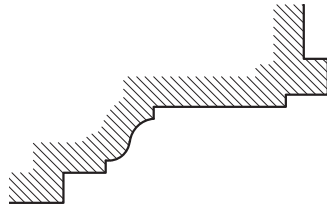
Jefferson's 1819 basement floor plan illustrates his proposed layout for the kitchen. The large room included an alcove, now room B01. There were two window openings in the north wall. A single doorway to the exterior was positioned in the east wall, and two doorways flanked the cooking fireplace centered on the south wall. As actually constructed, there were two additional small horizontal windows set high in the west wall (one in the alcove area).



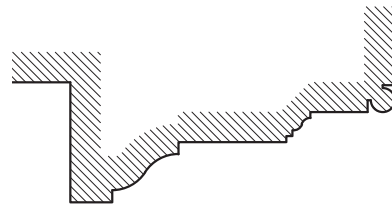
T-1



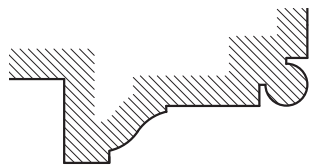
T-6



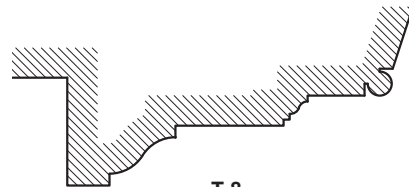
T-2



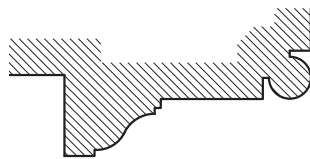
T-7



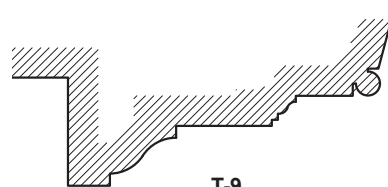
T-3



T-8



T-4



T-9

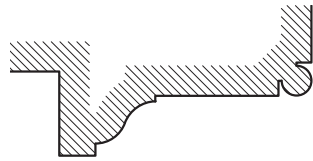


T-5

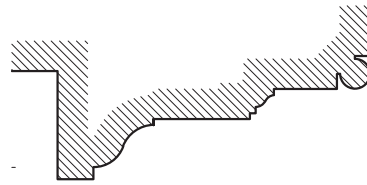


T-10

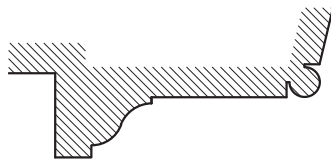




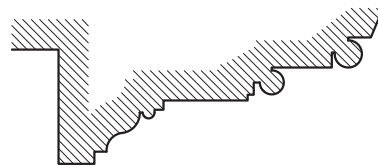
T-11



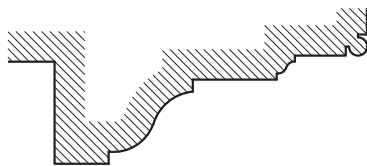
T-16



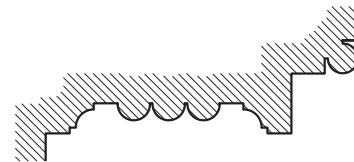
T-12



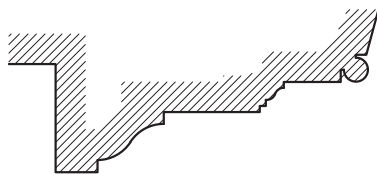
T-17



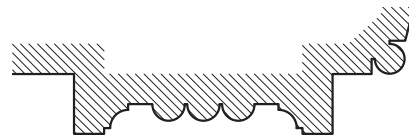
T-13



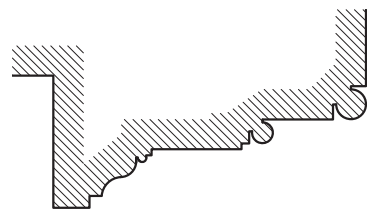
T-18



T-14



T-19



T-15



ARCHITECTURAL DESCRIPTION

The plan for the 1855 addition indicates that this room was to be divided by a partition into two servant's rooms. Such a partition is shown on a 1961 basement floor plan. The partition was removed in 1984, creating the current space that was to function as a commons room.

Floor: Wall-to-wall carpet covers the concrete floor. The original floor was brick.

Walls: The walls are original brick masonry, finished with plaster. A framed partition at the north end of the west wall, separating this space from B01, was installed in the 1984-85 renovation.

The 1961 basement floor plan shows a partition with a doorway extending between the west edge of the chimney breast and the north wall; the 1984 plan records a partition just west of the north window opening that was to be removed.

Ceiling: The gypsum board ceiling (7' 1-1/2" above the carpeted floor) covers the original plaster.

Doors: There are two original doorways in the south wall, and an original rear entrance in the east wall. The doorway in the west partition, opening to B01, was installed in the 1984 renovation. The east opening is filled in with a wood panel. All of these openings are framed with 5" wide single-fascia architraves (Type T-3). The north doorway was originally a window opening; the plan for the 1855 addition shows a doorway in this location. A 9" wide single-fascia architrave frames the opening.

No. B021: The 1984 board-and-batten door (2' 10-1/2" wide by 6' 9" high) is made up of 5-5/8" wide, 1-1/4" thick, tongue-and-groove beaded boards fastened to three horizontal, bevel-edged battens. Hardware: The hardware, contemporary with the door, includes three 3-1/2" high iron butt hinges; an emergency push bar on the south face; and a metal grip with key cylinder on the north face.

No. B022: The 3' 3-3/4" wide by 6' 2" high board-and-batten door is made up of 3-1/4" to 5" wide tongue-and-groove beaded boards. The door is fastened shut, covered by a panel on the south side. Presumably, the boards are fastened to horizontal battens. Hardware: The visible twentieth-century door hardware includes a pair of 4-1/4" high, face-mounted iron butt hinges; a 3" by 4-1/4" iron rim lock with a brass knob; and a wood block with a key cylinder.

No. B023: The 1984 board-and-batten door (2' 11-3/4" wide by 6' 5-1/2" high) is made up of 5-5/8" wide thick tongue-and-groove beaded boards, fastened to three horizontal, beveled-edged battens. Hardware: The hardware, contemporary

with the door, includes a pair of 3-1/2" high iron butt hinges and a 3-3/4" by 4-3/4" cast-iron rim lock with brass knobs.

Windows: There were originally two windows in the north wall. The northeast window became a doorway, perhaps as early as 1855. The extant northwest window has a later 4-3/4" wide single-fascia architrave that trims splayed reveals lined with plain wood panels. The opening sits above a bullnosed sill and a fascia apron trimmed with a flush bead. The twentieth-century 6/6 double rope-hung wood sash have 12" by 14" panes, 5/8" wide muntins, original iron pulleys, and a recent brass sweep thumbblatch on the meeting rails.

The original horizontal window in the west wall matches the opening in the west wall of B01. The later three-light horizontal sash is set into a deep recess.

Fireplace: The original 8' 5-1/2" wide brick chimney breast projects 2' 3-3/4" from the south wall. The 5' 5-5/8" wide segmental arched opening of the kitchen fireplace is 4' 5" high at the outer edges, and 4' 9-1/2" high at the highest point. An iron lintel supports the arch. The brick firebox is painted black. Carpet covers part of the twentieth-century brick hearth. The iron pot crane survives in the firebox. Generally, these conditions appear to be a twentieth century restoration of the original cooking fireplace.

Heating: An exposed, surface-mounted, fan coil radiator is positioned at the east end of the north wall. There is a ceiling vent near the east end of the ceiling, and a wall vent in the partition between this room and B01. A Honeywell thermostat is mounted to the south wall, near the southwest doorway.

Lighting/electrical: The room is lit by six can recessed ceiling fixtures and by fluorescent fixtures on the south wall. Other electrical elements include switches near the southwest and north doorways; surface-mounted receptacles on the east and west walls; and duplex receptacles in the north and south walls.

Equipment: Wire mold extends from the east side of the chimney breast to a communications receptacle on the west wall. Another communications receptacle is mounted to the west wall. There is a fire extinguisher and an exit sign near the north doorway.

Furnishings and fittings: Prior to the construction of the east addition, this large room was furnished to serve as the pavilion's kitchen, and the cooking was done at the fireplace. At some point, prior

PAVILION VIII



B03, looking west.

to moving the kitchen to room B03, a cast-iron range was probably installed in the fireplace, but all evidence for kitchen functions was lost during twentieth-century renovations.

Currently, a circa 2014 blackboard is mounted to the west wall.

ROOM B03 LIVING ROOM, 1855 KITCHEN

By 1855, this large room functioned as the kitchen, replacing the original kitchen in room B02.

The 13' 9" by 29' 8" room includes a window opening and a doorway in the north wall; a window in the east wall; single doorways in the south and west walls; and a chimney breast and fireplace on the south wall.

The circa 1853 floor plan shows the room arranged essentially as it now exists, with windows and doorways in their current positions. The food prepared here was carried into the hall and up the rear stairs to the dining room directly above

this space (Room 103). Since 1985, this space has functioned as the living room for the basement apartment.

Floor: Wall-to-wall carpet covers the concrete floor.

Walls: The north, south, and east walls are 1855 brick masonry, finished with plaster, while the west plastered brick surface is the original rear wall of the Jefferson pavilion.

Ceiling: The plaster-on-lath ceiling is 7' 4" above the carpeted floor.

Doors: The 1855 north doorway is framed by a 6-3/4" wide two-fascia architrave set deeply into the masonry opening; the outer cyma recta molding is trimmed with a small inner fillet and both fasciae have flush beads. The west doorway, the 1823 exterior opening to the kitchen (B02), has a 6-1/4" wide two-fascia architrave with plain fasciae and a simple cyma recta outer molding (Type T-2). An 1855 5" wide single-fascia architrave trims the south doorway.

ARCHITECTURAL DESCRIPTION

No. B031: The twentieth-century board-and-batten door (3' 0-1/4" wide by 6' 6" high) is made up of 7" to 8" wide, 1-1/8" thick, tongue-and-groove beaded boards fastened to three horizontal, round-edged battens. Hardware: The twentieth-century hardware includes three 3-1/2" high iron butt hinges; a 3-1/4" by 4-1/4" cast-iron rim lock with brass knobs and an oval keyhole escutcheon; and a surface-mounted deadbolt on the south face with a key cylinder on the north face.

No. B032: The twentieth-century board-and-batten door (3' 3-3/4" wide by 6' 3" high) is made up of 8-3/8" wide, 1-1/4" thick, tongue-and-groove beaded boards fastened to three horizontal, beveled-edged battens. Hardware: The twentieth-century door hardware includes three 3-1/2" high iron butt hinges; and a 3-1/4" by 4-1/4" cast-iron rim lock with brass knobs and an oval keyhole escutcheon.

No. B033: The twentieth-century board-and-batten door (2' 9-3/4" wide by 6' 7-3/4" high) is made up of 5-1/2" wide, 1-1/8" thick, tongue-and-groove beaded boards fastened to three horizontal, bevel-edged battens. Hardware: The hardware, contemporary with the door, includes a pair of 3-1/2" high iron butt hinges; a 4" by 6-1/2" iron rim lock with brass knobs on the south face and an oval brass keyhole escutcheon on the north face; and a surface-mounted deadbolt on the south face with a key cylinder on the north face.

Windows: The 1855 north window opening is framed with a 2-1/4" wide fascia trimmed with an interior flush bead (Type T-6), and plain, straight wood reveals. The 1855 east window has no trim. Both openings sit above 2-1/2" high square-edge sills and have 1855 6/6 double rope-hung wood sash with 12" by 14" panes, 5/8" wide angled muntins, original iron pulleys, and recent brass sweep thumbblatches on the meeting rails.

Fireplace: The restored 1855 brick chimney breast is 9' 3-1/2" wide and projects 1' 10-1/4" from the south wall. The 5' 7" wide segmental arched opening is 4' 4" high at the outer edges, and 4' 8-1/2" high at the highest point. The brick firebox is painted black. The 7' 6 1/4" wide brick hearth projects 1' 7-1/2" from the chimney breast. The 1961 basement floor plan shows the fireplace recess closed up; the current firebox and hearth are restorations.

Heating: An exposed, surface-mounted, fan coil radiator is positioned at the east end of the north wall. A thermostat is mounted to the south wall, near the southwest doorway.

Lighting/electrical: The room is lit by six can re-

cessed ceiling fixtures. Other electrical elements include switches near the southwest and north doorways; duplex receptacles in the north and south walls; and a duplex receptacle at the base of the northwest cabinet.

Equipment: There is a communication receptacle on the north reveal of the west doorway.

Furnishings and fittings: The 1855 floor plan for the addition includes this room as the new kitchen. The chimney breast is flanked to the west by a boiler and shelving to the east. The fireplace recess was intended for a cast-iron cooking range.

Currently, floor-to-ceiling, four-bay-wide, late-twentieth-century wood cabinets flank the west doorway. The cabinets have flush doors with routed finger slots at the top edge and concealed hardware, and contain adjustable shelves.

ROOM B04 EAST STAIR HALL

This central hall serves the basement apartment. The long, narrow hall (6' 0" by 25' 5") extends east/west through the center of the 1855 addition. The hall includes two doorways in the south wall, one in the north wall, the opening in the west wall, and an exterior entrance in the east wall. The stairs to the first floor ascend along the south wall.

The wide opening at the west end of the hall was, prior to the construction of the 1855 addition, possibly a window as shown on Jefferson's 1819 floor plan. Evidence on the south wall, visible under the hall stair, indicates that the stair angle was modified when the stair was constructed in the twentieth century.

Note that this hall shares a room number with the vestibule at the west end of the hall. That vestibule is described separately.

Floor: Wall-to-wall carpet covers the concrete floor.

Walls: The north, south, and east walls are plaster on 1855 brick masonry; the west wall is the original rear brick wall of the pavilion, finished in plaster.

Ceiling: The plaster-on-lath ceiling is 8' 1-1/2" above the carpeted floor.

Doors: A 5-1/4" wide, twentieth-century, single-fascia architrave frames the east entrance. The outer cyma of the architrave is trimmed with an inner fillet. The two south doorways and the northwest doorway are each trimmed with an 1855 narrow beaded fascia set deeply into the masonry opening. All four of these openings date to the 1855 addition.

PAVILION VIII



B04, looking east.



B04, looking west.

The west opening was probably a window in 1823. The opening was enlarged and the trim removed in the 1850s or later.

No. B041: The twentieth-century board-and-batten door (2' 11-3/4" wide by 6' 7-1/4" high) is made up of 5-1/2" wide, 1-1/4" thick, tongue-and-groove beaded boards fastened to three horizontal, bevel-edged battens. A recent 3' 2-3/4" wide by 6' 10" high by 1" thick wood screen door on the exterior side of the opening has six screened panels. Hardware: The hardware, contemporary with the door, includes three 4" high iron butt hinges; a 3-3/4" by 4-3/4" cast-iron rim lock with brass knobs; and a surface-mounted deadbolt on the west face with a key cylinder on the exterior face. The hardware for the screen door includes a pair of 3" brass butt hinges; a latch on the interior face; and a knob on the exterior face.

Stair: The twentieth-century closed-stringer stair to the second floor begins near the center of the south wall, ascending fifteen risers east to a

doorway at the first floor. The stained, varnished, straight-edged treads average 10" deep (including the 1" nosing). The risers are 7-1/8" high.

The 1-3/8" wide, 2" high rectangular handrail terminates at a 2-3/8" by 3" rectangular newel post with a pyramidal cap.

The south plaster wall, visible beneath the stair, retains the outline of the steeper 1855 stair that began several feet east of the bottom of the current stair.

Heating: A finned tube baseboard radiator extends along the north wall.

Lighting/electrical: The hall is lit by two ceiling fixtures with marbled dome shades. A can fixture is mounted to the south wall of the stairwell, near the first floor. Other electrical elements include switches in the north, east, and south walls and in the south wall of the stairwell.

Furnishings and fittings: A plastic holder for brochures is mounted to the east end of the south wall.

ARCHITECTURAL DESCRIPTION

ROOM B04 VESTIBULE; B09 CLOSET

This small space was originally the east end of the central hallway in the Jefferson era basement.

The 5' 11" by 4' 7-1/4" vestibule includes doorways in all four walls; the west opening provides access to a closet (B09). The wide east opening was originally the location for a window situated at the end of the original central hall.

Floor: Wall-to-wall carpet covers the concrete floor.

Walls: The north, south, and east walls are original brick masonry, finished in plaster; the east wall is the rear wall of the Jefferson-era pavilion.

The partitions that enclose the closet are 1984 additions.

Ceiling: The plaster-on-lath ceiling is 8' 0" above the carpeted floor.

Doors: 5" wide single-fascia architraves trim the south and west doorways; the outer cyma of each architrave is trimmed with an inner fillet (Type T-4). The north doorway, filled in with a wood panel, is framed by a 5" wide single-fascia architrave (Type T-3).

The original 1823 east opening was probably a window. The opening was enlarged and the trim removed in the 1850s or later.

No. B042: The board-and-batten door (2' 11-3/4" wide by 6' 4-1/2" high) is made up of 5-1/2" wide, 1-1/8" thick, tongue-and-groove beaded boards fastened to three horizontal, beveled-edged battens. Hardware: The hardware, contemporary with the door, includes a pair of 3-1/2" high iron butt hinges; and a 3-3/4" by 4-3/4" iron rim lock with brass knobs and a brass drop keyhole escutcheon cover. Five wire hooks are fastened to the top batten.

Lighting/electrical: The vestibule is lit by a ceiling fixture with a marbled dome shade. Within the closet is a fluorescent ceiling fixture. Other electrical elements include a switch on the south wall.

Furnishings and fittings: The 1984 closet (B09) includes a shelf that extends across the west partition. Below the shelf, wood brackets support a clothes rod.

ROOM B05 DINING ROOM

The basement apartment dining room is situated in the southeast corner of the 1855 rear addition to Jefferson's pavilion.

The 13' 8" by 16' 7-1/2" room includes single window openings in the east and south walls;

single doorways in the north and west walls; and a chimney breast and fireplace on the north wall.

The circa 1853 floor plan of the pavilion addition shows this room with a slightly different plan. There is no doorway in the north wall and the west doorway is shown centered in that wall. The room is labeled "Servants Room" but with an added notation, "Laundry." The 1961 plan includes the north doorway but no opening in the west wall and the fireplace is shown closed up. The current west doorway may date to renovations carried out in 1984 by James Murray Howard.

Floor: Wall-to-wall carpet covers the concrete floor.

Walls: The walls are 1855 brick masonry, finished with plaster. There is an enclosed chase in the southeast corner of the room.

Ceiling: The plaster-on-lath ceiling is 7' 5-1/4" above the carpeted floor.

Doors: The 4-3/4" wide single-fascia architrave at the twentieth-century west doorway includes an outer cyma trimmed with a small fillet (Type T-4). The 1855 north doorway is framed by a 5" wide single-fascia architrave (Type T-3).

No. B051 The twentieth-century, board-and-batten door (3' 0-1/2" wide by 6' 5" high) is made up of 5" and 6-1/4" wide, 1-1/8" thick, tongue-and-groove beaded boards fastened to three horizontal, rounded-edged battens. Hardware: The hardware, contemporary with the door, includes three 3-1/2" high iron butt hinges; a 3" by 5-1/4-1/2" iron rim lock with brass knobs and an oval brass keyhole escutcheon; and a surface-mounted deadbolt on the south face with a key cylinder on the north face.

No. B052: The board-and-batten door (2' 11-5/8" wide by 6' 7-1/4" high) is made up of 5-1/2" wide, 1-1/4" thick, tongue-and-groove beaded boards fastened to three horizontal, beveled-edged battens. Hardware: The hardware, contemporary with the door, includes a pair of 3-1/2" high iron butt hinges; and a 3-3/4" by 4-3/4" iron rim lock with brass knobs and a brass drop keyhole escutcheon cover.

Windows: The 1855 east and south openings are each framed by a narrow beaded fascia, flush with the wall plaster (Type T-6), and sit above 2-1/2" high square-edge sills. The 1855 6/6 double rope-hung wood sash have 12" by 14" panes, 5/8" wide angled muntins, iron pulleys, and recent sweep thumbblatches on the meeting rails.

Fireplace: The 1855 6' 1" wide brick chimney breast projects 1' 1-1/2" from the north wall. The

PAVILION VIII



B05, looking northeast.

small brick firebox is painted black; the concrete hearth, painted black, is partially covered by the carpet.

Heating: An exposed, surface-mounted, fan coil radiator is positioned against the south wall. A thermostat is mounted to the west wall.

Lighting/electrical: There is no fixed lighting in the room. Electrical elements include a switch near the north doorway and duplex receptacles in the west and south walls.

Equipment: There is a communication receptacle on the south wall.

Furnishings and fittings: If this room functioned as the laundry in the nineteenth century, then important furnishings would include a small stove upon which the irons were heated, and a wash tub with a supply of hot water.

The room is now used as the dining room for the basement apartment, and is furnished as such.

ROOM B06 KITCHEN

This small room serves as the kitchen for the basement apartment. The 7' 9" by 7' 4" room includes a doorway in the east wall and a window opening in the south wall.

The room, in its current configuration, dates to renovations carried out in 1984. The 1961 Frederick Nichols plan illustrates a very different condition. This space and the room to the north (B07) formed a single area with access from a door in the north wall opening to the hall. There was no doorway in the east wall.

The earliest plan, circa 1853, shows yet another arrangement. The two rooms (B06 and B07) formed an alcove off of the central hall (B04). There was no wall separating the two spaces. Access to room B05 was through a door in the east wall of the alcove. The plan indicates that the south opening was to be a doorway, but there is no other evidence for this condition.

ARCHITECTURAL DESCRIPTION



B06 (Kitchen), looking west.

Floor: Twentieth-century brick pavers are laid north/south.

Walls: The south and east walls are 1855 brick masonry, finished with plaster. The north wall is a framed partition from 1984. The 1984 west wall is framed out from the original rear brick wall of the Jefferson pavilion.

Ceiling: The plaster-on-lath ceiling is 7' 4-3/4" above the brick floor.

Doors: The 4-3/4" wide single-fascia architrave at the 1984 east doorway includes an outer cyma trimmed with a small fillet (Type T-4).

Windows: The 1855 south window opening sits above a 2-1/2" high square-edge sill. The 1855 6/6 double rope-hung wood sash have 12" by 14" panes, 5/8" wide angled muntins, iron pulleys, and a recent brass sweep thumbblatch on the meeting rails.

Heating: A finned tube baseboard radiator extends along the south wall.

Lighting/electrical: The room is lit by 1980s



B07 (Bathroom), looking southeast.

fluorescent fixtures above and beneath the upper cabinets. Other electrical elements include duplex receptacles above the west countertop.

Plumbing: The cabinet on the north wall includes a stainless steel sink.

Equipment: The kitchen is outfitted with a Whirlpool refrigerator on the north wall and a Whirlpool range and hood on the west wall.

Furnishings and fittings: The cabinets along the north and west walls, installed in the 1984-85 renovation, have flush plastic-laminate drawer fronts and drawers with finger slots routed into the tops. The lower cabinets, set below a solid surface counter, fit between the refrigerator and the range. The upper cabinets extend over the appliances.

The lower cabinet has a plastic laminate countertop above four bays, with an opening for the dishwasher at the southeast end, two doors below the sink in the center bays, and four drawers in the northwest bay. The upper cabinet has four doors on the north wall and five doors on the west wall.

PAVILION VIII



B08 (Bedroom), looking southwest.

ROOM B07 BATHROOM

This small space houses the bathroom for the basement apartment. The current condition dates to renovations carried out in 1984-85. The 5' 6" by 7' 11" room includes a doorway in the north wall.

The 1961 Frederick Nichols floor plan shows this area and the room to the south (B06) forming a single space with access from the doorway in the north wall.

Floor: Twentieth-century brick pavers are laid north/south in a running bond.

Walls: The north and east walls are 1855 brick masonry, finished in plaster. The south wall is a 1984-85 framed partition. The west surface is framed out from the Jefferson pavilion's original rear wall. A framed partition screens the toilet from the rest of the room.

Ceiling: The plaster-on-lath ceiling is 8' 1" above the floor.

Door: The 1855 (or later) 5-1/8" wide single-

fascia architrave at the north doorway includes an outer cyma trimmed with a small fillet (Type T-4).

No. B071: The 3' 0-1/4" wide by 6' 5" high board-and-batten door, possibly original to the opening, is made up of 5-1/2" wide, 1-1/8" thick, tongue-and-groove boards fastened to three horizontal, beveled battens. Hardware: The twentieth-century door hardware includes two 4" high half-surface iron butt hinges; and a 3" by 4-1/4" iron rim lock with brass knobs and an oval brass escutcheon. Three wire hooks are fastened to the top batten. There is evidence on the east jamb for the placement of a rim lock keeper, below the current condition, and evidence for an earlier rim lock on the door at the same level.

Lighting/electrical: The bathroom is lit by a four-bulb vanity fixture above the medicine cabinet on the east wall, and by a ceiling fixture with a marbled glass shade above the toilet. Other electrical elements include three switches on the north wall and a receptacle on the east wall.

ARCHITECTURAL DESCRIPTION



B08 (Bedroom), looking northeast.

Plumbing: A bathtub/shower unit is positioned against the south wall, and a vitreous china toilet, stamped "11 13 84" inside the tank, sits at the west end of the south wall. A porcelain lavatory on the east wall is set in a solid core counter above a wood cabinet; the cabinet has a flush plastic laminate door with concealed hardware and a routed finger slot at the top edge. All of these fixtures date to the 1984-85 renovation.

Equipment: A ceiling exhaust fan is controlled by a wall-mounted switch.

Furnishings and fittings: A 1984-85 wood medicine cabinet and mirror are mounted to the east wall, above the lavatory. Other fittings include white resin towel bars in the northwest corner and a toilet paper holder on the west wall.

ROOM B08 BEDROOM

This room was the southeast basement room of the original Jefferson pavilion; the use of the room in that period is unknown. It now functions as the bedroom for the basement apartment.

The nearly square room, 13' 8" by 13' 5-1/4", includes a window in the south wall and a doorway in the north wall. An angled chimney breast extends across the northwest corner of the room. A recess in the east wall was a window opening prior to the 1850s.

The room retains much of its original character, with the exception of the lowered ceiling, and the closing of the east window opening when the 1855 addition was constructed. The chair rail is a twentieth-century addition to the space.

Floor: Wall-to-wall carpet covers the concrete floor.

Walls: The west wall is an original Jefferson-era wood-framed partition, finished in plaster-on-lath.

PAVILION VIII

The other three walls are plaster on original brick masonry. The northwest angled wall incorporates the chimney and fireplace.

Ceiling: The plaster-on-lath ceiling is 7' 4" above the floor. This surface is positioned 6" below the original ceiling surface. Pockets at the two windows allow the original trim to remain visible.

Chair rail: A twentieth-century, 3-1/8" high chair rail, symmetrically arranged with a center fillet flanked by small fillets and rounded moldings, is 2' 11 3/4" above the floor.

Door: The original north doorway is framed by a 5" wide single-fascia architrave (Type T-3).

No. B081: The twentieth-century board-and-batten door (3' 3-1/2" wide by 6' 5-3/4" high) is made up of 5" to 8-1/2" wide, 1-1/8" thick, tongue-and-groove boards fastened to three horizontal battens. Hardware: The hardware, contemporary with the door, includes three 4" high half-surface iron butt hinges; a 3" by 5-1/4" iron rim lock with brass knobs and an oval brass escutcheon; and a surface-mounted Corbin deadbolt on the south face with a key cylinder on the north face. There is evidence on the east door jamb for two 3" high butt hinges.

Window: The original south window opening has a 5" wide single-fascia architrave (Type T-3) that frames splayed wood reveals. The opening sits above a bullnosed sill. The replacement twentieth-century, 6/6 double rope-hung wood sash have 12" by 14" panes, 5/8" wide muntins, original iron pulleys, and a recent brass sweep thumbblatch on the meeting rails.

The original east window opening, with similar trim, has been converted to a shelving unit with four wood shelves.

At both openings, the top of the architrave extends up into a pocket beyond the lowered ceiling.

Fireplace: The original plastered brick chimney breast extends diagonally across the northwest corner of the room. The original brick firebox, painted black, has a small semi-elliptical arched opening. The hearth, largely covered by the carpet, appears to be concrete, painted black.

Heating: An exposed, surface-mounted, fan coil radiator is positioned near the south window.

Lighting/electrical: There is no fixed lighting fixture in the room. Electrical elements include duplex receptacles in the east, west, and south walls; and a switch in the north wall.

Equipment: There is a communication receptacle on the south wall.

Furnishings and fittings: The room is currently furnished as a bedroom.

(Closet B09 described with Vestibule B04)

ROOM B10 OFFICE

This 13' 8" by 11' room, now used as an office, includes a window in the south wall and a doorway in the west wall. An angled chimney breast extends across the northeast corner of the room.

The original 1819 Jefferson floor plan illustrates a very different condition for this room. No west partition is shown on that plan; instead this area forms part of the narrow stair hall (B12). That larger space included the southwest alcove that houses the stair to the first floor. The plan also shows a doorway in the east partition opening to Room B08. The circa 1853 plan for the expansion of the pavilion shows this room as it now exists. There is no opening in the east partition and the room is enclosed by a west wall that includes a doorway to the hall.

Floor: Wall-to-wall carpet covers the concrete floor.

Walls: The west wall is a framed partition (not shown on Jefferson's 1819 floor plan), finished in plaster-on-lath. The other three walls are plaster on original brick masonry.

Ceiling: The plaster-on-lath ceiling is 7' 4" above the floor.

Door: The 1984-85, 5" wide single-fascia architrave at the west doorway includes an outer cyma trimmed with a small fillet (Type T-4). This opening is contemporary with the partition.

No. B101: The 1984-85 board-and-batten door (2' 11-5/8" wide by 6' 3-1/2" high) is made up of 5-1/2" wide, 1-1/8" thick, tongue-and-groove beaded boards fastened to three beveled-edge, horizontal battens. Hardware: The hardware, contemporary with the door, includes three 4" high butt hinges; a 3-3/4" by 4-3/4" rim lock with brass knobs; and a surface-mounted Corbin deadbolt on the east face with a key cylinder on the west face.

Window: The original south window opening has a 4-3/4" wide single-fascia architrave that frames splayed reveals lined with plain wood panels. The opening sits above a bullnosed sill. The twentieth-century, 6/6 double rope-hung wood sash have 12" by 14" panes, 5/8" wide angled muntins, original iron pulleys, and a recent brass sweep thumbblatch on the meeting rails.

ARCHITECTURAL DESCRIPTION



B10, looking southeast

Fireplace: The original plastered brick chimney breast extends diagonally across the northeast corner of the room. The brick firebox, painted black, has a small semi-elliptical arched opening. The carpet covers much of the hearth.

Heating: An exposed, surface-mounted, fan coil radiator is positioned near the south window. A Honeywell thermostat is mounted to the west wall.

Lighting/electrical: The room is lit by two recessed can ceiling fixtures. Other electrical elements include duplex receptacles in the east and west walls and a switch in the west wall.

Equipment: There is a communication receptacle on the east wall.

Furnishings and fittings: A bulletin board is mounted to the west wall.

ROOM B11 STORAGE

This storage room was created in 1984-85 from the original Jefferson-era basement central hall. The

5' 11" by 8' 1-1/4" space includes a doorway in the west partition.

The hall originally extended fully through the original pavilion. After the construction of the 1855 addition, the space continued to the east end of the basement.

Floor: Twentieth-century concrete.

Walls: The north and south walls are plaster on original brick masonry. The east and west walls are framed 1984-85 partitions finished in gypsum board. A circa 1961 metal mesh partition, moved to this position in 1984-85, extends north/south across the center of the room.

Ceiling: The plaster-on-lath ceiling is 8' 1-1/4" above the floor.

Door: The 5-1/8" wide single-fascia architrave at the 1984-85 west doorway includes an outer cyma trimmed with a small fillet (Type T-4). The opening in the mesh partition has a plain metal frame.

No. B111: The 1984-85 board-and-batten door (2' 11-3/4" wide by 6' 5" high) is made up of 5-1/2"

PAVILION VIII

wide, 1-1/8" thick, tongue-and-groove beaded boards fastened to three beveled-edge, horizontal battens. Hardware: The hardware, contemporary with the door, includes two 3-1/2" high iron butt hinges; and a 3-3/4" by 4-3/4" iron rim lock with brass knobs.

No. B112: The door in the metal mesh partition is an "X"-framed metal door. Hardware: The hardware, contemporary with the door, includes a pair of 3" butt hinges and a padlock hasp.

Lighting/electrical: The space is lit by three fluorescent ceiling fixtures.

Equipment: A push-button security key box is fastened to the top batten of the west door. There is a CWSI panel for the fire system above the west door.

ROOM B12 STAIR HALL

This L-shaped hall in the southwest corner of the pavilion is 13' 7" by 4' 0", projecting 8' west to house the staircase from the basement to the second floor. The hall includes single doorways in the east and north walls, a window opening high in the west wall; and doors inserted to enclose the stair and the space underneath the stair.

Originally, the hall and stair alcove were not separated by the existing doors and partition, but formed a single continuous space.

This hall shares a room number with the vestibule to the north (described separately).

Floor: Wall-to-wall carpet covers the floor.

Walls: The north, south, and west walls are original brick masonry finished in plaster. The east wall is a framed partition (not shown on Jefferson's 1819 floor plan), finished in plaster-on-lath. Board partitions enclose the stair and stairwell.

A 5-1/4" high fascia board, trimmed with flush beads at the upper and lower edges, extends along the original section of the west wall, immediately below the window opening. The top of the rail is 6' 2-1/2" above the face of the carpet.

Ceiling: The plaster-on-lath ceiling is 8' 0" above the face of the carpet.

Baseboard: A 5" high splashboard, trimmed with a flush bead on the upper edge, extends along the south wall.

Doors: The north doorway is framed by a 4-1/2" wide single-fascia architrave. The 5" wide single-fascia architrave at the east doorway includes an outer cyma trimmed with a small fillet (Type T-4). A small bead trims the opening to the stair. The

door to the space beneath the stair is set flush with the partition, without trim.

No. B121: There is no door in this opening, but evidence for hardware remains on the door trims: a pair of 4-1/2" high butt hinges on the inner bead of the east architrave; a pair of 4-1/2" butt hinges on the stop of the west architrave; and a corresponding keeper in the stop of the east architrave.

No. B122: This 1984-85 flush wood door has a cutout for a handle. Hardware: The door hardware includes a piano hinge and a magnetic latch.

No. B123: The 2' 8" wide by 7' 4" high by 1-1/2" thick stile-and-rail door has four raised panels on the hall space, and four plain raised/recessed panels on the stair face. Hardware: The door hardware includes a pair of 4-1/2" high iron butts; a 3" by 4-1/4" iron rim lock with brass knobs; and a Corbin surface-mounted bolt with a turnkey on the east face and a key cylinder on the west face.

Window: The original window opening at the top of the west wall is framed with a 1-1/2" fascia trimmed with a bead, and sits above a bullnosed sill. The opening is fitted with a later horizontal three-light sash.

Stair: The original stair begins with seven risers ascending west to a landing, then turns north to ascend seven risers east to the first floor. The stained, varnished, bullnosed treads average 10-3/4" deep. The 8" high risers (including the nosing) are trimmed with a small cavetto molding beneath the nosing. The string brackets are stylized c-scrolls.

The 2-1/4" wide rounded wood handrail is supported by rectangular 3/4" by 1" balusters, spaced 3-1/8" to 3-3/4" apart (three per tread), and tapered, column-like newel posts positioned at the beginning and end of each stair run.

The bottom surface of the stair is finished in wide tongue-and-groove beaded boards.

Heating: A finned tube baseboard radiator extends along the east wall, south of the doorway.

Lighting/electrical: A two-arm wall bracket is mounted to the east wall. Other electrical elements include a switch and duplex on the east wall.

ROOM B12 VESTIBULE

This vestibule was originally part of the central hallway that extended east/west through the Jefferson-era basement. The 5' 11" by 4' 3" space includes single doorways in each wall.

Floor: The floor, which ramps up to the higher floor level in B02, is covered in wall-to-wall carpet.

ARCHITECTURAL DESCRIPTION



Vestibule B11, looking east.



Stair hall B12, looking north.

Walls: The north, south, and west walls are plaster on original brick masonry. The east framed partition is finished in gypsum board.

Ceiling: The plaster-on-lath ceiling is 8' 0" above the carpet.

Doors: The north, south, and east doorways are framed by 4-3/4" to 5-1/8" wide single-fascia architraves, each including an outer cyma trimmed with a small fillet (Type T-4). The low west doorway has a 5" wide single-fascia architrave (Type T-3).

No. B124: The early, possibly original, board-and-batten door (3' 2-1/4" wide by 6' 4-1/2" high) is made up of 5-1/2" wide, 1-1/8" thick, tongue-and-groove beaded boards fastened to three beveled-edge, horizontal battens (Type D-2). The bottom rail is covered in sheet metal, fastened with three sheet metal straps. **Hardware:** The hardware includes two 4-1/4" high iron butt hinges; at the top hinge, the outer flange is mounted to the architrave fascia; the bottom hinge is a half-surface hinge. The 3" by 4-1/4" iron rim lock has brass knobs. A

deadbolt is surface-mounted to the north face of the door. There is outline evidence below the upper batten for the possibly position for an original HL hinge.

Lighting/electrical: The vestibule is lit by a recessed can ceiling fixture. There is a switch near the east doorway.

ROOM B13 CLOSET BENEATH STAIR

This area was originally an extension of the hall (B12); the stair was not enclosed.

Floor: Unfinished excavated floor. The original brick surface was removed at an undetermined date.

Walls: The north wall, and the low west wall, are finished in plaster on original brick masonry. The tongue-and-groove boards that fill the space beneath the south flight of stairs are old, but not original.

Ceiling: The north flight of stairs forming the

PAVILION VIII



B14, looking south.

ceiling of this storage area is finished in original plaster on wood lath.

Plumbing: The secondary hot water supply, return, and reverse return piping enters the pavilion through an opening beneath the stair. Cold water pipes to the condenser and insulated pipes are positioned in the southeast corner.

Equipment: On the south wall is a General Electric Panametrics meter and an Aquatrons Flow-meter.

ROOM B14 MECHANICAL SPACE

This brick vaulted room exists outside the perimeter walls of the original Jefferson pavilion, beneath the recessed area at the entrance to the pavilion.

The 19' 9-1/2" by 4' 1-3/4" barrel-vaulted space includes three arched recesses in the west wall and a doorway in the east wall. The brick projections that form the recesses are the foundations for the two full and two half columns that are the primary

feature of the west façade of the pavilion.

Floor: The unfinished floor is approximately 1' 3" below the adjacent vestibule (B12) floor.

Plywood is laid along the east edge of the floor.

Walls: The walls are unfinished original brick masonry. Three arched vaults extend to the west.

Ceiling: At its highest point, the original barrel-vaulted brick ceiling is approximately 7' 3-1/2" above the floor.

Door: An original low doorway in the east wall is trimmed with a plain wood frame.

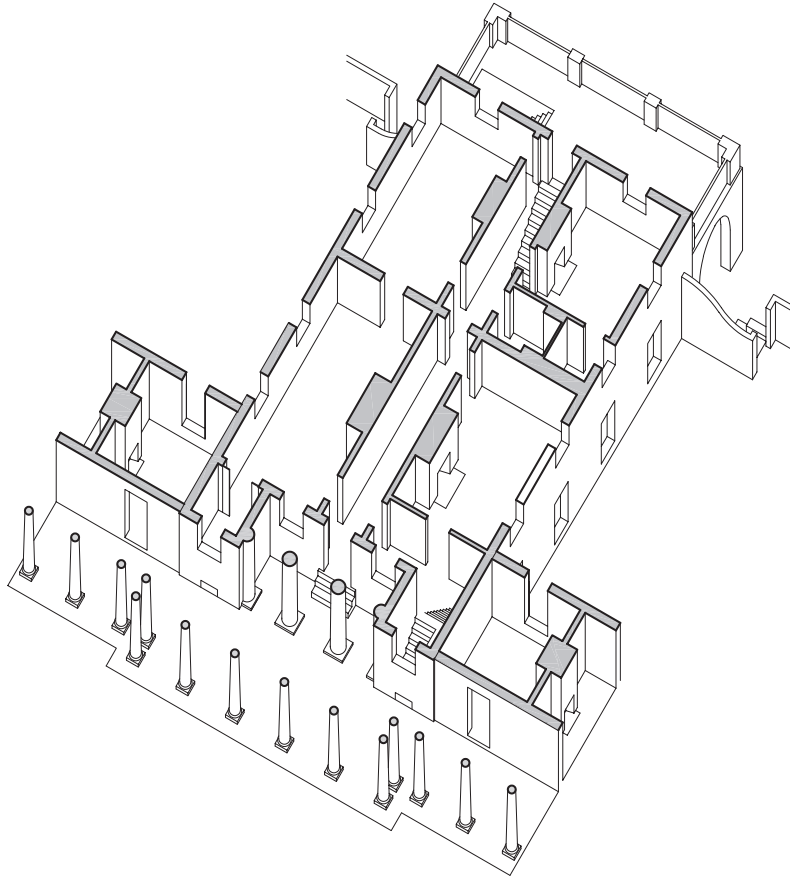
No. B141: The board-and-batten door (3' 3-1/2" wide by 4' 9-1/4" high) is made up of 3-3/8" wide, 3/4" thick, tongue-and-groove boards fastened to two horizontal battens. Hardware: The hardware includes a pair of 6" long strap hinges and a hook-and-eye latch.

Lighting/electrical: The space is lit by three bare-bulb utility fixtures hung from the ceiling. Other electrical elements include a switch near the doorway and Square D safety switches north and south of the doorway.

Plumbing: The secondary hot water supply, return, reverse return, and chilled water pipes extend north/south through the space, with openings broken through in the north and south walls. One of the second hot water supply pipes branch off to a tertiary hot water pump (installed in 1985) at the north end of the room to distribute hot water to the basement heating units.

Equipment: A fire alarm box is mounted to the east wall.

ARCHITECTURAL DESCRIPTION




FIRST FLOOR

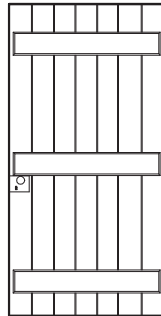
The first floor includes two distinct areas: the original Jefferson era pavilion forming the west half of the plan, and the 1855 addition to the east. The original rear brick masonry wall of the Jefferson structure provides a clear separation between these areas.

The first floor plan as originally completed in 1823 appears to follow Jefferson's 1819 scheme. A significant feature of Pavilion VIII is the wide recessed entry bay that introduces some plan conditions unique to this structure. The projecting south bay flanking the recessed entry houses the stair that extends from the basement to the second floor. The corresponding north projection houses small alcove-like spaces that are extensions of the larger rooms immediately to their east.

Jefferson's plan includes a central hall that extends east-west through the original pavilion. North of this passage is room 102 that includes one of the alcove extensions. This large space was to function as the professor's classroom. The slightly smaller but equally



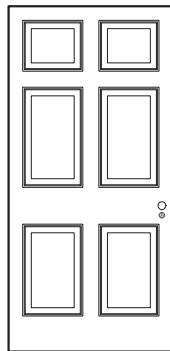
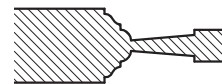
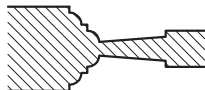
D-1



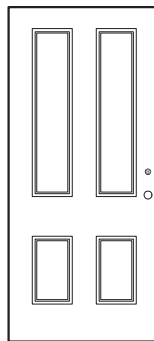
D-2




D-3



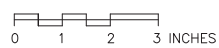
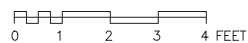
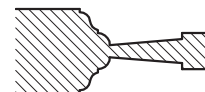
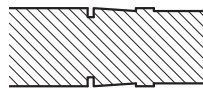
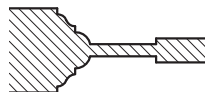
D-4



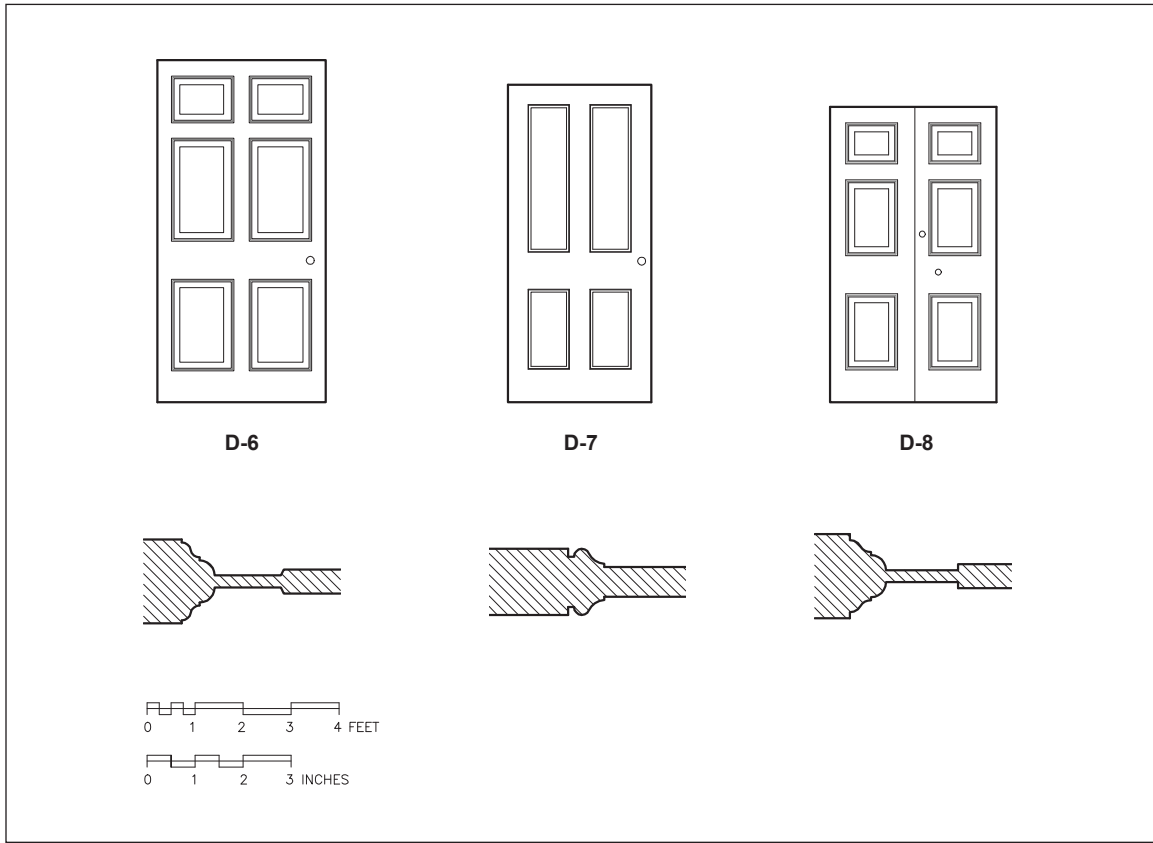
D-5



D-6



Typical doors



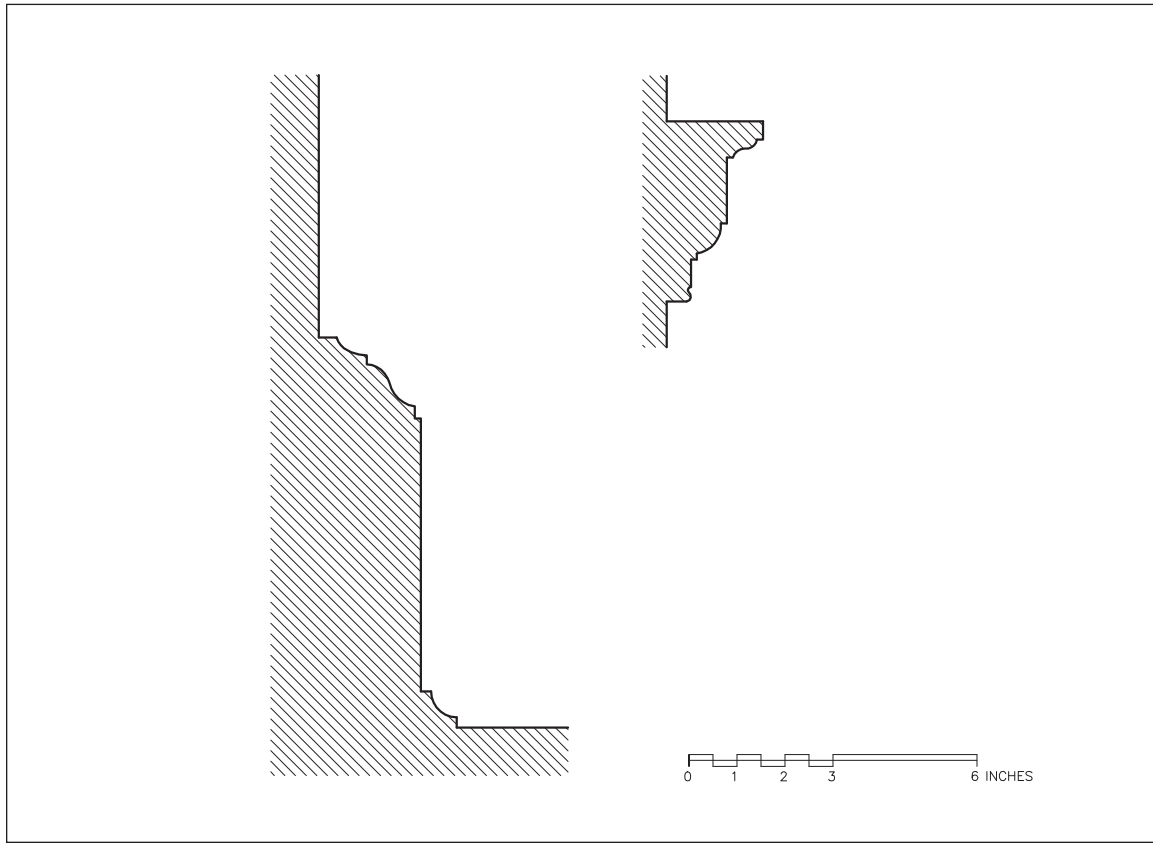
Typical doors

impressive room (108) south of the central hall functioned as the professor's dining room. Immediately west of this room is a hall (110) and the alcove housing the stairway.

The Neilson plan of 1821 illustrates the same conditions with some exceptions. That plan more accurately illustrates the stair as constructed and also includes a second doorway opening from the rear of the central hall into the classroom. Such a doorway does not now exist and there is no visible evidence for such a feature.

Generally, the original portion of the pavilion retains most of its original architectural finishes including the handsome staircase, various trims and doors and window sash. Significant changes include the replacement of the original fireplace mantels, probably as part of the enlargement of the pavilion in the 1850s. The fine Greek Revival-inspired mantel remains in room 102, the space intended to serve as the classroom, but which instead functioned as a formal parlor for most of the pavilion's occupants. Room 108, the intended dining room, served as a study after the 1855 expansion. In the twentieth century, an elaborate wood cornice was installed in the room.

The other important early modification was the insertion of a pair of doors in the wide elliptical opening joining the alcove (101) to Room 102. This insertion resulted in the creation



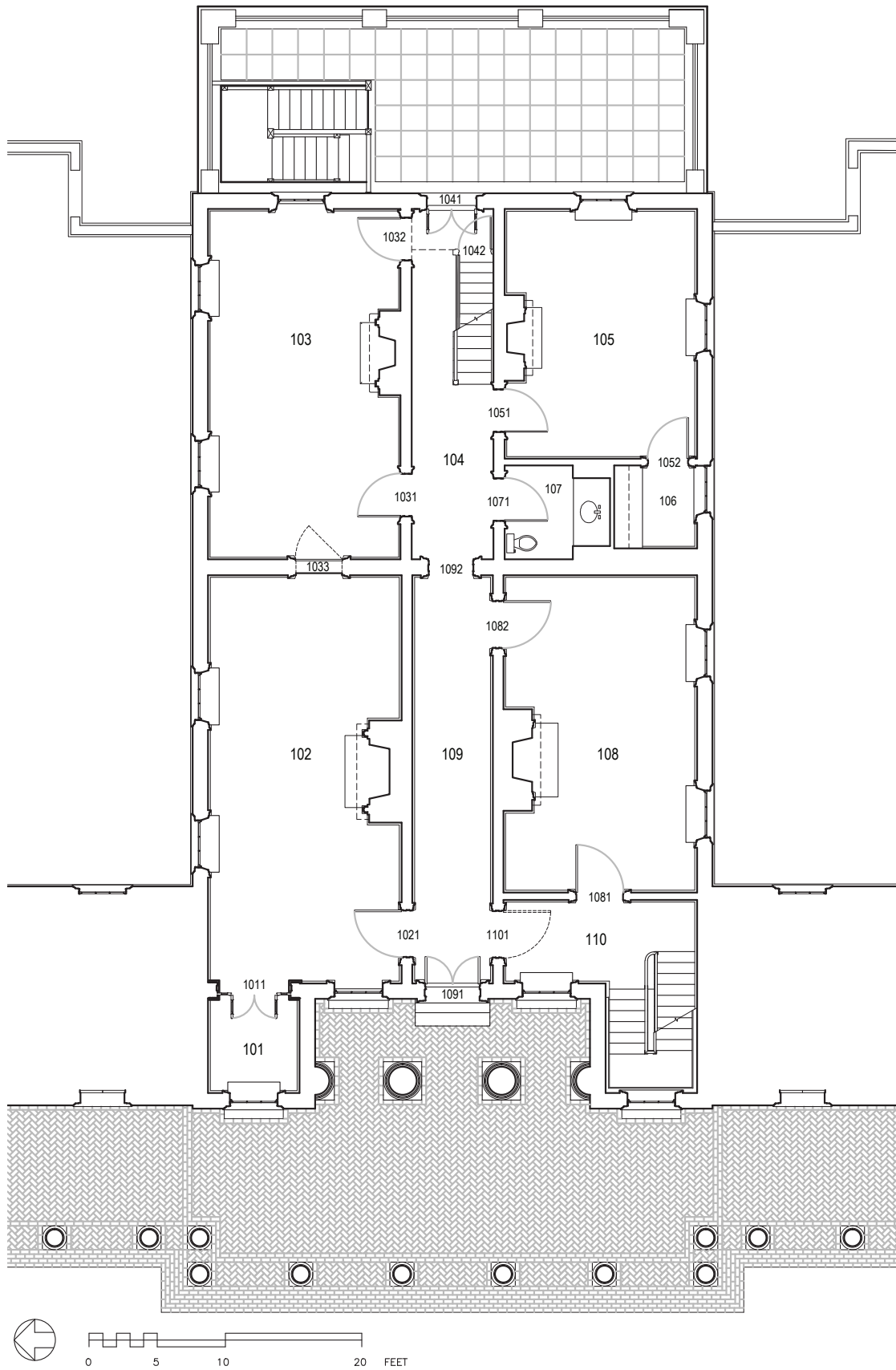
Typical baseboard profile (left) and chair rail profile (right)

of a small, separate room, but diminished the original intended effect of the open elliptical arch and the view of the arched window in the west wall.

The layout of the east addition generally follows the circa 1853 floor plan for that expansion. The central hall is a continuation of the original hall. The large room (103) north of the hall served as the new dining room, removing that function from room 108. The smaller room (105) south of the hall was to function as a bedchamber. Both rooms included fireplaces: the original Grecian mantel remains in the north room; the mantel in Room 105 is a twentieth-century reproduction of a Jefferson era example that is not consistent with the period of the addition.

The space to the west of room 105, as shown on the circa 1853 floor plan, was divided into two small rooms, a china closet and a dressing room, to service the adjacent bedchamber. A similar division exists today, but the north room now houses a toilet and lavatory while the south half is arranged as a small office. The stair in the central hall (104) retains its 1850s character inspired by the stair in Jefferson's pavilion.

The first floor descriptions begin in the small alcove-like room 101 that now serves as an office.



First floor plan.

PAVILION VIII

ROOM 101

This small, alcove-like space was originally open to the larger room (102) immediately to the east. The 6' 8-1/2" by 6' 11-1/2" space includes an arched opening in the east wall and an arched window opening in the west wall.

The door, consisting of two fixed and two active panels, was inserted in the opening at an early date. The recessed panel in the jambs of the arch was modified to accept the insertion of the paneled door leaves. There is evidence on the paneled surface of the elliptical arch that a transom was installed at some time but later removed.

This small room is a result of the exterior design of the pavilion, with its recessed entry bay, rather than some intended function adjacent to the larger room.

Floor: Original, random-width (3-1/2" to 5" wide) tongue-and-groove boards are laid north/south.

Walls: All four walls are finished in plaster on original brick masonry.

Ceiling: The plaster-on-lath ceiling is 10' 9-1/2" above the floor.

Baseboard: The original 8-1/2" high baseboard includes a 6-1/2" splashboard with a 1-3/4" molded top with a later cavetto shoe molding.

Door: The original arched east opening is framed by fluted pilasters supporting a 9" wide two-fascia elliptical arch featuring a molded wood keystone. The early insertion of the horizontal molded wood lintel is contemporary with the doors. The widths of the panels in the sides of the pilasters were narrowed to accommodate the placement of the side panels.

No. 1011: The wide opening is fitted with a pair of stile-and-rail doors, each 1' 8" wide by 6' 7" high by 1-1/2" thick, flanked by narrow fixed side leaves (Type D-3). The doors and leaves each have three raised panels. Hardware: The twentieth-century hardware includes pairs of 3-1/2" high iron butt hinges at each door. The north door has a 3-1/4" by 4" iron rim lock with brass knobs, and a Corbin bolt. On the south door are the keepers and brass slide bolts on the top and bottom rails. There is no visible evidence for earlier hardware.

Window: The original arched-top window opening in the west wall is framed by a 6-1/2" wide two-fascia architrave (Type T-7) and plain straight reveals. A pocket behind the arched architrave accommodates the lower sash when raised. A



Room 101, looking west.

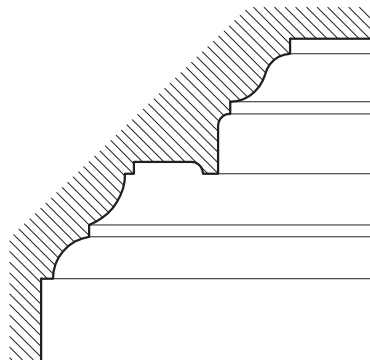
twentieth-century radiator enclosure covers the sill and apron. The original 9/6 rope-hung sash has 5/8" wide muntins, 12" by 16" panes, original brass pulleys, and twentieth-century brass sweep thumbblatches on the meeting rails. In the upper sash, the muntins curve and intersect to frame the lights within the arch.

Heating: A fan coil unit below the window is covered by a wood radiator box with an inset metal grate panel. There is a thermostat within an aspirating box on the north wall.

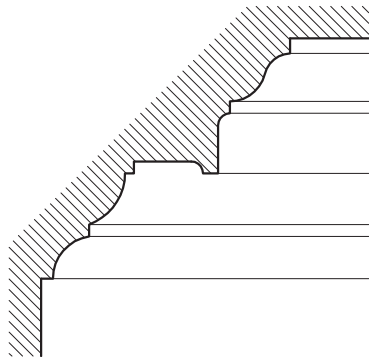
Lighting/electrical: The space is lit by a 1984-85 surface-mounted can ceiling fixture. Other electrical elements include a switch, a duplex receptacle, a Square D electrical panel, and a fire alarm repeater on the north wall.

Equipment: A wireless router is fastened to the header above the doorway.

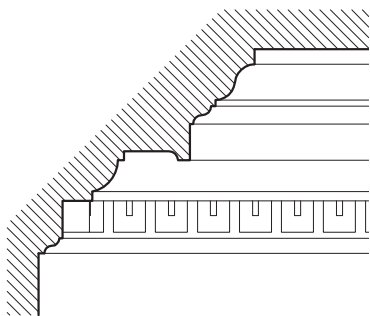
Furnishings and fittings: The original function of such a small space is undetermined but an alcove such as this, adjacent to the much larger parlor,



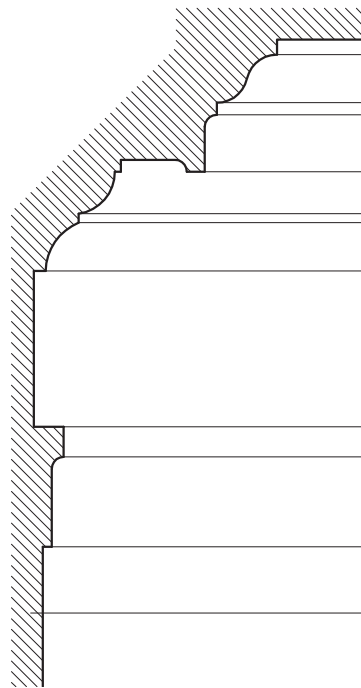
ROOM 102 CORNICE




ROOM 109 CORNICE



ROOM 108 CORNICE



ROOM 203 ENTABLATURE



PAVILION VIII

probably served as an intimate seating area. The early addition of the doors made other uses possible, including the current office function.

A bulletin board is mounted to the north wall.

Finishes investigation: The Kutney analysis revealed original finishes of a tan-colored paint (10YR 8/2 – 10YR 8/4) on the window architrave, sash, and arch architrave. The Welsh report found pencil graffiti on bare plaster, indicating that the surface was initially unpainted. The first finish was a yellowish white (5Y 9/1) distemper paint.

ROOM 102 COMMONS ROOM, FORMER LECTURE ROOM

Currently the largest room in the house, this space, originally intended as the professor's lecture room and later used as a parlor, is now used by the University Guide Service. The long, rectangular space, 14' 2-1/2" by 29' 11-1/2", includes a wide chimney breast and fireplace centered on the south wall with a doorway to the west; two windows in the north wall; a doorway in the east wall; and a single window in the west wall. An arched opening in the west wall leads to a small enclosed alcove (101).

The Jefferson and Neilson floor plans record the original configuration of the large room. There were four window openings (the east window was converted into a doorway in the 1850s). The plans show two doorways in the south wall, but there is currently no discernible evidence for an opening east of the chimney breast.

The west alcove (101) was originally open to this room; the doors enclosing the space are an early insertion.

Throughout the nineteenth century, this room functioned as a parlor, and a fine photograph from the late nineteenth-century records the room as arranged for Professor Charles Venable. A significant surviving early modification is the Greek Revival mantel from circa 1830s-40s that replaced the original Jefferson era mantelpiece.

Floor: Wall-to-wall carpet covers the floor. The wood floor surface probably matches the floor exposed in the adjacent space (101).

Walls: All four walls are plaster on original masonry.

Ceiling: The plaster-on-lath ceiling is 10' 8" above the floor.

Baseboard: The original 8-1/2" high baseboard includes a 6-1/2" splashboard with a 1-3/4" molded top with a later cavetto shoe molding.

Cornice: The original 10" high wood cornice is composed of a cavetto and quarter-round bed molding; a projecting plain frieze; and a fillet and cyma recta crown molding.

Doors: The east and south doorways have two-fascia wood architraves (Type T-7) and deep paneled reveals. The south opening is original, but the east doorway was created from an original window opening when the east addition was constructed in 1855, when the opening was lowered and the trim modified. The 1853 floor plan and the 1961 Frederick Nichols plan show a wide opening in this location. The original arched west opening is framed by fluted pilasters that support a 9" wide two-fascia that arches up to a molded wood keystone. The Jefferson and Neilson plans, and the plan for the 1855 east addition, show an additional doorway in the south wall, east of the chimney breast, but there is no discernible evidence for such an opening.

The later east door is fixed shut, and the opening filled with a plywood panel.

No. 1021: The original 3' 5-1/2" wide by 7' 2" high by 1-3/4" thick stile-and-rail door has six raised panels (Type D-4). Hardware: The door hardware includes a pair of original 4" high iron butt hinges attached with later screws; a twentieth-century 5-1/4" high iron mortise lockset with a pair of brass knobs and oval keyhole escutcheons; and a Corbin surface-mounted bolt on the south face with a key cylinder on the north face. There is no clear evidence for earlier hardware.

Windows: The two original openings in the north wall have two-fascia wood architraves (Type T-8) that terminate at splashboard-height plinths. The architraves frame plain splayed wood reveals. Radiator covers hide the sills and aprons. The original 6/6 double rope-hung wood sash have 12" by 18" panes, 3/4" muntins, original brass pulleys, and recent brass sweep thumb latches on the meeting rails.

The original west arch-topped opening is framed by a 6-1/2" wide two-fascia architrave (Type T-7) and straight reveals. The architrave's outer cyma recta molding, with its inner bead, differs from the plain cyma molding on the door and north window trims. The paneled apron is trimmed with a plain splash board. Like the sash in room 101, the original 9/6 rope-hung sash has 5/8" wide muntins and 12" by 16" panes, with curved muntins at the top of the upper sash. The brass pulleys are original but the brass latch is recent.

ARCHITECTURAL DESCRIPTION



Room 102, looking east.

Fireplace: The original 7' 6" wide brick chimney breast projects 2' 4-1/2" from the south wall. The brick-lined firebox (2' 11" high by 3' 11" wide) and the stuccoed surround are painted black. The later Greek Revival (1830s-40s) wood mantel features fluted attached Doric columns supporting a plain frieze, a bed molding, and a 1-1/2" thick mantel shelf. A narrow fascia frames the surround. The mantelpiece is 4' 6-3/8" high.

The hearth appears to be 5' 1-1/4" wide and projects 1' 10 3/4" from the surround; the carpet covers part of the hearth.

Heating: Fan coil units below the north windows are covered by wood radiator boxes with inset metal grate panels. There is a thermostat within an aspirating box on the east wall.

Lighting/electrical: Gas lighting was installed in the pavilion in 1858, during the occupancy of

Professor Maupin, and an electrified gasolier of that period is shown in the nineteenth-century photograph of the room. The room is currently lit by pairs of two-arm wall brackets on the north and south walls. Other electrical elements include a switch near the southwest doorway and duplex receptacles in the east and west walls.

Furnishings and fittings: Originally intended as the professor's lecture room, this large space soon functioned as the parlor and is so designated on the plans for the 1853-55 addition.

The nineteenth-century furnishing of the parlor is recorded in a photograph of the room looking east, taken during the occupancy of Charles Venable (1886-96). The eclectic array of furnishings includes a fine Rococo style parlor suite from the 1850s. The floor is covered in a patterned wall to wall carpet and the mantel shelf is hidden by

PAVILION VIII



Room 102, looking northwest.

draped fabric. Portieres conceal the door opening in the east wall.

An ornate cast-iron coal stove is positioned in the fireplace opening. A handsome circa 1860 gasolier, converted to electricity, is suspended from the center of the ceiling.

Finishes Investigation: The Kutney analysis of the original portions of the trim of the west arched opening revealed the same tan paint finish (10YR 8/2) found in the alcove (101).

The wood plinth block of the architrave retains an original finish of a dark red paint followed by a dark brown.

The wood mantel retains layers for a black faux marbled finish.


The Welsh report indicates that the plaster walls were covered in a wallpaper (rag content) applied to unpainted plaster.

ROOM 103 CLASSROOM, 1855 DINING ROOM


The circa 1853 floor plan for the addition to the pavilion indicates that this large room was to serve as the dining room. That function was originally located in room 108.

The 14' 1-1/2" by 25' 8-1/2" room that fills the north end of the 1855 addition includes two windows in the north wall, a single window in the east wall, and a chimney breast and fireplace flanked by doorways on the south wall. A doorway in the west wall was an 1823 window opening prior to the construction of the addition.


The room retains all of its mid-nineteenth century character, with the exception of the replaced east window sash. The circa 1853 floor plan indicates that the west doorway was to be a wide opening,



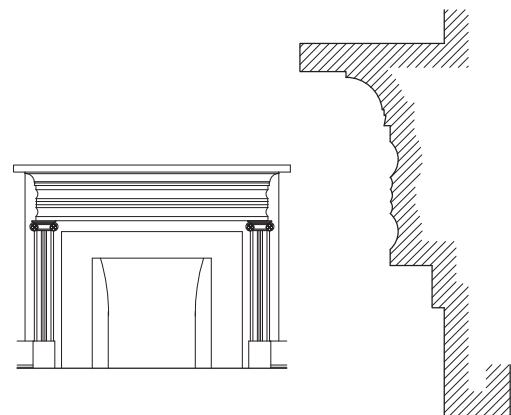
ROOM 108 MANTEL



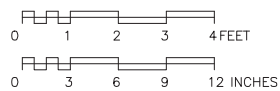
ROOM 102 MANTEL



ROOM 105 MANTEL



ROOM 103 MANTEL



PAVILION VIII



Room 103, looking west.

and the 1961 Frederick Nichols floor plan shows such a condition; the current narrower width may be a recent modification.

Currently, this space functions as a meeting/seminar room.

Floor: The 1855 random-width (4-1/2" to 5-1/4" wide) tongue-and-groove boards are laid east/west.

Walls: The west wall is the original rear wall of the pavilion; the north, east, and south walls date to the 1855 addition. All four walls are brick masonry finished in plaster.

Ceiling: The plaster-on-lath ceiling is 10' 8" above the floor.

Baseboard: The 1855 baseboard is 9" high, and includes a splashboard with a 1-3/4" molded top and a later cavetto shoe molding.

Chair rail: The twentieth-century 3-3/4" high wood chair rail is 2' 11" above the floor.

Picture rail: A picture rail was removed from the

walls during the 1984-85 renovation.

Doors: The two 1855 south doorways and the west doorway are framed by 6-1/4" wide two-fascia architraves (Type T-7), set on splash-height plinths, with paneled reveals. The circa 1853 floor plan shows a wider opening in the location of the current west doorway.

No. 1031: The 1855 3' 1-1/2" wide by 6' 10" high by 1-5/8" thick stile-and-rail door has four vertical recessed panels (Type D-5). Hardware: There is evidence for an original 4-1/2" high rim lock. The twentieth-century replacement hardware includes a pair of 4-1/2" butt hinges; a 5-1/4" high mortise lockset (marked "P1") with brass knobs; and a 2-1/4" high mortise deadbolt with a key cylinder on the south face and a turnkey on the north face.

No. 1032: The 1855 3' 1-1/2" wide by 6' 10" high by 1-5/8" thick stile-and-rail door has four vertical recessed panels (Type D-5). Hardware: The door

ARCHITECTURAL DESCRIPTION

hardware includes an original pair of 3-1/2" high iron butt hinges; a twentieth-century replacement 5-1/4" high mortise lockset (marked "P11") with brass knobs; and a 4-1/4" high mortise deadbolt with a key cylinder on the south face and a turnkey on the north face.

No. 1033: The 3' 6-1/2" wide by 7' 2" high by 1-3/4" thick stile-and-rail door has six raised panels (Type D-4). Hardware: The twentieth-century door hardware includes a pair of 4" high butt hinges and a 5-1/4" high mortise lockset with a pair of brass knobs and oval keyhole escutcheons.

Windows: The two north window openings and the east opening date to 1855. All three windows are framed by 6-1/4" wide two-fascia architraves (Type T-9) that terminate at splash-height plinths, and have plain angled reveals.

The two north openings are fitted with 1855 6/6 double rope-hung sash with 12" by 18" panes, 5/8" angled muntins, original pulleys, and recent brass thumbatches on the meeting rails. Radiator covers hide the sills and aprons. At the east window, the bullnosed sill sits above a paneled apron. The 6/6 east sash are twentieth-century replacements with 1" wide muntins.

Fireplace: The 1855 6' 2-1/4" wide plastered brick chimney breast projects 1' 6-1/2" from the south wall. The brick-lined firebox and the surround are painted black. The surround (possibly stone) is bordered by a 2" to 2-3/4" wide wood trim, flanked by stylized Ionic pilasters with symmetrical beaded shafts; small rosettes ornament the capital volutes. The 8-3/4" high frieze above the pilasters includes a central horizontal band of fluting set between scotia moldings. A simple 3-1/2" cornice of fillets and a large cavetto molding supports the mantel shelf, 4' 3" above the floor.

The 1855 5' 1-1/2" wide brick hearth projects 1' 4" from the surround.

Heating: Fan coil units below the north windows are covered by wood radiator boxes, each with an inset metal grate panel. There is a thermostat within an aspirating box near the southwest doorway.

Lighting/electrical: The room is lit by pairs of single-arm wall brackets on the north and south walls, and by three recessed can ceiling fixtures. Other electrical elements include duplex receptacles in the north, south, and east walls; a fourplex receptacle on the west wall and a switch near the southwest doorway.

Furnishings and fittings: This room was furnished as a dining room during the second half of the

nineteenth century.

Blackboards are now mounted to the north wall, between the windows, and to the west wall, north of the doorway.

Finishes investigation: The Kutney analysis revealed original painted surfaces: a tan paint (10YR 8/2) on the door architrave and baseboard; and a gray (2.5Y 8/2) covered in a thin black layer, a faux marble finish, on the mantel.

The door retains evidence for original faux wood graining (a coral color covered in a red resinous surface).

An initial cream-colored paint surface and a second finish of wallpaper were found on the plaster walls.

ROOM 104 EAST STAIR HALL

This long, narrow hall (6' 0" by 25' 8-1/2") extends east/west through the center of the 1855 addition and forms an extension of the original hall (109) to the west. The hall includes two doorways in the north wall, two in the south wall, the original pavilion rear entrance in the west wall, and an 1855 exterior entrance in the east wall. The stairs to the basement and the second floor are positioned against the south wall.

This hall retains all of its 1855 character, which was inspired by the detailing of the original Jefferson pavilion. The rear entrance doors appear to be the Jefferson rear doors, moved to their new location when the addition was constructed.

Floor: Wall-to-wall carpet covers the wood board floor.

Walls: The west wall is the original rear wall of the pavilion; the north, east, and south walls date to the 1855 addition. All four walls are brick masonry finished in plaster.

The space below the stair to the second floor is enclosed by an 1855 surface composed of five wood panels.

Ceiling: The plaster-on-lath ceiling is 10' 9-3/4" above the floor.

Baseboard: The 1855 baseboard is 9" high, and includes a splashboard with a 1-3/4" molded top. A plain splash board trims the base of the paneling below the stair.

Doors: A 7" wide two-fascia architrave (Type T-10) frames the pavilion's original rear entrance in the west wall; above the doorway is an original rectangular transom fitted with a fixed eighteen-light sash. There is hinge evidence on the jambs

PAVILION VIII



East stair hall 104, looking west.



East stair hall 104, looking east.

for the original pair of door leaves.

The other doorways in the hall date to the 1855 addition. The two north openings and two south openings are framed by 6" to 6-1/4" wide two-fascia architraves (Type T-7). A plain fascia and flush bead trim frames the doorway to the basement stair. The east entrance has a 6-1/2" wide two-fascia architrave that retains early paint evidence; it may be used from the original 1823 pavilion. The outer cyma is trimmed with a flush bead. The stair landing cuts across the transom, such that the twenty-five light sash with radiating muntins extends up into the landing.

No. 1041: The east entrance is fitted with a pair of stile-and-rail door leaves, probably the 1823 leaves removed from the original east entrance. Each door leaf is 1' 10" wide by 6' 11" high with three raised panels (Type D-6). Hardware: The door leaves are hung on original 4" butt hinges. The

north leaf has a twentieth-century replacement, 3-1/4" by 3-3/4" cast-iron rim lock with old, reused brass knobs; and a twentieth-century surface-mounted deadbolt with a turnkey on the interior face and a key cylinder on the exterior face. On the south leaf are the keepers as well as twentieth-century vertical brass slide bolts on the top and bottom rails. Markings for the original knob and keyhole positions indicate that originally the door had a large rectangular rim lock.

No. 1042: The 1855 2' 4-3/4" wide by 6' 7-1/2" high stile-and-rail door has four vertical recessed panels. Hardware: The door hardware includes an 1855 pair of 3-1/2" high iron butt hinges; an 1855 4-1/2" by 5" cast-iron, Carpenter-type rim lock with replacement stamped-iron knobs and the 1855 decorative keyhole escutcheon; and a twentieth-century surface-mounted bolt on the west face with a key cylinder on the east face.

ARCHITECTURAL DESCRIPTION

Stair: The detailing of the 1855 open-string stair to the second floor was inspired by the original pavilion stair in hall 110. The stair begins near the center of the south wall, ascending twelve risers east to a landing, then six risers west to the second floor. The stained, varnished, bullnosed treads average 11" deep (including the 1" nosings). The 8" high risers trimmed with small cavetto moldings beneath the nosings. The string brackets are stylized c-scrolls.

The 2-1/2" wide rounded handrail is supported by 3/4" by 1-3/8" rectangular balusters, 5" to 5-1/2" apart (two per tread), and by tapered, column-like newel posts positioned at the beginning and end of each stair run.

Lighting/electrical: A reproduction glass lantern is suspended from the ceiling. Other electrical elements include switches in the north and east walls and a duplex receptacle on the south wall.

Finishes investigation: The Kutney analysis reveals original and early faux wood graining on the pair of east doors that were likely removed from the west opening (No. 1092) in 1855.

The baseboard retains evidence for a cream finish followed by a black paint surface.

The trim of the east doorway retains three early tan (10YR 8/2) paint finishes.

The analysis found evidence for a light tan finish covered in a green glaze on the paneled wall below the stair run.

On the plaster wall surfaces, there is evidence for a light tan finish and whitewash.

ROOM 105 OFFICE, 1855 BEDCHAMBER

The circa 1853 plan for the addition designates this room as a bedchamber. The 14' 1-1/2" by 18' 4" space includes window openings in the east and south walls and doorways in the north and west walls.

The current condition is a restoration of the original plan. At an undetermined date, a vestibule and closet were inserted in the west end of the space. In 1961, those partitions were removed and the doorway was restored in the west partition.

The sash in the east window opening is the original Jefferson-era sash that was reused when the east window of room 108 was converted into a doorway in 1855.

Floor: The 1855 room-width (3-1/2" to 5-3/4" wide) tongue-and-groove boards are laid east/west.

Walls: The west wall is a wood-framed partition, while the north, east and south walls are brick masonry. All four walls date to the 1855 addition and are finished in plaster.

At some point, partitions were added that divided the space west of the chimney breast into a vestibule and a small room (closet?). The 1961 Frederick Nichols floor plan noted that these were to be removed.

Ceiling: The plaster-on-lath ceiling is 10' 8" above the floor.

Baseboard: The 1855 baseboard is 8-1/2" high. It includes a splashboard with a 1-3/4" molded top and a later cavetto shoe molding.

Doors: The 1855 north doorway is framed by a 6-1/2" wide two-fascia architrave (Type T-13) that extends down to the floor without plinths.

The west opening, inserted as part of the 1984-85 renovation, has a 5-3/4" wide two-fascia architrave that terminates at splash-height plinths; the outer cyma is trimmed with a small fillet.

No. 1051: The 1855 stile-and-rail door is 3' 1-1/4" wide by 6' 10" high by 1-1/2" thick, with four vertical recessed panels (Type D-5). Hardware: There is evidence on the trim of the east jamb for an 1855 4-1/2" high rim lock keeper. The twentieth-century door hardware includes a pair of 4" iron butt hinges; a 5-1/4" high mortise lockset with brass knobs; and a 4" high mortise deadbolt with a key cylinder on the north face and a turnkey on the south face.

No. 1052: The 1984-85 stile-and-rail reproduction door is 3' 0" wide by 6' 7" high and has four vertical recessed panels. Hardware: The 1984-85 door hardware includes three 4-1/2" iron butt hinges; an iron mortise lockset with polished brass knobs and drop keyhole escutcheon covers; and a mortise deadbolt with a key cylinder on the east face and a turnkey on the west face.

Windows: The south and east window openings date to 1855. Both windows are framed by 6-1/4" wide two-fascia architraves (Type T-14) that terminate at splash-height plinths, and have plain angled reveals.

The south opening is fitted with 1855 6/6 double rope-hung sash with 12" by 18" panes, 5/8" angled muntins, and a recent brass thumbblatch on the meeting rails; the 6/6 east sash are reused original sash from the original east window of room 108, and have 3/4" wide molded muntins. Twentieth-century radiator covers hide the sills and aprons.

Fireplace: The 1855 6' 3-1/2" wide plastered brick chimney breast projects 1' 5" from the north wall.

PAVILION VIII



Room 105, looking west.

The brick-lined firebox and the stuccoed surround are painted black.

According to the 1961 floor plan, a wood mantelpiece from Pavilion VI was to be installed in this room. The existing mantel includes a 5-1/2" wide single-fascia architrave framing the surround. Above the architrave is a 4" high frieze, a 2" cyma and fillet bed molding, and a plain mantel shelf, 4' 4-3/8" above the floor.

The 4' 6" wide brick hearth projects 1' 4" from the surround.

Heating: Fan coil units below the windows are covered by wood radiator boxes, each with an inset metal grate panel. There is a thermostat within an aspirating box near the west doorway.

Lighting/electrical: The room is lit by single-arm wall brackets (two on the south wall, and one on the north wall), operated by a switch on the west face of the chimney breast. Duplex receptacles

mounted to the baseboard are connected by wire mold that extends along the east and south walls and into room 106.

Furnishings and fittings: The room is currently furnished as an office, but according to the circa 1853 floor plan, this room was to function as a chamber and would have featured bedroom furnishings.

Finishes investigation: The Kutney analysis revealed an off-white paint forming the first finish on the mantel. The first finish on the north door is an off-white (2.5Y 8/2).

ROOM 106 OFFICE, 1855 DRESSING ROOM

In its original 1850s form, this space served as a dressing room for the adjacent chamber (105). The room was modified to its current form in 1981; at one time used as a kitchen, it now functions as

ARCHITECTURAL DESCRIPTION



Room 106, looking west.



Room 107, looking south.

a small office. The 6' 1" square room includes a window opening in the south wall and a doorway in the east wall.

Floor: The 1855 random-width (3-1/4" to 7" wide) tongue-and-groove boards are laid east/west.

Walls: The west surface is the rear brick wall of the Jefferson pavilion, and the south wall is 1855 brick masonry. Both walls are finished in plaster and gypsum board. The east wall is a framed partition that dates to the 1855 addition; the framed north partition was constructed as part of the 1984-85 renovation. Both surfaces are covered in gypsum board.

Ceiling: The plaster-on-lath ceiling is 10' 7-1/2" above the floor.

Baseboard: The 1984-85 8-1/2" high baseboard includes a splashboard with a 1-3/4" molded top and a later cavetto shoe molding. There is no base along the 1984-85 north partition.

Door: The east doorway, inserted in the 1984-85 renovation, is framed by a 6-1/2" wide two-fascia architrave that terminates at splashboard-height plinths.

Window: The 1855 south window opening is trimmed by a 6-1/4" wide two-fascia architrave (Type T-14) and plain angled reveals above a bull-nosed sill.

The 1855 6/6 double rope-hung sash have 12" by 18" panes, 5/8" angled muntins, and a recent thumb latch on the meeting rails.

Lighting/electrical: The room is lit by fluorescent strip lighting below the cabinets on the north wall, and by ambient lighting above the cabinets, operated by two switches on the east wall. Three duplex receptacles are positioned above and below the north countertop. The wire mold from 105 continues into this room along the south and west walls.

Furnishings and fittings: The cabinets that line

PAVILION VIII

the north wall were constructed in the 1980s when the room functioned as a kitchen. The black solid-surface counter and splash, which date to 2013, extend the full width of the north wall, supported by a wood brace at the west end; they replaced an earlier counter with sink, storage, microwave and small refrigerator. The three doors that enclosed the upper cabinets have been removed to reveal the adjustable metal shelving.

ROOM 107 TOILET ROOM, 1855 CHINA CLOSET

The circa 1853 plan for the addition refers to this small room as the China Chamber Closet. It appears on the drawing that the word "Chamber" was crossed out, changing the designation to "China Closet." That use would relate to the dining room directly across the hall.

The 7' 9" by 6' 10-1/2" space includes a doorway in the north wall. The swing of the original door was changed in 1984-85 when the space was converted into a toilet room. The small room is dominated by the large expanse of the colorful marble counter.

Floor: The 1855 random-width (4" to 5" wide), tongue-and-groove boards are laid east/west. The surface around the toilet was replaced at an undetermined date.

Walls: The west wall is the rear brick wall of the original pavilion, and the north wall is 1855 brick masonry. Both walls are finished in plaster. The east wall is a framed partition that dates to the 1855 addition. The framed south partition, constructed in the 1984-85 renovation, is covered in gypsum board.

Ceiling: The plaster-on-lath (or gypsum board) ceiling is 10' 7-1/2" above the floor.

Baseboard: The 1984-85 9" high baseboard includes a splashboard with a 1-3/4" molded top and a later cavetto shoe molding.

Doors: The 1855 north doorway is framed by a 6-1/4" wide two-fascia architrave (Type T-7).

No. 1071: The 1855 3' 0-1/2" wide by 6' 11" high by 1-5/8" thick stile-and-rail door has four vertical recessed panels (Type D-5). Hardware: The door hardware includes a pair of 1855 3-1/2" iron butt hinges; and a 1984-85 8" high mortise lockset with brass lever handles and a brass turnkey on the south face. The door was originally hinged to the east jamb, and there is evidence for a 4-1/4" high rim lock keeper on the west jamb.

Lighting/electrical: The room is lit by a ceiling

fixture with a white shade; by vertical fixtures flanking the mirror on the south wall; and by ambient lighting above the mirror. Other electrical elements include two switches on the east wall and a switch and duplex receptacle at the west end of the lavatory counter.

Plumbing: A vitreous china toilet (marked 4188A and 18 A[??] 2012 inside the tank) is positioned against the north wall.

A lavatory is set in a deep marble counter that extends across the south wall. The counter is edged with a brass inlaid strip, and features a marble backsplash. Below the counter is a four-bay-wide cabinet with plain plastic laminate doors hung on cabinet hinges; cutouts at the tops of the doors act as pulls. This work was all carried out in the 1980s.

Furnishings and fittings: There is a paper towel dispenser on the east wall; a soap dispenser at the east end of the marble counter; and a toilet paper dispenser on the west wall.

ROOM 108 CLASSROOM, 1823 DINING ROOM

This large room was originally to function as the professor's dining room. The kitchen was accessed through the door in the west partition and the stair beyond leading to the basement.

The 14' 2-1/2" by 23' 3-1/2" room includes single doorways in the west and north walls, two windows in the south wall, and a chimney breast and fireplace on the north wall. Originally, there was also a single window in the east wall. The plan remains as shown by the Jefferson and Neilson floor plans with the exception of the loss of the east window. Originally, the room did not include a cornice or chair rail; these are twentieth century embellishments.

The plan that records the 1853-55 addition notes that this room was to be used as a study and a late nineteenth-century photograph records this use during Professor Charles Venable's occupancy. The room currently functions as a seminar room.

Floor: Original random-width (4-1/4" to 6" wide) tongue-and-groove boards are laid north/south. A section of the floor near the south wall was recently replaced.

Walls: The north, south, and east walls are plaster on original masonry. The original wood-framed west partition is finished with plaster on lath.

Ceiling: The plaster-on-lath ceiling is 10' 8-1/2" above the floor.

ARCHITECTURAL DESCRIPTION



Room 108, looking west.

Baseboard: The original 8-1/2" high baseboard includes a 6-1/2" splashboard with a 1-3/4" molded top with a later cavetto shoe molding.

Chair rail: The twentieth-century 3-3/4" high molded chair rail is 2' 11" above the floor. The more recent section between the northeast doorway and the chimney breast was installed in 1987.

Cornice: The 8-1/2" high wood cornice, composed of a bed molding (cyma recta, dentil course, fillet, ovolo, and fillet), a projecting fascia, and a crown molding (cyma recta, fillet, cyma recta), was installed in the twentieth century. The Professor Venable era photograph shows a narrow picture rail molding at the top of the wall, but no cornice.

Doors: The original single doorways in the north and west walls have 6-1/2" wide two-fascia wood architraves (Type T-7).

No. 1081: The original 3' 6" wide by 7' 2" high by 1-3/4" thick stile-and-rail door has six raised panels (Type D-4). Hardware: The door hardware includes a pair of 4" high iron butt hinges; a twentieth-centu-

ry 5" high iron mortise lockset, stamped "P4," with brass knobs and oval keyhole escutcheons; and a 4" mortise bolt with a turnkey on the east face and a key cylinder on the west face.

No. 1082: The original 3' 6" wide by 7' 2" high by 1-3/4" thick stile-and-rail door has six raised panels (Type D-4). This door originally hinged to the west jamb. Hardware: The door hardware includes a pair of 4" high iron butt hinges; a twentieth-century 5" high iron mortise lockset, stamped "P11," with brass knobs and oval keyhole escutcheons; and a 4" mortise bolt with a turnkey on the south face and a key cylinder on the north face. The area of the knob and escutcheon shows evidence of a dutchman repair. The west jamb retains evidence for the placement of 4" butt hinges.

Windows: The two original openings in the south wall have two-fascia wood architraves (Type T-8) that terminate at splashboard-height plinths. The architraves frame splayed paneled wood reveals. Twentieth-century radiator covers hide the sills and

PAVILION VIII

aprons. The original 6/6 double rope-hung wood sash have 12" by 18" panes, 3/4" muntins, original brass pulleys, and recent brass sweep thumb latches on the meeting rails.

Fireplace: The original 7' 5-1/2" wide brick chimney breast projects 2' 1" from the north wall. The later brick-lined firebox and the stuccoed surround are painted black. The wood mantelpiece may be a twentieth-century restoration. The mantelpiece measures 4' 10-1/4" high; a 7-1/4" wide two fascia architrave borders the surround. Above the architrave is a bowed 4" high frieze that is topped by a scotia and a curved, pointed molding supporting the mantel shelf.

The later 5' 5" wide brick hearth, projecting 1' 11" from the surround, is bordered by a 2" wide board.

Heating: Fan coil units below the south windows are covered by wood radiator boxes with inset metal grate panels. There is a thermostat within an aspirating box on the north wall.

Lighting/electrical: A gasolier (electrified) is shown in the late nineteenth century photograph of this room. The room is currently lit by six single-arm wall brackets on the north and south walls, and three recessed can ceiling fixtures. Other electrical elements include switches near the west and north-east doorways and duplex receptacles in the north, east, and south walls.

Equipment: There is a communications receptacle on the east wall.

Furnishings and fittings: Originally intended as the professor's dining room, this room served as the study after the 1853-55 addition was constructed. The dining function was then housed in Room 103.

The furnishing of the study is recorded in a late nineteenth century photograph taken during the occupancy of Professor Charles Venable (1886-94). In the image, large bookcases are positioned on the north, south and west walls. A table/desk and chair are centered in the room beneath an electrified gasolier. The wall to wall carpet features a complex faux oriental pattern. A fabric portiere conceals the doorway in the west wall that opens to the stair hall. The mantelpiece is largely concealed by a shelf lambrequin. An ornate cast-iron stove is set into the fire box.

Currently, a Marsh Industries blackboard covers the east wall, above the chair rail.

Finishes investigation: The Kutney analysis revealed original finishes of a light tan paint (10YR 8/2) on the trim of the north and east doorways. The mantel retains the six most recent finishes

found on the door trim. The Welsh report listed a pale yellow (5Y 8.5/3) flat distemper paint on the plaster walls. There are two recent finishes of tan paint on the twentieth-century wood cornice.

ROOM 109 FRONT HALL

This long, narrow hall extends fully through the original portion of the pavilion. The 5' 11" by 29' 11-1/2" hall includes the main entrance in the west wall and a former rear entrance in the east wall. A single door in the north wall opens to room 102. Openings in the south wall provide access to the 1823 stair hall (110) and room 108. Prior to the construction of the east addition (circa 1853-55), the door at the east end of the hall opened to a small porch from which steps descended to the garden.

Floor: Wall-to-wall carpet covers the wood floor.

Walls: All four walls are plaster on original brick masonry. In the twentieth century, a partial-height partition with doorway was inserted across the east end of the hall; that surface was removed in 1984-85. Marks in the chair rail and north baseboard record the position of this partition.

Ceiling: The plaster-on-lath ceiling is 10' 8" above the floor.

Baseboard: The 8-1/2" high baseboard includes a 6-1/2" splashboard with a 1-3/4" molded top and a later cavetto shoe molding. The base flanking the west door is original, but the other sections may be replacements.

Chair rail: The 3-3/4" high molded wood chair rail is 3' 6" above the floor. The lack of paint buildup on this feature indicates that it is a twentieth-century insertion.

Cornice: The 10" high original wood cornice is composed of a cavetto, fillet, ovolo, and fillet supporting a projecting fascia and crown molding (fillet, cyma recta, fillet).

Doors: The hall includes five original doorways with deep paneled reveals and two-fascia wood architraves (Type T-7). The architraves vary in width: 7" wide at the east entrance, 7-3/4" wide at the west entrance, and 6-3/4" wide at the other openings. Above the original east entrance, an original rectangular transom is fitted with a fixed eighteen-light sash.

No. 1091: The west entrance is fitted with an original pair of stile-and-rail door leaves, each 2' 0-1/2" wide by 7' 11" high by 1-5/8" thick with two later glazed panels above a raised/recessed panel (Type D-1). Hardware: Door hardware includes a

ARCHITECTURAL DESCRIPTION



Hall 109, looking east.

pair of later 4-1/4" iron butt hinges. The south leaf has a reproduction 4-3/4" by 8" brass rim lock with two brass knobs and a key cylinder on the exterior face. A large dutchman repair is positioned in the location of the knob and key cylinder, so there is no evidence on the exterior door face for the location of the original keyhole. On the north leaf is a keeper as well as large vertical slide bolts on the top and bottom rails. An oval brass plaque inscribed "Pavilion VIII" is mounted to the exterior face of the north leaf.

No. 1092: Marks for hinges on the west side of the trim are evidence for the original pair of stile-and-rail door leaves (probably the doors now in the 1855 east entrance [No. 1041]).

Lighting/electrical: A reproduction bell-type glass lantern is suspended from the ceiling. Other electrical elements include a switch on the north wall and a duplex receptacle in the south wall.

Equipment: A fire extinguisher is mounted to the south wall.

Finishes investigation: The Kutney analysis revealed that the jamb of the east doorway (the original rear entrance) retains two finishes of an off-white or light tan paint. Two layers of tan paint were also found on the baseboard cap and a plinth block.

The Welsh report noted that the plaster walls retain evidence for three initial finishes of a yellowish-white (1.25Y 9/2) flat distemper (calcium carbonate) paint. The plaster ceiling was initially unpainted, then covered in a white (5Y 9/.05) distemper paint.

ROOM 110 STAIR HALL

This space has always functioned as a stair hall and the plan duplicates the layout shown on Jefferson's and Neilson's floor plans. This L-shaped hall in the southwest corner of the pavilion is 14' 2-1/2" by 6' 1-1/2", projecting 8' west to house the staircase from the basement to the second floor. The hall includes single doorways in the north and east walls and a window in the west wall. Another window is centered in the west wall of the stairwell.

The doorway in the east partition originally opened to the occupants' dining room (the function prior to the 1853–55 addition) and food from the basement kitchen would be carried up this stair and into the dining room.

In 1830, a doorway was inserted in the south masonry wall, at the foot of the stair, to provide access to the student room which was to function as the professor's office. At a later undetermined date, that opening was filled with masonry and the surface replastered.

Floor: Original random-width (3-1/2" to 6" wide) tongue-and-groove boards are laid north/south.

Walls: The north, south, and west walls are finished with plaster on original brick masonry. The original wood-framed east partition is finished with plaster on lath.

Ceiling: The plaster-on-lath ceiling is 10' 9" above floor.

Baseboard: The original 8-1/2" high baseboard includes a 6-1/2" splashboard with a 1-3/4" molded top and a later cavetto shoe molding.

Doors: The original single doorways in the north and east walls have 6-1/2" wide two-fascia wood architraves (Type T-7). A doorway to access the adjacent student room was inserted in the south wall of the hall in circa 1830, then later filled in. Surviving evidence for the doorway includes a cut-

PAVILION VIII



Stair hall 110, looking north.



Stair hall 110, looking south.

out in the front west edge of the first stair tread and a vertical cut in the angled splash board adjacent to the cutout.

No. 1101: Currently, there is no door in the original north opening, but there is evidence for hinges on the east jamb.

Windows: The original arched-top northwest window is framed by a 6-1/2" wide two-fascia architrave (Type T-7) and plain straight reveals. The architrave's outer cyma recta molding, with its inner bead, differs from the plain cyma molding on the door trims. A twentieth-century radiator cover hides the sill and apron. Like the sash in rooms 101 and 102, the original 9/6 rope-hung sash has 5/8" wide muntins and 12" by 16" panes, with curved muntins at the top of the upper sash. The brass pulleys are original but the brass latch is recent.

The architrave at the arched-top stairwell window matches the profile of the door architraves. A bullnosed sill sits above a single-fascia apron. The sash is similar to the sash in the northwest

window. The stair landing is positioned in front of this opening; the curved upper sash is visible at the landing level.

Stair: The original open-string stair begins with ten risers ascending west to a landing, then turns north with two risers, then ascends seven risers east to the second floor, the condition shown on the Jefferson and Neilson floor plans. The stained, varnished, bullnosed treads average 10-3/4" in depth. The 7-1/2 high risers (including the nosing) are trimmed with a small cavetto molding beneath the nosing. The string brackets are stylized C-scrolls.

The 2-1/4" wide rounded wood handrail is supported by rectangular 3/4" by 1" balusters, spaced 3-1/8" to 3-3/4" apart (three per tread). It extends between tapered, column-like newel posts positioned at the beginning and end of each stair run.

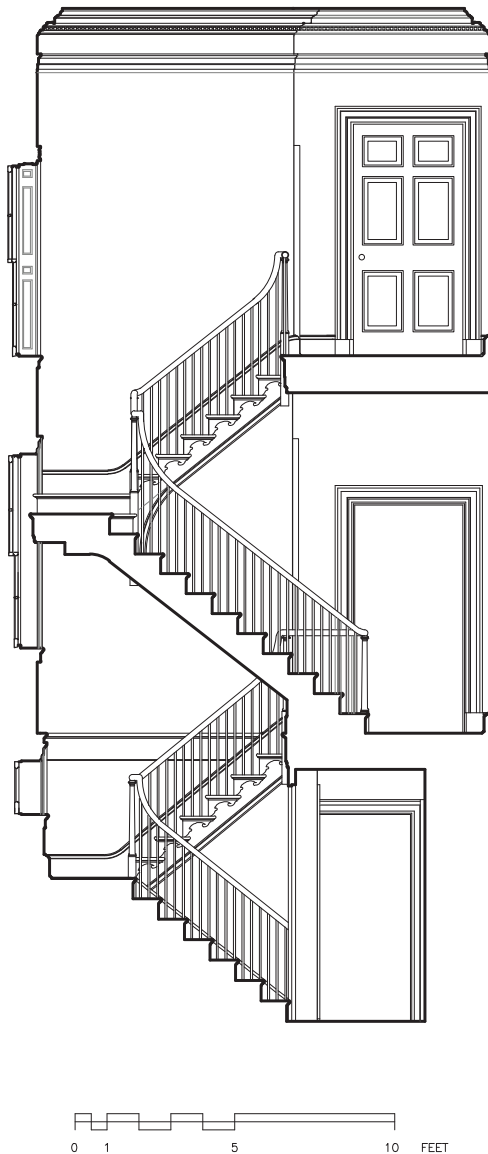
Lighting/electrical: A reproduction glass lantern is suspended from the ceiling. Other electrical elements include a switch and a duplex receptacle on the north wall.

ARCHITECTURAL DESCRIPTION

Heating: A fan coil unit below the northwest window is covered by a twentieth-century wood radiator box with an inset metal grate panel. There is a thermostat within an aspirating box on the east wall.

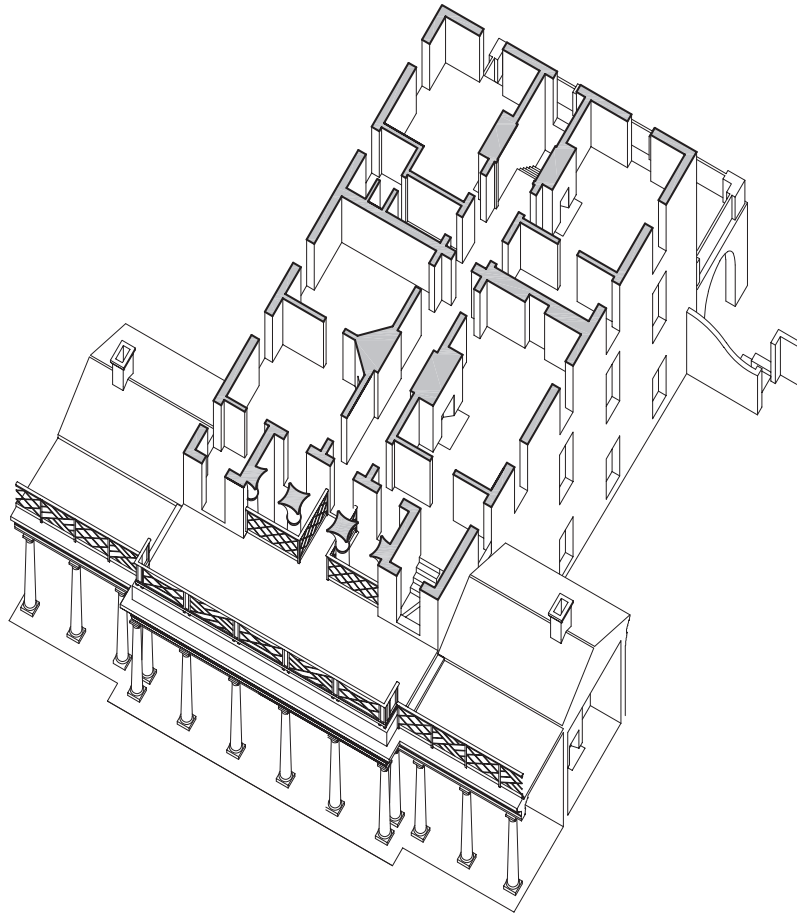
Finishes Investigation: The Kutney investigation revealed several layers of various tan finishes (10YR 8/2). Similar early layers of tan paint finishes were found on the south wall baseboard at the foot of the stair. This finding conflicts with the evidence that a doorway was inserted here in 1830.

The Welsh report found that the plaster walls were first covered in a white lead oil paint (5Y 9/0.5) followed by two applications of a blueish green oil paint (7.5BG 7.5/2) with a Prussian blue pigment.



Section through southwest stair, looking north

PAVILION VIII



SECOND FLOOR

Like the floors below, the second floor plan includes two distinct areas: the original Jefferson era pavilion to the west and the 1855 addition to the east. The existing plan of the 1823 pavilion generally follows Jefferson's 1819 drawing. Exceptions include the positioning of the doorway in the partition separating room 211 from the stair hall (213), and the addition of a doorway connecting rooms 202 and 203. The Jefferson plan also shows stoves in each of the three rooms but not the corner chimney masses that were actually built in those locations. This discrepancy is typical of the plans drawn by Jefferson for the other pavilions.

Each of the rooms retains its original architectural character. The two rooms to the north (202 and 203) functioned as bedchambers while the small room (201) in the west extension was likely a dressing room. The large room (211) to the south of the hall, with its fine classically inspired cornice, was to be the professor's parlor, the handsomest room in the pavilion.

ARCHITECTURAL DESCRIPTION

A significant feature of the central hall (212) is the plastered brick arch positioned at the center of the passage. The arch supports the mass of the chimney that rises above in the attic and extends through the ridge of the hipped roof. The doorway at the west end of the hall opens to a bridge that provides access to the terrace that extends across the front of the pavilion. The doorway at the east end of the hall was originally a window opening but was converted into a doorway when the 1855 addition was constructed.

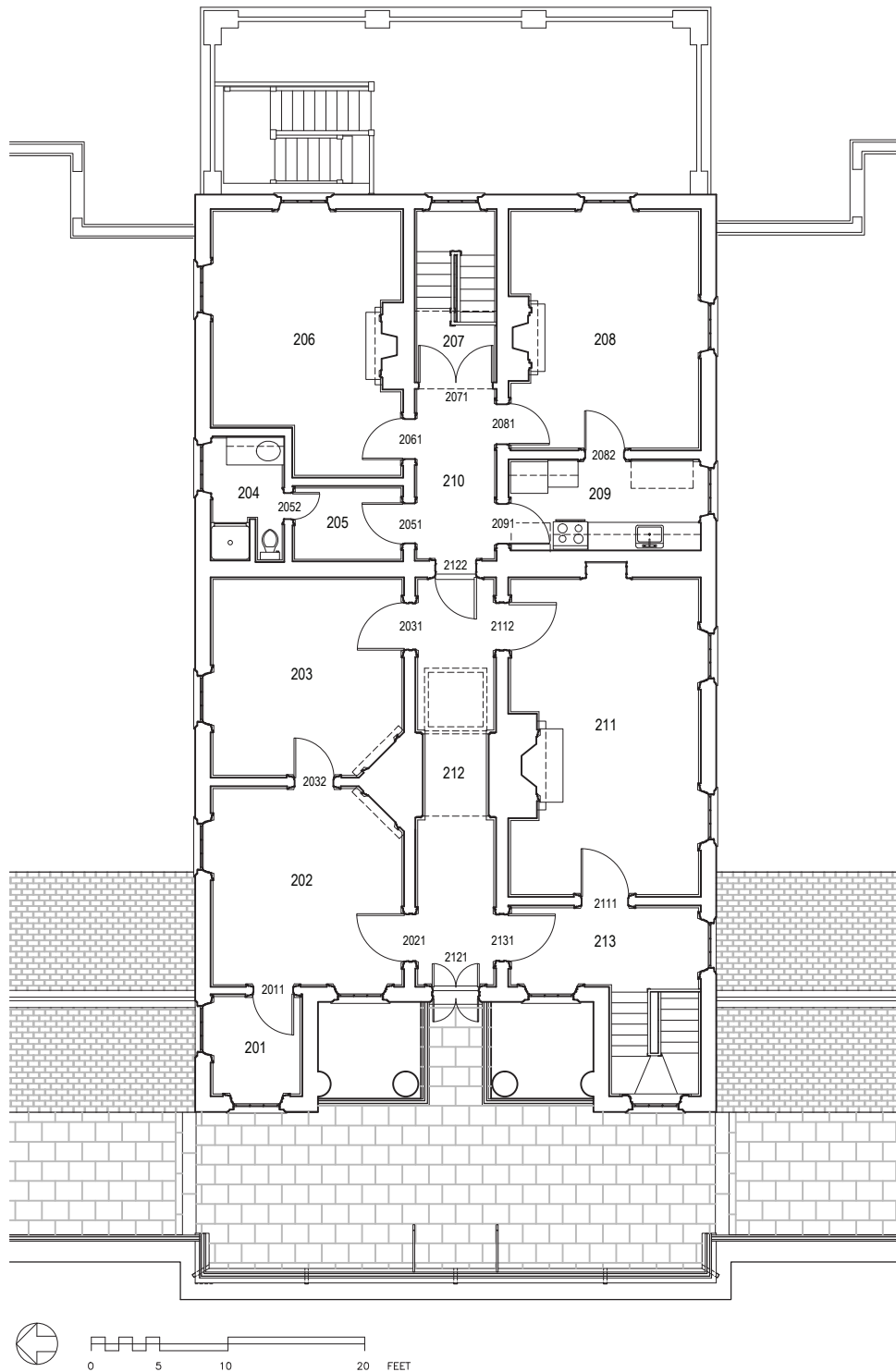
The architectural finishes match those found in the first floor rooms and the original fireplace mantels remain in place here, unlike the first floor situation. A detail unique to this pavilion is the trim type found on the arch in the hall (212) and at the west window of the stair alcove. The trim profile and the use of bullseye corner blocks is consistent with the 1820s period of the original pavilion but is only found in these two locations. The form is more typical of the work of Benjamin Latrobe rather than Jefferson but seems to be original to those locations. The reason for the use of this trim type in the pavilion remains a mystery.

The existing plan of the 1855 east addition generally followed the scheme of the circa 1853 floor plan. That plan featured a continuation of the original central hall. To the northeast was a bedchamber (206), with a dressing room (204) and linen closet (205) west of the chamber. These two small spaces now function as a bathroom and a closet/passage. South of the central hall (210) was another bedchamber (208) and a dressing room and bathroom. The latter, accessed from the hall, included a built-in bathtub and toilet. There was no lavatory; that function was probably served by a washstand placed in each chamber. The bedchambers each included a fireplace and mantel. A cast-iron stove was probably positioned in each fireplace opening.

The 1855 stairway arrives from the first floor stair hall (104) at the east end of the central hall. A feature of this hall that duplicates one found in the original hall (212) is the plastered brick arch that spans the passage and supports the 1855 brick chimney mass situated in the attic space above. In 1992, a glazed partition with a pair of doors was installed at the west edge of this arch to separate the second floor apartment hall (210) from the stair area (207).

The current functions of some of the rooms vary from their original intended uses. The former southeast bedchamber (208) now serves as a dining room, while the two original spaces to its west have been combined to form a kitchen. The current bathroom (204) is housed in what was a dressing room.

The second floor room descriptions begin in the small room 201 that now functions as an office for the apartment's occupant.



Second floor plan

ARCHITECTURAL DESCRIPTION

ROOM 201 STUDY

This small room, a result of the design of the exterior elevations' recessed entry flanked by two story projections, has always functioned as a space separate from the adjoining room (202). There was probably no intended function for the small room.

The 6' 8-1/2" by 7' 5 1/2" space includes original window openings in the north and west walls and a doorway in the east wall. Unlike the room directly below (101), this space was always separated from the larger adjacent space (202) by a partition and doorway.

Currently, the room serves as a small office/study.

Floor: Original, random-width (4" to 5" wide) tongue-and-groove boards are laid east/west.

Walls: The north, west, and south walls are original brick masonry; the east wall is an original wood-framed partition. All four walls are finished in plaster.

Ceiling: The plaster-on-lath ceiling is 9' 6-1/4" above the floor (1' 4" lower than the ceiling in 202).

Baseboard: The original 8-3/4" high baseboard includes a splashboard with a 1-3/4" molded top.

Door: The original east doorway is framed by a 6-1/4" wide two-fascia architrave (Type T-7).

No. 2011: The original 3' 0" wide by 6' 7" high by 1-3/4" thick stile-and-rail door has six raised panels (Type D-7). Hardware: The original door hardware includes a pair of 4" butt iron hinges; and a 4-3/4" by 8" iron rim lock with later brass knobs. The oval keyhole escutcheon may be original as well.

Window: The original single window openings in the north and west walls extend down to the floor. They are trimmed with 6-1/4" wide two-fascia architraves (Type T-8) that terminate at splashboard-height plinths. At each opening, the original 6/6 double rope-hung sash have 12" by 16" panes, 5/8" wide muntins, original brass pulleys, and a recent sweep brass thumbblatch on the meeting rails.

At the north window, the bottom half of the lower sash is covered on the exterior by a panel masking the later gable roof and flashing of the adjacent student room. The panel was replaced in 1984-85.

Heating: There is a ceiling vent near the west window.

Lighting/electrical: The space is lit by a surface-mounted can ceiling fixture. Other electrical elements include a switch in the east wall; a duplex receptacle on the north wall; and a Square D elec-

trical panel on the east wall.

Equipment: A CWSI fire alarm repeater is mounted to the east wall.

Furnishings and fittings: The room is now furnished as an office with a desk, chair, and bookcase. If this small area originally functioned as a dressing room, it may have included a bureau and a wardrobe.

ROOM 202 LIVING ROOM/DEN, 1823 BEDCHAMBER

This is one of the two second floor rooms that were to serve as bedrooms. The 14' 2" by 14' 8-1/2" room includes single doorways in the south, east and west walls and original single window openings in the north and west walls. An angled chimney breast and fireplace are positioned in the southeast corner.

The room retains all of its original character, with the exception of the closure of the fireplace and the insertion of a doorway in the east partition, possibly as part of enlargement of the Pavilion in 1853-55.

Currently the room functions as a living room or den.

Floor: Original random-width (3-3/4" to 6" wide) tongue-and-groove boards are laid east/west.

Walls: The north, south, and west walls and the angled southwest chimney mass are original brick masonry finished in plaster, except for the north end of the west wall, where an original wood-framed partition encloses 201. The east surface is an original framed partition.

Ceiling: The later plaster-on-expanded metal lath ceiling is 10' 10-1/4" above the floor.

Baseboard: The original 8-3/4" high baseboard includes a splashboard with a 1-3/4" molded top.

Cornice: The original 2' 0" high wood entablature is composed of a two-fascia architrave (with one flush fascia below a coved fascia); a plain frieze; a coved fascia and quarter-round bed molding; and a projecting cornice.

Doors: The single doorways in the south, east, and west walls are framed by 6-3/8" wide two-fascia wood architraves that terminate at splashboard-height plinths. The trim profile of the later east opening (Type T-13) varies slightly from the typical original profile (Type T-7) of the south and west openings.

No. 2021: The original 3' 5- 3/4" wide by 7' 1-1/2" high by 1-3/4" thick stile-and-rail door has six raised

PAVILION VIII



Room 201, looking west.



Room 202, looking southeast.

panels (Type D-4). Hardware: Door hardware includes a pair of original 4" high iron butt hinges; and a 7-3/4" high twentieth-century replacement mortise lockset with brass knobs, a turnkey on the north face, and a key cylinder on the south face. There is an outline for the position of the original knob on the north face of the lock rail. Evidence for an original keyhole was removed when dutchman repairs were made on both faces of the lock stile.

Windows: The original window openings in the north and west walls extend down to the floor. They are trimmed with 6-1/4" wide two-fascia architraves (Type T-8) that terminate at splashboard-height plinths. The angled reveals are paneled. At each opening, the original 6/6 double rope-hung sash have 12" by 16" panes, 5/8" wide muntins, original brass pulleys, and a recent brass sweep thumbblatch on the meeting rails.

Fireplace: The original plastered brick chimney breast extends diagonally across the southeast corner of the room. The firebox opening is filled with

painted plaster on masonry. The original wood mantelpiece includes a 5-1/2" wide two-fascia architrave that framed the surround and opening. Above the architrave is a plain 4-3/4" high frieze and a 6" high denticulated cornice supporting a mantel shelf that is 4' 10-1/4" above the floor. There is no evidence for a hearth in the wood floor surface.


The Jefferson floor plan shows a Franklin fireplace in this location, but no angled chimney mass. The current condition appears to be original.

Heating: A linear ceiling diffuser extends along the west wall.


Lighting/electrical: Electrical elements include duplex receptacles in the north, east, and south walls, and a switch on the south wall.

Equipment: There are communication receptacles on the north and east walls.


Furnishings and fittings: This room was intended to function as one of the two original second floor bedrooms, along with Room 203, and it would have been furnished for such a use.




ROOM 202 MANTEL



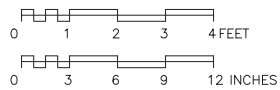
ROOM 206 MANTEL



ROOM 208 MANTEL



ROOM 211 MANTEL



PAVILION VIII



Room 202, looking west.

The current tenant furnishes the room as a living room or den.

Finishes investigation: The Kutney analysis revealed a slight variation in the original tan paint (10YR 8/2) applied to the trim of the original doorway (2021) and the later opening (2032) in the east partition, which features a lighter tan paint (2.5Y 9/2). The mantel was first finished in a tan paint (10YR 8/2–10YR 8/4), followed by a faux black marble application.

ROOM 203 BEDROOM

Originally, this room was to function as one of the two second floor bedrooms. The 14' 2" by 14' 8-1/2" room includes single doorways in the south and west walls and an original window opening in the

north wall. An angled chimney breast and fireplace extend across the southwest corner.

Floor: Original random-width (4-3/8" to 6" wide) tongue-and-groove boards are laid east/west.

Walls: The north, south, and east walls and the angled southwest chimney mass are original brick masonry; the west surface is an original wood-framed partition. All of these walls are finished in plaster.

Ceiling: The later plaster-on-expanded metal lath ceiling is 10' 9-1/2" above the floor.

Baseboard: The original 8-3/4" high baseboard includes a splashboard with a 1-3/4" molded top.

Cornice: The original 2' 0" high wood entablature is composed of a two-fascia architrave (with one flush fascia below a coved fascia); a plain frieze; a coved fascia and quarter-round bed molding; and a projecting cornice.

ARCHITECTURAL DESCRIPTION



Room 203, looking southwest.

Doors: The doorways in the south and west walls are framed by 6-3/8" wide two-fascia wood architraves that terminate at splashboard-height plinths. The trim profile of the later west doorway (Type T-13) varies slightly from the original trim profile (Type T-7) of the south opening.

No. 2031: The original 3' 5- 1/4" wide by 7' 1-1/2" high by 1-3/4" thick stile-and-rail door has six raised panels (Type D-4). Hardware: Door hardware includes a pair of twentieth-century replacement 4" high iron butt hinges; and a 7-3/4" high brass mortise lockset with brass knobs and a key cylinder on the south face. Markings for the original knob and keyhole locations, and evidence on the east jamb for a rim lock keeper, indicate that a rim lock was originally used here.

No. 2031: The later 2' 10" wide by 6' 6" high by 1-3/4" thick stile-and-rail door has six raised panels.

It may date to the 1855 enlargement of the pavilion. Hardware: The circa 1855 door is fixed shut, and the only existing door hardware is a pair of twentieth-century 3-1/2" iron butt hinges. A large dutchman repair on the south lock stile removed all evidence for the original lock.

Windows: The original window opening in the north wall extends down to the floor. The 6-1/4" wide two-fascia architrave (Type T-8) terminates at splashboard-height plinths. The angled reveals are paneled. The opening is fitted with original 6/6 double rope-hung sash with 12" by 16" panes, 5/8" wide muntins, original brass pulleys, and a recent brass sweep thumbblatch on the meeting rails.

Fireplace: The original plastered brick chimney breast extends diagonally across the southwest corner of the room. The firebox opening is filled with a painted panel. The original wood mantelpiece

PAVILION VIII

matches the one in 202: a 5-1/2" wide two-fascia architrave framing the former opening is topped by a plain frieze and a denticulated cornice supporting a mantel shelf. There is no evidence on the wood flooring for a hearth. The Jefferson floor plan shows a Franklin fireplace in this location, but no angled chimney mass; the current condition appears to be original.

Heating: A linear ceiling diffuser extends along the east wall.

Lighting/electrical: Electrical elements include a duplex receptacle in the east wall and a switch in the south wall.

Equipment: There is a communication receptacle on the south wall.

Furnishings and fittings: This room was intended to function as one of the two second floor bedrooms along with Room 202. It would have been furnished for that use and is currently furnished as a guest bedroom.

Finishes investigation: The Kutney analysis reveals the same tan paint (10YR 8/2–10YR 8/4) used throughout the first period structure on the trim of door 2021 and the later opening 2032. The mantel retains original tan finishes (10YR 8/2–10YR 8/4) and a later faux black marble surface.

ROOM 204 SHOWER ROOM

This small (5' 4-1/2" by 9' 2-1/2") room houses a shower, lavatory and toilet. The space includes a window in the north wall and a doorway in the south wall.

The plan of this room and the adjoining space (205) differs from the condition shown on the circa 1853 plan for the addition. The configuration shown on that plan is not possible due to the existing location of the window in this space and the position of the hall doorway into Room 206. The larger space shown on that plan had a doorway in the east wall connecting to Room 206 and was to function as a dressing room.

Floor: The 1855 tongue-and-groove boards are laid east/west. Most of the boards average 5" wide, but one is 7-1/4" wide.

Walls: The west wall is the original brick masonry wall of the Jefferson pavilion, while the north wall is 1855 brick masonry. The east and south walls are wood-framed partitions. All of the walls are finished in plaster.

A 1980s framed partition projects from the west wall to enclose the south end of the shower stall.

Ceiling: The plaster-on-lath ceiling is 10' 3-1/2" above the floor.

Baseboard: The 8-1/2" high baseboard includes a splashboard with a 1-3/4" molded top and a later cavetto shoe molding; the shoe molding on the east and north baseboards is smaller than the typical shoe molding.

Door: The twentieth-century doorway in the south wall is trimmed with a 5-1/8" wide single-fascia architrave (Type T-11).

Window: The 1855 window opening in the north wall extends down to the floor. A 5-1/8" wide architrave (Type T-12) and angled plain reveals frame the opening. The 1855 6/6 double rope-hung sash have 12" by 16" panes, 5/8" wide muntins, original iron pulleys, and a recent brass sweep thumb latch on the meeting rails.

Lighting/electricity: The room is lit by a can fixture surface-mounted to the ceiling, and by fluorescent fixtures flanking the mirror above the lavatory. Other electrical elements include three switches on the south wall and a duplex receptacle in the lavatory splash.

Plumbing: The plumbing fixtures, all installed in 1984-85, include a vitreous china toilet (stamped with the date 11-13-84 in the tank) on the west wall; a fiberglass shower unit to the north of the toilet with a stainless steel and textured acrylic door; and a lavatory in a plastic laminate counter against the east wall. The counter sits above a three-bay-wide cabinet, with four drawers in the north bay and a pair of doors in the other bays. Finger slots are routed into the tops of the flush plastic laminate drawer fronts and the cabinet doors.

Furnishings and fittings: A mirror is mounted to the east wall, above the lavatory. To the north of the mirror is a wood medicine cabinet. Other fittings include white towel bars flanking the south doorway; two towel bars with porcelain brackets on the north wall; and a toilet paper holder on the south wall.

ROOM 205 CLOSET/PASSAGE

This room functions as a walk-in closet and passage to the shower room (204).

The 8' 1" by 5' 6-1/4" room includes single doorways in the north and south walls.

The current plan of this room and Room 204 differs from that shown on the circa 1853 floor plan. That plan was not possible due to the position of the window opening in the shower room (204) and

ARCHITECTURAL DESCRIPTION

the location of the hall door to Room 206.

Floor: The 1855 tongue-and-groove boards are laid east/west. Most of the boards average 5" wide, but one is 3-1/2" wide.

Walls: The west wall is the original brick masonry wall of the Jefferson pavilion, while the south wall is 1855 brick masonry. The east and north walls are wood-framed partitions. All of the walls are finished in plaster.

Ceiling: The plaster-on-lath ceiling is 10' 3-1/2" above the floor.

Baseboard: The 1855 8-1/2" high baseboard includes a splashboard with a 1-3/4" molded top and a later cavetto shoe molding.

Door: The 1855 south doorway is trimmed with a 5-1/8" wide single-fascia architrave (Type T-11). The trim of the twentieth-century north opening is slightly narrower at 5".

No. 2051: The 1855 2' 11-3/4" wide by 6' 7" high by 1-3/8" thick stile-and-rail door has four vertical recessed panels (Type D-8). Hardware: The door hardware includes a pair of 1855 4" iron butt hinges; and an antique Carpenter's rim lock with a white porcelain knob on the north face and a brown mineral knob and decorative iron keyhole escutcheon on the south face. Although the work carried out in 1984-85 called for the replacement of the hardware on this door, the current fittings are correct for the period of the door and may be original.

No. 2052: The twentieth-century 1' 11-1/2" wide by 6' 6-3/4" high by 1-3/8" thick stile-and-rail door has four vertical recessed panels. Hardware: The hardware, contemporary with the door, includes a pair of 3-1/2" iron butt hinges with ball tips; and a reproduction 3-3/4" by 4-3/4" iron rim lock with brass knobs and brass drop escutcheon covers.

Lighting/electrical: The room is lit by a recessed can ceiling fixture, operated by a switch on the south wall.

Furnishings and fittings: A wood peg rail is mounted to the east wall.

Finishes investigation: The Kutney analysis found a tan paint (10YR 8/2) on the original trim of door opening 2051, and a lighter tan (2.5Y 9/2-2.5Y 8/2) on the later trim of doorway 2052.

ROOM 206 NORTHEAST BEDROOM

This bedroom or chamber is one of four such rooms designated on the circa 1853 second-floor plan for the expansion of the pavilion.

The 14' 1" by 19' 8" room includes a doorway in the south wall, single window openings in the north and east walls, and a chimney breast and fireplace on the south wall.

The room retains all of its original character. The northeast corner of the room is illustrated in a rare photograph dating to the occupancy of the pavilion by Charles Venable (1886-96), when the room was used by his daughter, Natalie.

Floor: The 1855 random-width (4-3/4" to 5-1/2" wide) tongue-and-groove boards are laid east/west.

Walls: The north, south, and east walls, as well as the chimney breast on the south wall, are finished in plaster on 1855 brick masonry. The west wall is a wood-framed partition finished in plaster on lath; at the north end, the partition jogs to the east to enclose the adjacent shower room (204). A photograph that records the room when it was occupied by Natalie Venable shows a floral patterned paper covering the walls.

Flush wood corner boards trim the outer corners of the chimney breast and the west partition.

Ceiling: The plaster-on-expanded metal lath ceiling is 10' 3-1/2" above the floor.

Baseboard: The 1855 8-1/2" high baseboard includes a splashboard with a 1-3/4" molded top and a later cavetto shoe molding.

Door: The 1855 doorway in the south wall is trimmed with a 5-1/8" wide single-fascia architrave (Type T-11).

No. 2061: The 1855 2' 11-3/4" wide by 6' 7" high by 1-3/8" thick stile-and-rail door has four vertical recessed panels (Type D-8). Hardware: The door hardware includes a pair of 1855 3-1/2" lift-off iron hinges; and an antique Carpenter's rim lock with white porcelain knobs and a decorative iron keyhole escutcheon. The 1984-85 restoration plans called for the replacement of the hardware on this door, but the antique lock is correct for the age of the door and may be original. A twentieth-century Corbin deadbolt is mounted to the north face of the door; there is a key cylinder on the north face.

Window: The 1855 window openings in the north and east walls extend down to the floor. Each is framed by a 5-1/8" wide architrave (Type T-12) and angled plain reveals. The 1855 6/6 double rope-hung sash have 12" by 16" panes, 5/8" wide angled muntins, original iron pulleys, and recent brass sweep thumbblatches on the meeting rails.

Fireplace: The 1855 6' 4-1/2" wide plastered brick chimney breast projects 1' 6" from the south wall. The brick-lined firebox and the stuccoed surround

PAVILION VIII



Room 206, looking southwest.

are painted black and bordered by a 5-1/8" single-fascia wood architrave. Above the architrave, a 5-1/8" high frieze is embellished with a plain recessed panel. A simple 3" high bed molding, made up of a cavetto, fillet, and torus moldings, supports the mantel shelf (4' 6" above the floor). The mantel appears to date to the 1855 period. The 1855 4' 11" wide brick hearth projects 1' 2" from the surround. The brick surface is painted black.

Heating: There are two supply vents at the east end of the ceiling and a return vent in the west wall.

Lighting/electrical: There is no fixed lighting in this room. Electrical elements include duplex receptacles in the north and west walls and a switch in the south wall.

Furnishings and fittings: The circa 1853 floor plan for the pavilion addition refers to this room as a chamber, one of four included on the second floor plan. A late-nineteenth century photograph of the room, during the occupancy of Charles Venable,

shows it furnished as a bedroom for Venable's daughter, Natalie. This important image records the northeast portion of the room. Furnishings include a mid-nineteenth century dresser on the north wall and a large bedstead in the southeast corner. The floor is covered in a plain wall to wall carpet or matting. A simple gas light bracket is positioned next to the east window and a basic electric light fixture is suspended above the dresser.

Finishes investigation: The Kutney analysis found the typical tan paint (10YR 8/2) on the door trim. The mantel featured an initial gray finish, followed by a faux black marble surface.

ROOM 207 EAST STAIR HALL

Prior to 1992, this area was the east end of the second floor hall (210). The insertion of the doors and related transom resulted in this separate space.

The 6' 0" by 12' 8-1/4" hall includes a window

ARCHITECTURAL DESCRIPTION



Stair hall 207, looking west.

opening in the east wall and a doorway in the west wall. The prominent feature is the plastered brick arch that spans the space and forms the support for the chimney that serves the fireplaces in the flanking rooms.

The sash in the east window was salvaged from one of the windows in the rear (east) elevation of the original Jefferson pavilion at the time of the construction of the addition in 1855.

Floor: The 1855 random-width (4-3/4" to 5-1/2" wide) tongue-and-groove boards are laid east/west.

Walls: The north, south, and east walls are 1855 brick masonry finished in plaster. The doorway and frame dividing the stair hall from the rest of the corridor were inserted in 1992.

Ceiling: The 1855 brick masonry archway above the second floor landing, supporting a chimney, forms a barrel vaulted ceiling. At its highest point, the arch is 10' 2-3/4" above the floor; the corbeled brick springline is 6' 11" above the floor. The entire

brick surface is finished in plaster.

Baseboard: The 1855 8-1/2" high baseboard includes a splashboard with a 1-3/4" molded top and a later cavetto shoe molding. The baseboard continues down the stair as the wall stringer.

Doors: The doorway and transom that divide this space from the corridor to the west were installed in 1992. A plain trim frames the doorway and the single-light fixed transom.

No. 2071: The opening is fitted with a 1992 pair of doors. Each door leaf is 2' 9" wide by 6' 7-3/4" high by 1-3/4" thick and has four vertical glazed panels. Hardware: Each door is hung on three 4-1/2" polished brass butt hinges. The north door has a 3-3/4" by 4-3/4" Baldwin polished brass rim lock with a brass knob on the west side and a brass Norfolk latch handle on the east side; and a 4" polished brass mortise deadbolt with a turnkey on the west side and a key cylinder on the east side. The south door has a 3-3/4" by 4-3/4" polished brass keeper for the rim lock, a latch matching the one on the north door, and a mortised keeper for the deadbolt.

Window: The 1855 window opening in the east wall of the stairwell is framed by a 5-1/8" wide architrave (Type T-12) and angled plain reveals above a bullnosed sill and cavetto apron. The reused 6/6 double rope-hung sash have 12" by 16" panes, 5/8" wide angled muntins, and a recent brass sweep thumbblatch on the meeting rails. This sash was removed from the east second floor hall window of the original Jefferson pavilion and reused here.

Stair: The 1855 stair from the first floor arrives at the second floor on the north wall of the stairwell. The railing extends across the opening to the south wall. The stylized C-scrolls that ornament the stringers continue across the soffit below the railing.

Lighting/electrical: The stairwell is lit by a ceiling fixture with a frosted shade. There is a duplex receptacle in the north baseboard.

ROOM 208 DINING ROOM, 1855 BEDCHAMBER

Now serving as a dining room, this space was one of the four second floor rooms that functioned as bedchambers in the 1850s. The 14' 1" by 17' 8" room includes single window openings in the east and south walls, doorways in the north and west walls, and a chimney breast and fireplace on the north wall.

The room retains all of its original features with

PAVILION VIII



Room 208, looking east.

the exception of the west door, which was originally hinged to swing into the adjacent dressing room (now a kitchen).

Floor: The 1855 random-width (4-3/4" to 6" wide), tongue-and-groove floorboards are laid east/west.

Walls: The north, east, and south walls, as well as the chimney breast on the north wall, are 1855 masonry walls finished in plaster. The west wall is an 1855 wood-framed partition finished in plaster on lath. Flush wood boards trim the outer corners of the chimney breast.

Ceiling: The plaster-on-expanded metal lath ceiling is 10' 3" above the floor.

Baseboard: The 1855 8-1/2" high baseboard includes a splashboard with a 1-3/4" molded top and a later cavetto shoe molding.

Door: The 1855 doorways in the north and west walls are trimmed with 5-1/8" wide single-fascia architraves (Type T-11).

No. 2081: The 1855 2' 10-3/4" wide by 6' 7-1/2" high by 1-3/8" thick stile-and-rail door has four vertical recessed panels (Type D-8). Hardware: The door hardware includes a pair of later 3-1/2" iron butt hinges and an 1850s Carpenter's rim lock with brown mineral knobs and a decorative iron key-hole escutcheon. A recent 4" high Corbin mortise deadbolt has a key cylinder on the north face and a turnkey on the south face.

No. 2082: The 1855 2' 10-3/4" wide by 6' 6-3/4" high by 1-3/8" thick stile-and-rail door has four vertical recessed panels (Type D-8). The door was formerly hinged to swing into room 209; evidence

ARCHITECTURAL DESCRIPTION

for a pair of 3-1/2" butt hinges remains on the north jamb, and there is the outline for a rim lock keeper on the south jamb. Hardware: The door hardware includes a pair of twentieth-century 4" iron butt hinges and an antique Carpenter's rim lock with contemporary brass knobs and a reproduction oval iron keyhole escutcheon.

Window: The 1855 window openings in the south and east walls extend down to the floor. Each is framed by a 5-1/8" wide architrave (Type T-12) and angled plain reveals. The 1855 6/6 double rope-hung sash in the south opening have 12" by 16" panes, 5/8" wide angled muntins, original iron pulleys, and a recent sweep thumbblatch on the meeting rails. The 6/6 east sash were reused from the Jefferson era pavilion.

Fireplace: The 1855 6' 2-1/2" wide plastered brick chimney breast projects 1' 5-1/2" from the north wall. The brick-lined firebox and the stuccoed surround are painted black. The 1855 wood mantelpiece includes a plain fascia, trimmed with a bead, framing the surround. The splayed plain pilasters flanking the fascia extend up to a plain 8" high frieze, which in turn is topped by a 3-3/4" bed molding and a plain mantel shelf (4' 5-3/4" above the floor). The 1855 4' 11 1/2" wide brick hearth projects 1' 2" from the surround. The brick surface is painted black.

Heating: There are two supply vents at the east end of the ceiling and a return vent in the west wall.

Lighting/electrical: A six-arm chandelier with candelabra bulbs is suspended from the ceiling. Electrical elements include a duplex receptacles in the north, south and west walls and a switch in the north wall.

Furnishings and fittings: In 1855 this room was furnished as a bedchamber. It now functions as the dining room for the second floor apartment.

Finishes investigation: The Kutney analysis found the same tan paint (10YR 8/2) on the trim of the two doorways (2051, 2082). The mantel was primed in a gray paint, followed by a faux black marble finish.

ROOM 209 KITCHEN, 1855 DRESSING ROOM/BATHROOM

This room functions as the kitchen for the second floor apartment. The current conditions date to the 1984-85 renovation of the pavilion. The 14' 1" by 6' 8" room includes a window in the south wall and single doorways in the north and east walls.

A doorway centered in the west wall is concealed behind the current wall surface.

The circa 1853 floor plan for the addition to the pavilion shows this area divided by a partition into two rooms. The smaller space, accessed from the doorway in the north wall, was a bathroom complete with bathtub and a built-in cabinet toilet. The larger space to the south functioned as a dressing room with doors connecting to what were then chambers (rooms 208 and 211).

Floor: Random-width, 1855 (4" to 6" wide) tongue-and-groove floorboards are laid east/west.

Walls: The north and south walls are 1855 masonry walls finished in plaster. The 1984-85 west wall is furred out from the pavilion's original brick rear wall; it and the framed 1855 east partition are finished in plaster on lath.

Ceiling: The plaster-on-expanded metal lath ceiling is 10' 2" above the floor.

Baseboard: The 8-1/2" high baseboard includes a splashboard with a 1-3/4" molded top and a later cavetto shoe molding.

Door: The 1855 doorways in the north and east walls are trimmed with 5-1/8" wide single-fascia architraves (Type T-11). Evidence for hardware on the east doorway (No. 2082) indicates that it was originally hinged to swing into this room.

No. 2091: The 1855 2' 11-1/2" wide by 6' 7-1/4" high by 1-3/8" thick stile-and-rail door has four vertical recessed panels (Type D-8). Hardware: The door hardware includes a pair of later 3-1/2" iron butt hinges; a later replacement 3-1/4" by 4" iron rim lock with brown mineral knobs; and a surface-mounted Corbin deadbolt on the south face with a key cylinder on the north face. Evidence on the edge of the door, in the position of the current lock, indicates that an earlier lock type was placed there.

Window: The 1855 window opening in the south wall extends down to the floor. It is framed by a 5-1/8" wide architrave (Type T-12) and angled plain reveals. The 1855 6/6 double rope-hung sash have 12" by 16" panes, 5/8" wide angled muntins, original iron pulleys, and a recent brass sweep thumbblatch on the meeting rails.

Heating: A linear ceiling diffuser is positioned near the south end of the east wall.

Lighting/electrical: The kitchen is lit by ambient lighting above the cabinets and by undercabinet lighting. Other electrical elements include switches near the two doorways; duplex receptacles in the east and west walls; and duplex and switches above the west counter.

PAVILION VIII



Room 209, looking south.



Hall 210, looking east.

Plumbing: The counter of the north cabinets holds a stainless steel sink.

Equipment: The kitchen is outfitted with a Kenmore refrigerator on the south wall and a General Electric range and hood on the north wall. A telephone is mounted to the south wall. A dishwasher fits into the north cabinets.

Furnishings and fittings: The cabinets along the east and west walls, installed in the 1984-85 renovation, have flush plastic-laminate drawer fronts and drawers with finger slots routed into the tops. The upper and lower cabinets on the east wall, between the doorway and the refrigerator, are two bays wide, with one door in each bay.

The lower cabinet on the west wall has a plastic laminate countertop above four bays, with an opening for the dishwasher at the south end, two doors below the sink in the center bays, and four drawers in the north bay. The upper cabinet has four doors.

At the north end of the west wall is a hinged plastic laminate counter that folds down to allow

the door to open.

ROOM 210 CENTRAL HALL

Prior to the insertion of the doors at the east end of the hall, this passage extended to the rear east wall of the 1855 addition. The current 6' 0" by 12' 7" hall includes two doorways in the north wall, two doorways in the south wall, and a single doorway in the west wall. The east end of the hall is filled in with a glazed door and transom.

Floor: The 1855 random-width (3-1/2" to 5-1/2" wide) tongue-and-groove floorboards are laid east/west.

Walls: The 1855 north and south walls and the original rear pavilion wall to the west are brick masonry finished in plaster. A doorway and transom were installed between this hall and the stairway to the east in 1992.

Ceiling: The plaster-on-original wood lath ceiling is 10' 2-3/4" above the floor.

ARCHITECTURAL DESCRIPTION



Room 211 (Parlor), looking west.

Baseboard: The 8-1/2" high baseboard includes a splashboard with a 1-3/4" molded top and a later cavetto shoe molding. The condition of this surface infers that it is a restored feature.

Door: The 1855 north and south doorways are trimmed with 5-1/8" wide single-fascia architraves (Type T-11) and plain reveals. The east doorway, created in 1855 from an original window opening, has similar trim, as well as paneled reveals with quirked ogee panel moldings. Plain trim frames the 1992 west doorway and its single-light fixed transom.

Lighting/electrical: The hall is lit by a ceiling fixture with a frosted shade. There are two switches in the north wall.

Finishes investigation: The Kutney analysis found some variation between the paint (10YR 8/2) applied to the trim of the north and south doorways and that found on the doorway in the west wall (2122).

ROOM 211 PARLOR

With its beautifully detailed cornice, this large room was to serve as the formal parlor for the Pavilion's occupant. Each of Jefferson's pavilions included an elegant second floor parlor.

The 14' 1" by 23' 5" room includes single doorways in the north, east, and west walls; two windows in the south wall; and a handsome chimney breast and fireplace on the north wall.

The room retains all of its original architectural character with the exception of the modification of the original east window into a doorway, probably part of the expansion carried out in 1853-55.

The current occupant maintains the room as a formal parlor.

Floor: Original, random-width (3-3/4" to 6" wide), tongue-and-groove boards are laid east/west.

Walls: The north, east, and south walls are original brick masonry; the west wall is an original framed partition. All four walls are finished

PAVILION VIII



Room 211 (Parlor), looking east.

in plaster.

Ceiling: The later plaster-on-expanded metal lath ceiling is 10' 10" above the floor. An acoustical tile ceiling was removed in the 1980s.

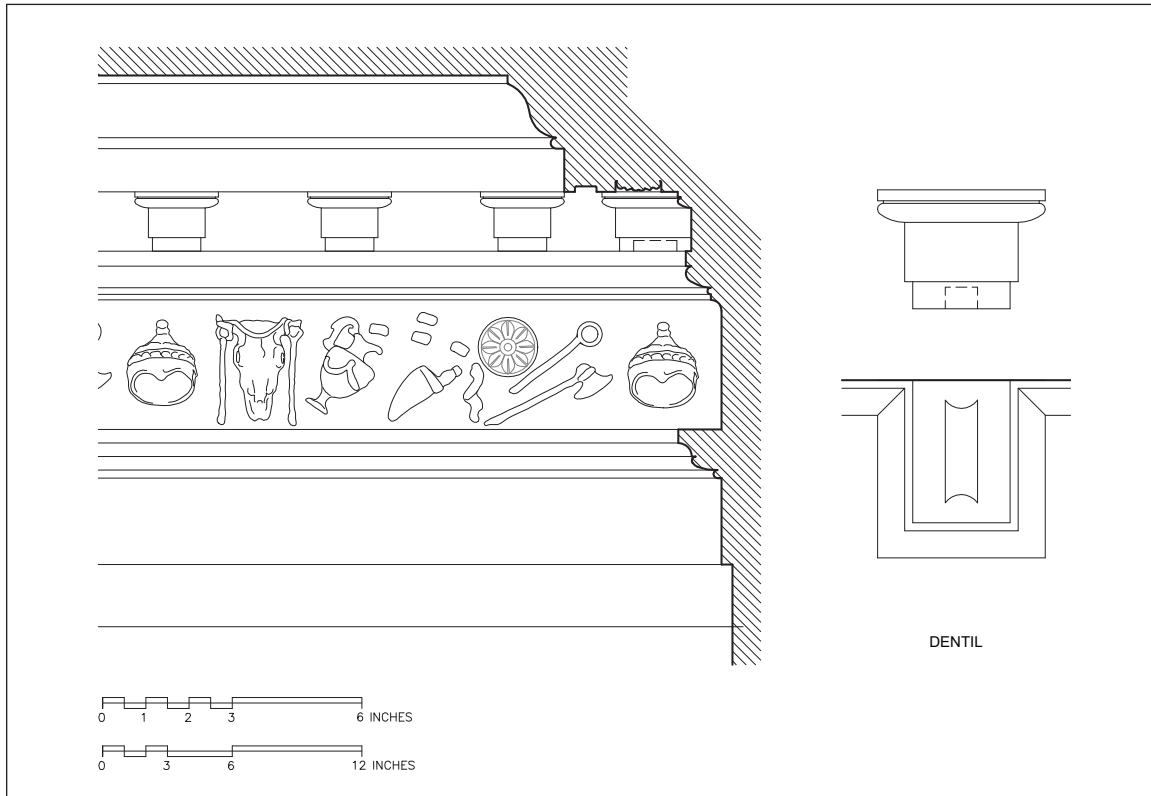
Baseboard: The original 8" high baseboard includes a splashboard with a 1-3/4" molded top and a later cavetto shoe molding.

Cornice: The original 2' 1-1/2" high wood entablature begins with a two-fascia architrave below a frieze embellished with bucrania, urns, and symbols of Roman sacrifice, all in a cast composition material supplied by William Coffee. Above the frieze is a bed molding and a projecting crown molding supported by modillions. The soffit between the modillions features small recessed panels ornamented with rosettes.

Jefferson based the frieze on Antoine Desgodetz's 1776 engraving of the Temple of Jupiter Thunder (now known as the Temple of Vespasian and Titus). Jefferson used the same frieze in his parlor at Monticello.

Doors: The original doorway at the east end of the north wall is framed by a 6-1/4" wide two-fascia wood architrave; the outer cyma recta molding has a small flush bead (Type T-15). The paneling lining the reveal has small cyma recta/quarter round panel moldings. The west doorway architrave is 6-3/4" wide with a slightly different molding between the fasciae; its paneled reveal is trimmed with a quirked ogee panel molding. Both architraves terminate at splashboard-height plinths. The east doorway, originally a window opening, has a two-fascia architrave (Type T-10). This doorway was created when the rear addition was constructed in 1853–55. The door, fixed in place, matches the other doors.

No. 2111: The original 3' 5-1/2" wide by 7' 2" high by 1-3/4" thick stile-and-rail door has six raised panels (Type D-4). When the door was last finished and grained, part of the west face was left with the original wood surface and applied original graining exposed. Hardware: The door hardware includes a pair of original 4" iron butt hinges; and an original



Room 211 entablature.

iron and brass mortise lock with brass knobs and drop keyhole escutcheons. The cover is missing from the escutcheon on the east face.

No. 2122: The original 3' 5-3/4" wide by 7' 2" high by 1-3/4" thick stile-and-rail door has six raised panels (Type D-4). Hardware: The door hardware includes a pair of original 4" iron butt hinges; an original iron mortise lockset (missing a brass face plate) with brass knobs and drop keyhole escutcheons; and a twentieth-century mortise deadbolt with a key cylinder on the north face and a turnkey on the south face. The original keyhole escutcheon is missing a cover on the south face of the door.

Windows: The two original window openings in the south wall extend down to the floor. The two-fascia architraves (Type T-8) terminate at splash-board-height plinths. The angled reveals are paneled. Each opening is fitted with the original 6/6 double rope-hung sash with 12" by 16" panes, 5/8" wide muntins, original brass sash pulleys, and a

recent brass sweep thumbblatch on the meeting rails.

Fireplace: The original 7' 7-3/4" wide plastered brick chimney breast projects 2' 1" from the north wall. The original brick-lined firebox and the stuccoed surround are painted black. The surround is bordered by an original 6-1/2" wide two-fascia wood architrave. Above the architrave is a plain 3-5/8" high frieze and a 6" high denticulated cornice supporting the mantel shelf, 4' 8-1/2" above the floor.

The original 5' 0-1/2" wide brick hearth projects 1' 9" from the surround. The brick surface is positioned slightly above the floor level, and is bordered by a 1-3/4" wide wood frame.

The Jefferson floor plan shows a Franklin stove in this location, and no chimney breast, but the current conditions appear to be original.

Heating: Linear ceiling diffusers extend along the east and west walls.

Lighting/electrical: The room is lit by pairs of single-arm, reproduction, electrified candle wall

PAVILION VIII

brackets on the north and south walls. Other electrical elements include duplex receptacles in the north, south, and west walls; and a switch near the west doorway.

Furnishings and fittings: This handsome room was originally intended to serve as the parlor for the Pavilion's occupant and it would have been furnished for that purpose.

After the construction of the 1853–55 addition this room may have functioned as a bedroom. It is currently furnished as a formal parlor with antique and reproduction pieces.

Finishes investigation: The Kutney paint analysis revealed two early finishes of a tan paint on the original cornice, followed by a third finish of pale blue paint. The door trim was first finished in the same tan (10YR 9/2–10YR 8/2) paint. The original Jefferson-era mantel retains two finishes in a light tan paint (10YR 9/2–10YR 8/2), followed by a third layer of black resinous finish to give the appearance of a black marble, a popular material for mantels in the 1830s–40s.

The Welsh analysis indicates that the earliest finish on the plaster walls was a yellowish gray (10YR 8.5/0.5) flat distemper paint.

ROOM 212 HALL

This long, narrow, central hall extends fully through the original portion of the pavilion. Jefferson's second floor plan does not include the projections at the center of the hall supporting the arch that spans the space. The 5' 11" by 30' 0" hall includes pairs of doorways in the north and south walls and single doorways in the east and west walls. The arch supporting the attic chimney for the north and south room fireplaces spans across the center of the hall.

The only modifications appear to be the insertion of a doorway in what was the original east window (circa 1853–55) and the creation of the large attic access opening in the ceiling in the later twentieth century.

The trim used to frame the central arch is unique to the pavilion but stylistically is contemporary with the original construction. The same trim is used at the west window of the upper landing of the original stair.

Floor: Original, random-width (4" to 6" wide) tongue-and-groove boards are laid east/west.

Walls: All four original walls and the central chimney support archway are original brick ma-

sonry finished in plaster.

Ceiling: The plaster-on-lath ceiling is 10' 10" above the floor. At its highest point, the arch in the central chimney breast is 9' 9" above the floor. A large, square, twentieth-century opening for access to the attic is positioned in the ceiling immediately east of the arch spanning the hall. The opening is fitted with a removable wood grill.

Baseboard: The original 8-1/2" high baseboard includes a 6-1/2" splashboard with a 1-3/4" molded top and a later cavetto shoe molding.

Doors: The arch at the center of the hallway is trimmed with a 5" wide symmetrical molding that terminates at springline-height bullseye blocks (Type T-18). The same trim is used at the west window of the stair alcove (214). Though different from the typical pavilion trim, this form is contemporary with the original construction.

The hall includes five original doorways: two in the north wall; two in the south wall; and one in the west wall. A window opening in the east wall was converted to a doorway in 1853–55 when the addition was built. All of the doorways are framed by original 6-1/4" wide two-fascia architraves; the outer cyma molding is trimmed with a small flush bead (Type T-10). The 1853–55 paneled reveals in the modified east opening are trimmed with quirked ogee panel moldings; the other doorways have original paneled reveals with quarter round and cyma or cavetto panel moldings.

No. 2121: The west entrance is fitted with a pair of original stile-and-rail door leaves, each 1' 8-1/2" wide by 6' 1-1/2" high by 1-3/4" thick with three raised panels (Type D-9). Hardware: Door hardware includes pairs of original 4-1/2" iron butt hinges. The south leaf has a 5" by 8" iron rim lock (possibly original) with two replacement brass knobs and an oval brass keyhole escutcheon; a Corbin surface-mounted deadbolt is mounted to the east face, with a key cylinder on the exterior face. On the north leaf is a replacement keeper as well as vertical iron slide bolts on the top and bottom rails.

No. 2122: The 1853–55, 3' 0" wide by 6' 6-3/4" high by 1-1/4" thick stile-and-rail door has four recessed panels (Type D-8). The panels are plain recessed panels on the west face; the east panels have quirked ogee panel moldings to match the reveal panels. Hardware: The 1853–55 hardware includes a pair of 3" butt hinges and a 4-1/2" by 5" Carpenter's lock with replacement brass knobs and an oval keyhole escutcheon. A twentieth-century

ARCHITECTURAL DESCRIPTION



Hall 212, looking east.



Stair hall 213, looking southwest.

deadbolt is surface-mounted to the west face with a key cylinder on the east face.

Lighting/electrical: The hall is lit by two 1920s-30s ceiling fixtures with frosted shades. Other electrical elements include switches near the southwest and east doorways.

Finishes investigation: The Kutney analysis found the same pale tan paint (10YR 9/2 on all of the door and arch trim elements. The Welsh analysis revealed a yellowish white (5Y 9/1) distemper paint on the plaster walls.

ROOM 213 SOUTHWEST HALL

This L-shaped hall houses the upper terminus of the original southwest staircase. The 14' 1" by 5' 11-1/2" hall includes single doorways in the north and east walls. There is a window in the west wall, north of the stairwell (214), and one in the south wall.

The hall plan duplicates the Jefferson floor plan. The only significant modifications exist at the south

window, where the lower sash is partially blocked by a panel that conceals the later roof on the student wing.

Floor: Original random-width (3-1/2" to 6" wide) tongue-and-groove boards are laid east/west.

Walls: The north, south, and west walls are finished with plaster on original masonry. The original wood-framed east partition is finished with plaster on lath. At the junction of the west wall and the stairwell, the corner is trimmed with a wood bead.

Ceiling: The later plaster-on-expanded metal lath ceiling is 10' 9" above floor.

Baseboard: The original 8-1/2" high baseboard includes a 6-1/2" splashboard with a 1-3/4" molded top and a later quarter-round shoe molding.

Cornice: The original 2' 10-3/4" high wood entablature is composed of a two-fascia architrave, a plain frieze, and a projecting denticulated cornice.

Doors: The original single doorways in the north and east walls have 6-1/2" wide two-fascia wood architraves (Type T-10). Wood panels line the re-

PAVILION VIII

veals of the north opening.

No. 2131: The original 3' 5 1/4" wide by 7' 1-3/4" high by 1-5/8" thick stile-and-rail door has six raised panels (Type D-4). Hardware: The door hardware includes a pair of original 4" high iron butt hinges; a 5-1/2" high brass-faced mortise lock-set (possibly original) with a pair of brass knobs and original drop keyhole escutcheon covers; and a twentieth-century 8" Baldwin mortised deadbolt with a key cylinder on the south face and a turnkey on the north face.

Windows: The original windows in the west and south walls of the hall are framed by 6-1/2" wide two-fascia architraves (Type T-16) and plain reveals. The openings extend to the floor. The west opening is fitted with an original 6/6 double rope-hung sash that has 12" by 16" panes and 5/8" wide muntins. In the south window, a wood panel (replaced in the 1980s) fills the bottom of the opening to mask the peak of the adjoining student dormitory roof; there are only three lights in the lower sash. Both openings retain the original brass pulleys, and include recent brass sweep thumbblatches.

Heating: A linear diffuser in the ceiling extends along the east wall.

Lighting/electrical: The hall is lit by a 1920s-30s ceiling fixture with a frosted shade. Other electrical elements include a switch on the east wall.

Finishes investigation: The Kutney paint analysis revealed a tan paint (10YR 8/2) on the window sash. The landing fascia was initially covered in a dark brown paint. The plaster walls retain evidence

for a thin layer of pale blue paint.

ROOM 214 STAIRWELL

This 6' 8-1/2" by 8' 0" space houses the southwest stair from the first floor. The stairwell is open to the hall to the east. There is a single original window opening in the west wall.

The finishes from 213 continue into this space.

Stair: The original stair from the first floor arrives at the second floor on the north wall of the stairwell. The railing extends across the opening to the south wall. The stylized C-scrolls that ornament the stringers continue across the soffit below the railing.

Window: The original west window is framed by a 5" wide symmetrical architrave that terminates at bullseye corner blocks (Type T-19). This original trim matches the trim on the central arch in the second floor hall (212). The angled reveals are lined with recessed panels. The original 6/6 double rope-hung sash have 12" by 16" panes, 5/8" wide muntins, original brass pulleys, and a recent sweep thumbblatch on the meeting rails.

Finishes investigation: The Kutney paint analysis revealed the same tan paint (10YR 8/2) on the west window trim as found on the trim of the southwest stair hall.

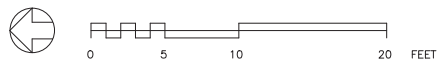
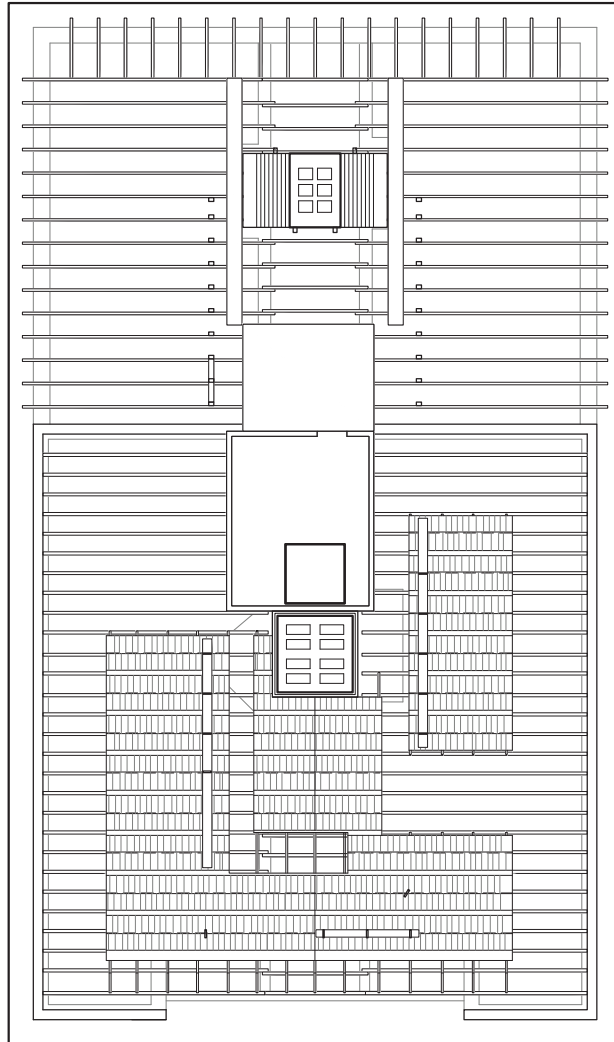
ARCHITECTURAL DESCRIPTION



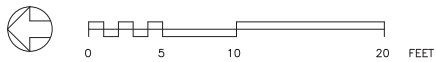
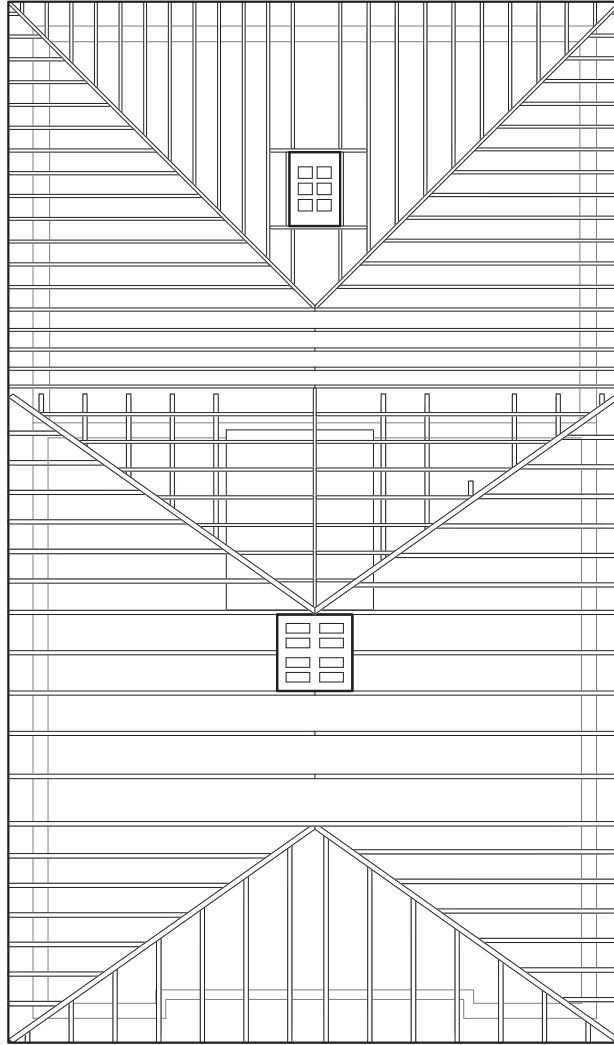
Attic above 1823 pavilion, looking northeast, with the surviving ridge-and-furrow roof and sheet metal flashing in the foreground.

ATTIC

The attic space beneath the framing of the hipped roof extends over the entire area of the 1823 pavilion and the 1855 addition. Access to the attic is through a large opening in the ceiling, just east of the 1823 chimney arch in the second floor central hall (212). A lattice panel screens the sheet metal access panel, which opens into a small mechanical room above the second floor ceiling. A ducted fan-coil unit in the mechanical room services the second floor residence. The floor of the mechanical room is plywood, and the wood stud enclosure is finished in gypsum board; exposed insulation covers the attic face of the partitions. Light is provided by an incandescent porcelain utility fixture on the ceiling. A small doorway in the east partition opens to the attic. All of these conditions date to the late twentieth century.



Attic plan
Note fragments of Jefferson's ridge-and-furrow roofing remaining at the west end of the attic.



Roof framing plan

PAVILION VIII



1855 chimney, looking east.

Floor: In the original Jefferson portion of the pavilion, two pairs of 10" wide wall plates extend east/west on each side of the chimney mass, dividing the floor framing into three bays. Tapered joists (typically 2-3/4" thick by 10" to 12" high, spaced 1' 3" to 1' 4" apart on center) extend north-south between the beams; in the outer bays, the joists are supported by a plate at the perimeter of the 1823 pavilion. Much of the 1823 ridge-and-furrow roofing, with multiple layers of shingles and the original metal flashing, is still in place above the joists.

The 1855 joists in the east end of the space are also laid north/south, supported by two central east/west wood wall plates flanking the chimney breast. The 2" by 9" joists (spaced 1' 7" apart on center) extend out past the plates into the north and south eaves; at the east end, the joists are set perpendicular to the others, and extend east into

the eave.

At the west end of the attic is a small space below the roof framing, above the recessed portico. Joists (approximately 1" by 6") spanning east/west support the split wood lath and plaster ceiling of the recess. A beam (approximately 8" square) spans between the tops of the portico columns.

Roof framing: The hipped roof structure consists of two sections: the framing above the original Jefferson pavilion dates to 1835, while the section extending to the east dates to 1855.

The rafters (3-1/2" by 5-1/4") of the hipped roof support tongue-and-groove sheathing boards. Collar beams are mortised into the rafters approximately 3' 0" above the top of the joists. In both sections of the attic, studs provide supplementary support for the rafters.

Chimney: The joists are framed around two stepped chimney masses: the original 1823 chim-

ARCHITECTURAL DESCRIPTION



1855 attic, looking southeast.

ney to the west; and the 1855 chimney to the east. Each consists of two separate chimneys that rise up from the basement foundations, then join near the ceiling of the second floor with an arch that in turn supports the central stepped chimney mass that extends above the roof. A similar condition is found in the attics of Pavilion II, Pavilion V, and Pavilion IX.

Systems: The attic area retains remnants of knob-and-tube electrical wiring. More recent electrical conduit is also visible throughout the space. Bare-bulb fixtures hang from the rafters.

Insulated ducts from the unit in the enclosure run along the joists and down to the slot diffusers in the ceiling of the second floor residence.

Furnishings and fittings: The original paneled wood aprons that were removed from the first floor windows in 1985, when the fan coil units were installed, are stored in the east attic.

PAVILION VIII

PROBLEMS OF REPAIR

Pavilion VIII has endured nearly two hundred years of continuous institutional use, and yet it has survived in relatively good condition. For most of the nineteenth century the building received sporadic maintenance. During the twentieth century maintenance improved; however, little or no effort was made to preserve or conserve the architectural features of the building until the late twentieth century. The pavilion has been used for classroom, living, and office space; and changes have been made to accommodate the various occupancies.

EXTERIOR

The detailed problems of repair have been itemized by elevation for the exterior building envelope; however, many of the problems are repetitive and have been summarized below.

1. The storm water drainage for the roof deck of the colonnade passing in front of Pavilion VIII has a convoluted path that contributes to the likelihood of roof leaks. The water on the deck immediately west of the pavilion is routed through scuppers to a ledge below, where it is re-directed to the north and south, before being discharged onto the colonnade roof decks adjacent to the student rooms. The prolonged presence of water on the flat, sheet metal roofing increases the probability of leaks through the seams in the sheet metal. The threat of leaks is compounded by the presence of roof penetrations for the support of the railings above the colonnade. Repeated occurrences of rot in the roof framing of the colonnade have confirmed the threat.
2. Leaks have occurred in the sheet metal roofing of the pavilion as well. Currently, there is significant rot in the north and south cornices toward the west end of the building. Water infiltration at seams in the sheet metal roofing above the built-up gutter, and rust-through of the sheet metal roofing, caused this damage. Built-up sealant applied to the sheet metal seams indicates that this has been an ongoing problem.
3. Roofing modifications changed Jefferson's intended appearance of the building. Jefferson designed the pavilion with a ridge-and-furrow wood shingle roof system with the intention that the building would be perceived to have a flat roof. A hipped roof was introduced in the 1830s to address roof leaks, and in 1855 a large addition extended the building and

PROBLEMS OF REPAIR



The Corinthian capitals have been painted, obscuring the original marble surface. The painted finish is dirty, and there is paint overspray on the adjacent brick.

roof to the east. Along the west elevation, the visual impact of the recessed center bay was compromised by a soffit bridging the recess.

4. The installation of hipped roofs in the 1830s on the adjoining student rooms addressed the roof leak issues associated with Jefferson's ridge-and-furrow roofing; however, the new roofing resulted in an awkward design resolution at the north and south elevations of the pavilion where the ridge of the new roofing abuts the second floor window openings in the pavilion.

5. The downspout connections to the underground storm water drainage system are in poor condition. Abandoned connections with open pipes were observed at ground level.

6. The brick building envelope is soiled and requires cleaning. At the base of the building there is discoloration caused by storm water splash-back from the red clay soil. Algae, lichen, moss and vines are growing on the masonry.

7. There is excessive paint coating build-up on the woodwork and masonry, including the building entablature, the columns, the column capitals, the windows, the window and door

PAVILION VIII



Leaks in the seams of the sheet metal roofing and rust-through perforations in the sheet metal are causing the wood cornice moldings and modillions of the north elevation to rot.


architraves, and the porch construction. In many areas the paint is dirty and peeling. Paint drips are present on the brick masonry, and worn paint coatings remain on the east elevation.

8. The masonry pointing has failed in many ways: open mortar joints, cracked mortar joints, and eroded mortar joints. There are areas where mortar repairs have been attempted without success: mortar has been buttered over the face of the brick, and mortar repairs often do not match the color, profile, and composition of the nineteenth century mortars.

9. Differential settlement has occurred between the eastern piers of the rear porch and the east elevation of the pavilion. Cracks have developed in the brick and concrete construction of the porch, adjacent to the keystones in the arches on the north and south elevations. These cracks have allowed water to enter the masonry construction and carry salts to the surface of the brickwork where sub-florescence and efflorescence has occurred and caused the brick to spall.

10. At the northeast corner of the pavilion, there are vertical settlement cracks in the brick masonry between the window openings on the east elevation.

PROBLEMS OF REPAIR



Differential settlement between the pavilion and the east porch has caused cracks in the brick arches on the north and south sides of the porch. The cracks have allowed water to infiltrate the masonry construction, contributing to efflorescence, mortar erosion and brick spalling.

11. Rising damp at the base of the north elevation has resulted in visible efflorescence at the west end of the building.
12. The windows and shutters are deteriorated. The window glazing putty is heavily applied, irregular and cracked. Window muntins are missing and deteriorated, and window glass is cracked. The stile-and-rail construction of the wood shutters is cracked, slats are displaced, and paint is peeling. Shutters are missing.

WEST ELEVATION

1. The parged columns of the colonnade have uneven finishes, and there is a general loss of molding detail resulting from the build-up of finishes.
2. The colonnade entablature has been opened to address recurring issues with water infiltration and rot of the framing.
3. The painted finishes on the west elevation are dirty.
4. The glazing putty on the ground floor windows is cracked and irregular in its application. There is mildew growing on the putty in several locations. There are cracked lights in the upper sash of the two south windows.
5. The south shutter holdback, at the south ground floor window within the façade recess, is missing. Similarly, the outer shutter holdbacks of the second floor recessed windows are missing.
6. The parging on the two-story columns flank-

PAVILION VIII



The entablature framing at the northwest corner of the colonnade is rotted. This damage appears to be the result of poor drainage discharge from the colonnade roofing in combination with leaks in the sheet metal roofing.

ing the entry is cracked, and excessive paint build-up obscures the base moldings of the columns. The marble capitals of these columns have been painted; the painted finish is dirty. There are insect nests and paint overspray on the brickwork adjacent to the capitals.

7. The nosing on each of the wood entry steps is worn, and the wood substrate is exposed.

8. The screened wood frames that have been fabricated to protect the basement windows detract from the character of the façade. The painted finishes of the frames and windows are dirty and covered with spider webs. There is an accumulation of leaves and debris in the window wells.

9. The painted sheet metal mailboxes hung on the shutters flanking the entrance are rusted and deformed.

10. The faux-finish graining on the leaves of the entry doors is abraded, and the clear topcoat finish

has peeled in localized areas.

11. The mortar pointing repairs made to the brickwork beneath the first floor, south window in the entrance recess do not match the character (color and composition) of the adjacent penciled mortar joints.

12. There are paint drips on the brick façade at the first and second floor levels.

13. The painted finish on the entablature is cracked and crazed, and there are uneven layers of paint build-up. At the north end of the façade, aggressive paint scraping has left the surfaces of the wood architrave and frieze uneven.

14. A light in the lower sash of the second floor north window is cracked. The glazing putty at the second floor windows is cracked and uneven in application. There are paint drips on the glass window panes.

15. The painted finishes within the second floor

PROBLEMS OF REPAIR



The flat-lock seam sheet metal roofing above the colonnade is compromised by penetrations for the attachment of the railing and railing braces. The scuppers draining to the west are clogged with leaves and debris.

alcove are dirty.

16. The steel brackets supporting the railings at the second floor alcove are rusting. The fasteners for the brackets are screwed through the sheet metal roofing on the deck.

17. The painted finish on the second floor screen doors is built-up and crazed.

18. The outer shutters of the second floor door opening are missing; the pintles remain.

19. The painted finish on the soldered flat-lock seam sheet metal roofing above the colonnade is dirty, and there is a build-up of leaves against the curb of the west railing. The painted finish on the sheet metal adjacent to the curb is peeling.

20. The colonnade roof immediately west of the pavilion drains through five scuppers to a ledge covered with soldered, flat-lock seam sheet metal roofing above the colonnade entablature. This one-foot wide ledge has a one inch sheet metal lip that

retains the storm water runoff, and directs it north and south, with very little pitch, back onto the lower colonnade roofing to the north and south of the pavilion. This is an inefficient drainage system. The scuppers are clogged with leaves, and water ponds on the flat ledge. The soldered seams of the sheet metal roofing on the ledge have been covered with sealant. The rotted wood lintels spanning the colonnade below appear to be the result of leaking seams in the sheet metal roofing and/or the failure of the colonnade railing attachments (pitch pockets to the north and south of the pavilion and gasketed brackets on the curb in front of the pavilion).

21. There are two diagonal metal braces for the colonnade railing attached directly to the colonnade roof deck; the fasteners are screwed through the sheet metal roofing. Although washers and sealant were used, this design has created a weak point in the roofing membrane where it is likely

PAVILION VIII



The mortar in the brick wall construction near the second floor, southwest corner of the pavilion has failed; the mortar is eroded, cracked, and missing. An excessive application of sealant at the roof flashing detracts from the appearance of the building construction.

that leaks will develop.

NORTH ELEVATION

1. The intersection of the hipped slate roof of the student rooms and the north wall of Pavilion VIII is poorly resolved. The ridge of the roof terminates at the east architrave of the pavilion's west window; the west slope of the roof abuts the lower sash of the window and is awkwardly flashed.

2. A three foot section of the pavilion's wood cornice, above the east slope of the dormitory roof, is rotted. It appears that a sheet metal seam in the lining of the built-up gutter has failed.

3. The window shutters at the second floor west window are missing.

4. Pointing repairs made at the west end of the second floor do not match the color of the early mortar. The surviving early mortar is eroded and cracked.

5. Algae is growing on the brick masonry along the projecting edge of the water table separating the basement from the first floor.

6. There are open joints in the brick wall construction at grade level. Algae is growing on the brick masonry, in the open joints and on the concrete door sills at grade level.

7. Efflorescence is visible on the brickwork at the west end of the elevation, up to 24" above grade.

8. There are open mortar joints surrounding the west door architrave.

9. There are significantly eroded mortar joints in a band extending from four feet to seven feet above grade, at the western end of the elevation.

10. The aluminum half-height window screens are deformed. The screen is missing at the lower east window.

11. There are vines growing on the brick masonry, the window shutters, the downspout and the entablature at the east end of the building.

PROBLEMS OF REPAIR



In this view towards the south end of the east porch worn and peeling paint, efflorescence, and algae are visible.

12. The shutter hold-back is missing from the lower, east window shutter.

13. Lichen appears to be growing on the brick masonry at the east end of the basement floor.

14. Algae is growing on the brick masonry at the northwest inside corner of the pavilion and the abutting student room.

15. At the east end of the building, a horizontal slot in the brick wall construction just above grade level is covered with hardware cloth. The hardware cloth is crudely attached to the brick wall surface with screws in the mortar joints surrounding the opening.

16. Mortar is buttered over the face of the brick around the hose bib at the east end of the building.

17. There is orange soil backsplash along the base of the wall and at the foot of the door architraves.

EAST ELEVATION

1. At the northeast corner of the pavilion, there are vines growing on the brick masonry. The vines are growing on the pavilion and on the east porch. They extend vertically to the entablature of the building. The vines contribute to moisture retention in the masonry.

2. Between the upper south corner of the north basement window opening and the lower south corner of the north first floor window opening, a hairline crack extends vertically through the brick and mortar joints, and through the concrete lintel of the stair opening in the porch deck.

3. There appears to be stepped hairline cracking in the brick masonry between the sill of the upper north window and the upper south corner of the first floor north window opening.

4. Deteriorated paint remains on the brick behind the first floor north window's south shutter.

PAVILION VIII

5. The paint on the window shutters is beginning to crack and peel.

6. The north door shutter holdback is loose, and the brick around its embedment has spalled.

7. The paint on the wood porch railing is dirty and peeling, and the wood substrate is exposed. Algae is growing along the bottom rail.

8. Although there are no screen or storm door leaves at the first floor door opening, butt hinge plates remain screwed to the jamb where these doors once existed.

9. The wood door leaves at the first floor opening are eroded and have uneven paint buildup. The glazing putty on the transom muntins is heavily applied and irregular. At least three lights in the transom are cracked; one segmental muntin is missing and has been painted-in on the surface of the replacement glass.

10. The painted finish on the concrete porch ceiling at the basement level is peeling.

11. At the basement level, worn areas of white and terra cotta paint remain on the brickwork of the east elevation. Areas of white paint remain on the inner faces of the porch piers.

12. Salt staining and efflorescence are visible on much of the brick porch construction.

13. Relatively minor efflorescence is visible on the east elevation of the pavilion, above the terrace paving.

14. There are open mortar joints in the brickwork above the basement door opening and in the pier to the north of the door.

15. Algae, efflorescence and open mortar joints are present beneath the stair construction at the northwest corner of the porch.

16. The painted finishes on the wood stair are dirty, worn and peeling.

17. Algae and mildew are growing on the trellis at the north end of the porch.

18. Lichen and moss are growing on the outer brick piers of the porch.

19. Salt on the surface of the porch brickwork appears to be the result of moisture in the deck above.

20. The brickwork above the outer porch piers has open mortar joints and localized areas of spalling, apparently the result of efflorescence and subflorescence of salts.

21. The north brick arch of the porch, to the east of the keystone, is cracked. The concrete deck immediately above is cracked as well. The mortar joints adjacent to the crack are open.

22. The south brick arch of the porch, to the west of the keystone, is cracked. The concrete deck immediately above is cracked as well. The cracks in the north and south arches of the porch, and at the concrete porch deck, appear to be the result of differential settlement between the pavilion and the footings of the outer porch piers.

23. The east elevations of the brick porch piers are heavily soiled. Ferrous nails have been driven into the mortar joints of the intermediate piers. There are open joints in the brickwork.

24. The concrete paving beneath the center arch of the porch is cracked.

SOUTH ELEVATION

1. The intersection of the hipped slate roof of the student rooms and the south wall of Pavilion VIII is poorly resolved. The east slope of the dormitory roof abuts the lower sash of the pavilion's west window. A large expanse of sheet metal flashing has been used to cover the bottom of the window opening.

2. The window shutters at the second floor west window are missing.

3. An open, rusted elbow and galvanized electrical conduit are attached to the east architrave of the pavilion's second floor southwest window. The surface-mounted conduit is routed along the slope of the roof and down the brick wall of the pavilion, before entering the east wall of the student dormitory approximately four feet above grade.

4. Excessive sealant has been used at the intersection of the stepped copper cap flashing for the dormitory roof and the brick wall of the pavilion.

5. Above the second window east of the pavilion's west façade, approximately four feet of the wood cornice is rotted.

6. There are open and cracked mortar joints in the brickwork at the west end of the elevation. Later mortar repairs do not match the character (color) of the early mortar.

7. There are paint drips on the brick wall surface at the west end of the elevation.

8. The painted finish on the southwest downspout is peeling.

9. The cornice and modillions at the intersection of the original building and the east addition (approximately three feet in length) are rotted.

10. There are miscellaneous holes in the brick masonry where fasteners have been removed.

11. At the west basement window opening, the sill, sash and architrave are discolored by splash-

PROBLEMS OF REPAIR

back from the clay soil at grade.

12. At the west end of the elevation, the mortar joints near grade level are heavily eroded.

13. There are cracks in the stile-and-rail construction of the shutters flanking the west, intermediate first floor window. The paint on the shutters is peeling. It appears that sheet metal flashing was not provided along the upper edges of these shutters.

14. Slats in the west shutter of the east, interme-

diate second floor window opening are displaced.

15. There are eroded and open mortar joints in localized areas near grade level at the east end of the building.

16. Localized areas of mortar repairs do not match the character (color) of the adjacent mortar.

17. Caulk has been used as an expedient repair for open mortar joints above the east basement window.

INTERIOR

Detailed problems of repair have been itemized by room for the interior of the building; however, many of the problems are repetitive and have been summarized below.

1. The wood flooring is moderately abraded. There are gaps and splinters in the flooring.

2. There are uneven and cracked plaster finishes. There are localized areas of friable plaster where plumbing leaks or water infiltration have occurred.

3. Painted surfaces have excessive coating buildup, especially the wood moldings at the cornices, baseboards, windows, doors, architraves and mantels. Many of the painted finishes are dirty. The coatings on the faux-finish grained doors are generally chipped, especially at exposed edges.

4. Many of the window muntins are splintered and abraded; the damage often being caused by the operation of window sash with the sweep sash lock in the closed position. The wood Venetian blinds at the window openings are heavy and difficult to operate; they are generally dirty.

5. The stair railings and balusters have insufficient support. Years of institutional use and occasional abuse have resulted in handrails and balusters that are easily deflected with lateral force.

6. Door hardware is broken and misaligned, making door operation difficult.

7. Surface-mounted electrical conduit, junction boxes and devices have been installed throughout the pavilion.

8. The modern casework in the bathrooms and kitchens is worn, and the hinges are misaligned. The plastic laminate surfaces on the casework are beginning to fail. The bathroom fixtures and finishes are failing.

9. Generally, the mechanical systems are operating without problem; however, the ducted fan-coil unit located in the attic and serving the second floor apartment is approximately thirty years old and beyond its expected service life.

PAVILION VIII

10. The domestic water distribution piping is not fully insulated. The plumbing fixtures are in working condition, but none of them appear to be handicap accessible.

11. The building does not have a fire protection system. The existing fire detection and alarm system utilizes wireless technology and was installed as a temporary solution; there have been some operational issues with the system.

12. There is no emergency lighting in the building; and the egress signs, which utilize radiological tritium illumination, are beyond their expected service life.

ROOM B01 UTILITY CLOSET

1. The finishes within this space are mildewed, dirty, peeling and have uneven layering.
2. The concrete floor is partially obscured by a carpet remnant.
3. Old venetian blinds and dehumidifier filters are stored in this space.

ROOM B02 CLASSROOM

1. Carpet obscures the floor.
2. The paint build-up on the door architraves obscures the molding profiles. The architraves at the southwest and the east doorways are gouged and splintered.
3. The center horizontal muntin in the upper sash of the north window is splintered. The damage appears to have been caused by the operation of the sash with the sweep sash lock in the closed position.
4. The longitudinal east-west seam in the gypsum board ceiling (located to south of center) has opened.
5. Rising damp has caused significant paint blistering and friable plaster conditions along the base of the east wall up to three feet above the finished floor. Peeling paint is also present on the north wall to either side of the door opening and to the east of the window opening.
6. Paint blistering and peeling paint caused by rising damp are visible on the south wall, east of the chimney, and on the east face of the chimney mass.
7. The high humidity level in this room, probably resulting from problems with rising damp, has resulted in the installation of a ducted dehumidification system for the space.
8. The painted finishes on the walls are scuffed.
9. The surface-mounted electrical conduit on the east, south and west walls detracts from the

historic character of the space.

ROOM B03 LIVING ROOM

1. Carpet obscures the floor.
2. Rising damp flanking the north entry has resulted in friable plaster.
3. The top rail of the bottom sash on the north window is splintered.
4. The wall plaster beneath the east window, and to the north of the window, is blistered as a result of water infiltration.
5. The wall plaster behind the fan coil unit in the northeast corner of the room is friable. This has resulted in a significant amount of plaster debris on the floor at the base of the piping.

HALL B04

1. Carpet obscures the floor.
2. The steel cover on the baseboard radiator is discontinuous.
3. There are hairline plaster cracks in the reveals flanking the north door.
4. The painted finishes on the door architraves and reveals are built-up, obscuring molding profiles.

ROOM B05 DINING ROOM

1. Carpet obscures the floor.
2. The heavy build-up of paint on the window sash and reveals obscures the molding profiles.

ROOM B06 KITCHEN

1. The brick floor is partially obscured by area rugs/mats.
2. The paint build-up on the window sash and sill obscures the profiles; the paint layering is uneven and cracked.
3. The painted finish on the plaster wall north

PROBLEMS OF REPAIR

of the door opening is peeling, and the plaster appears to be friable.

4. The painted finish on the plaster window reveals is cracked and peeling.

ROOM B07 BATHROOM

1. The plaster ceiling is uneven and cracked, and the painted finish is peeling.

2. The uneven paint build-up on the door architraves obscures the molding profiles.

ROOM B08 BEDROOM

1. Carpet obscures the floor.

2. The plaster wall surface to the west of the window opening is blistered.

3. There is significant paint buildup on the window sash and sill. The buildup of coatings is uneven and obscures the molding profiles. Individual muntins are gouged and splintered.

CLOSET B09

1. There is evidence of rising damp on the north and south walls of the closet, where paint is peeling from the plaster.

ROOM B10 OFFICE

1. The floor is obscured by carpet. The carpet is stained.

2. The painted plaster walls are largely obscured by furniture and stored materials.

3. The bezel is missing from one of the two ceiling downlight fixtures.

4. There is significant paint build-up on the window sash and architraves. The horizontal muntins in the upper sash are abraded.

5. The mortar joints in the back of the fireplace firebox are deteriorated.

6. The painted finish on the board-and-batten door is dirty and worn.

CLOSET B11

1. The painted plaster wall surfaces are scuffed and dirty, especially at the northwest corner of the room.

2. The painted concrete floor finish is worn, and the concrete is exposed.

3. The painted finish is peeling from the lower wall surfaces on the north and south elevations of the closet. It appears that rising damp may be causing this condition.

4. Stored housekeeping materials and archived reports obscure much of the wall surface in the room.

5. There is surface-mounted conduit and a surface-mounted heat detector on the west wall and ceiling at the west end of the room.

STAIR HALL B12

1. There are hairline cracks in the plaster ceiling at the south end of the hall. There is blistered and friable plaster on the ceiling adjacent to the basement window.

2. The basement window is dirty, and the window frame has separated from the wood reveal. One light in the sash is cracked. The window is held in place by paint and toe nails.

3. There is no base applied to the plaster walls of the hall; the plaster wall finishes near the floor level are scuffed, dirty and uneven. The painted finish at the base of the west wall is blistered, and the plaster is friable.

4. The basement floor is obscured by carpet.

5. The plaster wall surface above the cased opening at the north end of the hall is uneven, and the painted finish does not match the adjacent wall finishes.

6. The electrified sconce in the hallway is dirty.

7. The baseboard radiator on the east wall of the basement hallway is scuffed and missing an end cap. The fin tube enclosure is resting on the carpeted floor preventing adequate air flow through the radiator.

8. The door at the foot of the stair does not latch; the door frame is out of square.

9. Two of the treads on the lower basement stair run are split.

10. The basement stair risers are scuffed and abraded.

11. The baseboard cap molding along the basement stair is obscured by the heavy build-up of paint.

12. There is significant paint buildup on the pickets and newel posts of the basement stair. The paint is scuffed and abraded.

VESTIBULE B12

1. Carpet obscures the floor.

2. The painted wall and door finishes are dirty and scuffed.

3. Vertical and horizontal hairline plaster cracks have developed on the west wall, above and adja-

PAVILION VIII

cent to the west door opening.

4. There is no base applied to the plaster walls; the plaster wall finishes near the floor level are uneven.

UTILITY TUNNEL B14

1. The plywood walking surface on the dirt floor near the center of the tunnel is rotted.

2. The unpainted brick walls have open joints and deteriorated mortar as a result of rising damp. The rising damp extends up to thirty inches above the dirt floor. The mortar loss is significant, and there is some displacement of bricks in the wall construction.

3. The large hole chopped through the south brick wall for the passage of pipes and conduit has no lintel.

4. The electrical junction boxes for bare bulb light fixtures on the ceiling of the vault are open, and the wiring is exposed.

5. Trash and boxes of filters are littering the space.

6. The painted finish on the board-and-batten door and architrave is dirty.

ROOM 101 ALCOVE

1. The painted plaster wall finishes are scuffed and dirty. The plaster on the south wall is damaged where hardware anchors have been pulled from the wall.

2. A single light in the lower sash of the window is cracked. The window glass is dirty. The heavy build-up of paint on the window muntins is crazed, cracked and chipped, exposing the wood substrate.

3. The wood fan-coil enclosure is scuffed and abraded.

4. The faux-finish grained doors at the entrance to the alcove are abraded along the edges of the leading stiles. The sheen on the grained door finish is variable, from flat to matt. There is heavy paint build-up on the wood arch and fluted column construction at the entrance to the alcove. Uneven paint remains on the underside of the arch where a transom was removed.

5. Electrical conduit and a wireless fire alarm repeater panel have been mounted on the north wall.

6. The upper and lower butt hinges for the south door leaf are broken. The upper hinge of the north leaf has been pulled loose from the jamb.

ROOM 102

General Note: The wood venetian blinds used throughout the first and second floors are heavy and do not operate well.

1. The wood floor is obscured by carpet. The carpet is worn beyond repair.

2. There are hairline cracks in the plaster ceiling.

3. The painted plaster wall finishes are dirty and scarred from the extensive use of tape to hang signs and photographs.

4. The electrified wall sconces are dirty.

5. A single light in the lower sash at each of the three windows is cracked. The window glass is dirty, and there are remnants of tape and tape residue on the glass. There is heavy paint build-up on the window sash and architraves.

6. The tops of the wood fan-coil enclosures beneath the north windows are abraded. The west enclosure has splits in the top, and the screws are missing from the grille of the east enclosure.

7. The lower wall surfaces at the perimeter of the room are obscured by furniture.

8. The wood corner beads of the projecting chimney mass are heavily abraded. The painted wood mantel is scuffed, and the paint is chipped.

9. The paint build-up on the baseboard cap molding obscures the molding profile.

10. The architectural finishes in this room have been treated with little care or respect. The space has the offensive smell of a locker room.

ROOM 103 CLASSROOM

1. A network of hairline cracks traverses the plaster ceiling at the east end of the room; the plaster in this area is uneven. In the northwest corner of the room, the plaster ceiling finish is bubbled and appears to have been patched; the damage is located beneath the second floor bathroom shower.

2. The tongue-and-groove floorboards have gaps up to 3/8" wide. Individual east-west floorboards in front of the fireplace, and near the center of the room at the east end of the space, are significantly eroded and require replacement.

3. The wall plaster in the northeast corner of the room is friable. The water damaged plaster extends nearly the full height of the walls and is concentrated on the north wall.

4. The fan-coil enclosures on the north wall, and the window architrave on the east wall, have been abraded by the movement of the classroom chairs.

PROBLEMS OF REPAIR



The brick masonry above the opening at the south end of B14 is unsupported.



The coatings at the exposed edges of the faux-finish grained doors are chipped and abraded.

Similar damage has occurred at the pilasters flanking the fireplace.

5. The anchors along the base of the blackboard on the north wall have been pulled loose from the wall plaster.

6. There is uneven paint layering on the splayed window reveals and on the window sash. The center horizontal muntin of the upper sash at each window is abraded. A single light in the lower sash of the northeast window is cracked.

7. The top of the wood fan-coil enclosure beneath the northwest window has been indented. Screws are missing from the fan-coil grille at the northeast window, and the hexagonal replacement screws do not match the original oval-head screws.

8. There is heavy uneven paint build-up on the door architraves. A replacement screw at the upper hinge of the southwest door protrudes through the finished face of the west architrave.

9. The locksets on the doors are not well aligned with the keepers on the door frames, making the doors difficult to latch and lock.

10. The edges of the leading stiles on the doors are abraded, and the heavy build-up of paint is chipped, exposing the wood substrate.

11. The sheen on the faux-finish grained west door is variable, ranging from flat to matt.

12. The baseboard shoe mold is abraded.

13. The wood corner boards at the projecting chimney mass have uneven layers of paint and noticeable abrasion. The corner boards have separated from the plaster wall surface.

14. The surface-mounted electrical receptacles above the baseboard on the west wall detract from the historic character of the space.

PAVILION VIII



The interior face of the segmental muntin at the first floor east door transom is missing. It is one of three muntins missing at the transom. The build-up of paint coatings has obscured the molding profiles of the sash.

HALL 104

1. There is a network of hairline plaster cracks on the ceiling.
2. The wood floor is obscured by carpet.
3. There are hairline plaster cracks along the base of the north wall.
4. There is heavy, uneven paint build-up on the door architraves that obscures the molding profiles. The projecting edges and beads of the architraves are abraded.
5. There is heavy paint build-up on the door leaves at the east entry. The painted finishes are cracked, and there is uneven paint layering at the joints and at the perimeters of the raised door panels.
6. The hook attached to the east door architrave of Room 105, for the support of the privacy rope at the base of the stair, is loose and bent. The railing

and balusters of the lower stair run are not well supported; they are easily deflected with lateral force.

ROOM 105 OFFICE

1. There are gaps, up to 3/8" wide, between the tongue-and-groove floorboards at the east end of the room.
2. Surface-mounted electrical conduit and receptacles are mounted on the face of the baseboard along the south and east walls of the room. Surface-mounted receptacles are mounted above the west baseboard.
3. The north door does not latch. The paint build-up on the north door architrave is heavy and uneven. There is significant abrasion on the leading edge of the outer door stile, adjacent to the mortised lockset.
4. There are hairline plaster cracks on the walls

PROBLEMS OF REPAIR



The painted wall plaster in the northeast corner of room 103 is blistered and friable. The damage has been caused by water infiltration that is attributable to a backup in the storm water drainage system at the northeast downspout.

in the southeast corner of the room between the south and east window openings.

5. There is uneven paint layering on the window sash and on the splayed reveals of the windows. The horizontal muntin in each of the upper window sashes has been abraded by the operation of the sash with the sweep sash lock in the closed position. The damage at the south window is pronounced.

6. The tops of the wood fan-coil enclosures are gouged and indented.

ROOM 106

1. The modern casework along the north wall of this room has been significantly modified. The doors have been removed from the overhead cabinets; the counter has been removed; and a lowered desktop has been installed.

2. Surface-mounted electrical conduit extends

along the baseboard on the south and west walls.

3. There is heavy paint build-up on the south window architrave, obscuring the molding profiles. The paint layering on the window muntins is uneven. The horizontal muntins in the upper sash are out of alignment, and the west muntin is splintered.

ROOM 107 TOILET ROOM

1. A retrofitted exhaust fan in the northwest corner of the ceiling is noticeably smaller than the fan it replaced. A sheet metal apron was fabricated to accommodate the smaller fan.

2. There appears to be a small area of bubbled plaster in the southeast corner of the ceiling.

3. The floor-mounted toilet in the northwest corner of the room has been displaced from its installed position.

4. The leading edge of the painted door is abrad-

PAVILION VIII

ed, exposing the lighter base coat of finish. The thumb turn for the deadbolt and the lever for the door are scratched and worn. There is heavy paint build-up and uneven paint layering on the door architrave and reveal.

5. The marble countertop is discolored and the finished surface has been etched. The marble back-splash is cracked and broken. The spout of the faucet is loose. There is sealant failure and water damage to the wall surfaces at the perimeter of the countertop.

6. The flush doors of the modern casework are racked, and the cabinet door hinges have failed or come out of alignment. The plastic surface of the flush doors is delaminating.

7. The painted switch plate adjacent to the door is dirty, and the paint is abraded.

ROOM 108 CLASSROOM

1. The ceiling plaster surrounding the west downlight bezel is chipped and broken.

2. The shoe molding at the foot of the south baseboard between the windows is missing, exposing the ends of the floorboards.

3. The shoe molding at the perimeter of the room is abraded and missing paint.

4. The floorboards are generally worn but serviceable. A single floorboard extending south from the east end of the hearth is heavily abraded and requires replacement.

5. The paint build-up on the moldings of the baseboard, chair rail, windows and door architraves, and on the mantel, obscures the molding profiles.

6. The mantel architrave and the plaster and wood corner beads of the projecting chimney mass have been abraded and chipped by the movement of the classroom chairs.

7. The maple tables require minor repair and refinishing.

8. The leading stiles of the faux-finish grained doors are abraded, and the light base coat is exposed. The sheen on the grained finish is variable, ranging from flat to matte. The grained finish is cracked in localized areas, exposing the base coat.

9. The light fixtures are dirty.

10. The blackboard on the east wall has pulled loose from the plaster wall surface.

11. The plaster on the south wall, between the windows, is scuffed and scarred where a wall hanging has been removed. The hooks remain in the plaster.

12. The muntin profiles on the window sash are obscured by paint build-up and filler. The center horizontal muntins in the upper sash have been abraded by the operation of the sash with the sweep sash lock in the closed position.

13. The top of the wood fan-coil enclosure beneath the southeast window is split. Screws for the grilles at both enclosures are missing.

14. Surface-mounted receptacles are located above the east baseboard.

HALL 109

1. The wood floor is obscured by carpet.

2. There are hairline cracks in the ceiling plaster.

3. There is heavy and uneven paint build-up on the cornice moldings. It is especially pronounced along the seams (butted and mitered joints in the wood moldings, and horizontal seams between the wood moldings and the adjacent plaster surfaces).

4. There is heavy and uneven paint build-up on the door architraves; the wood moldings are abraded.

5. The faux-finish graining on the leading stiles of the west entry doors is dirty and worn; the light base coat is exposed. The raised wood panels in each door leaf are split vertically; daylight is visible through the cracks.

STAIR HALL 110

1. The wood threshold at the door opening to Hall 109 is worn and splintered.

2. There is a heavy build-up of paint coatings on the window and door architraves that obscures the molding profiles. The paint layering is uneven.

3. There is a heavy and uneven build-up of paint on the window sash and reveals. The center horizontal muntin in the upper sash of the northwest window is splintered; this resulted from operation of the sash with the sweep sash lock in the closed position.

4. Three lights in the upper sash of the southwest window are cracked.

5. The railing of the lower stair run to the second floor is insufficiently supported and has several loose balusters. A significant lateral force against the railing appears to have pried the stair nosings loose that retain the tenoned balusters.

6. Two stair treads in the lower stair run to the second floor are split; one along its entire length.

7. The stair risers are abraded and scuffed.

PROBLEMS OF REPAIR

ROOM 201 OFFICE

1. The wood floor is moderately abraded. There are gouges in the floorboards in the southwest quadrant of the room.
2. There is blistered paint and friable plaster immediately north of the window architrave of the west windows.
3. There is a cracked light in the lower sash of the west window.
4. The painted finish on the window sash are built-up and peeling. The sash are dirty.
5. There is a surface-mounted fire alarm repeater panel and cellular antenna on the east wall, above and to the north of the door opening.

ROOM 202 STUDY

1. The leading edge of the southwest door binds on the door jamb. The faux-finish graining on the leading stile of the door is chipped.
2. The wood floor is moderately abraded.
3. There is paint build-up on the door and window architraves, on the window sash and reveals, and on the base and cap moldings.
4. There is a single light in the upper sash of the southwest window that is cracked.
5. The faux-finish graining on the east door has developed a cloudy haze.

ROOM 203 BEDROOM

1. There is excessive paint build-up at the joints in the moldings of the entablature.
2. There are hairline cracks and uneven plaster on the east wall. The crack patterns are predominantly in a horizontal orientation, approximately six feet above the finished floor.
3. Paint build-up and uneven paint layering on the window and door architraves obscures the molding profiles.
4. Uneven paint layering and build-up on the window muntins obscures the molding profiles. A single light in the upper sash has a small crack. The upper rail of the upper sash has been abraded by the operation of the sash with the sweep sash lock in the closed position.
5. The fireplace mantle moldings are eroded and obscured by paint build-up.

ROOM 204 BATHROOM

1. The ceiling plaster adjacent to the HVAC slot diffuser at the east end of the room is cracked. Mildew is growing on the slot diffuser.
2. A diagonal hairline plaster crack extends upward from the head of the door opening.
3. The painted finish on the plaster wall to the east of the door opening is cracked and pitted.
4. The build-up of paint on the window muntins obscures the molding profiles. The painted finish on the window sash is dirty.
5. The plaster finish on the west wall, behind the toilet, is cracked and uneven.
6. The paint layers on the window and door architraves are uneven; the paint build-up obscures the molding profiles. The moldings are scarred and eroded.

CLOSET 205

1. The painted plaster wall finish beneath the ceiling in the southwest corner of the room is blistered.

ROOM 206 BEDROOM

1. There is hairline cracking in the ceiling plaster, generally running in a north-south direction.
2. There is vertical hairline cracking along the concealed plaster corner beads used at the outside corners of the chimney mass and the outside corner of the walls at the west end of the room.
3. The plaster wall surface surrounding the east window is uneven, with hairline cracks.
4. The painted finish on the door and window architraves is uneven and chipped. The wood moldings are eroded in localized areas.
5. The paint build-up on the window muntins of the east window obscures the molding profiles. The horizontal muntin of the upper sash has been badly splintered by the operation of the sash with the sweep sash lock in the closed position.
6. The paint build-up on the window muntins of the north window obscures the molding profiles; the paint layering is uneven.
7. The painted plaster surround of the fireplace firebox is chipped, and the paint on the brick walls of the firebox is peeling.
8. The paint build-up on the mantle obscures the moldings.

PAVILION VIII

STAIR HALL 207

1. The lower, beaded edge of the stair opening at the second floor level is abraded; the ceiling plaster is chipped, and the wood substrate of the beaded molding is exposed.
2. The painted stair risers are scuffed. The painted finish on the newels and balusters is dirty and built up. The painted finishes at the second floor landing are abraded and peeling.
3. There is hairline cracking in the wall plaster between the first floor transom architrave and the second floor window sill.
4. The wood venetian blinds at the second floor window are dirty.
5. There is paint build-up and uneven paint layering on the second floor window architrave. The caulking at the perimeter of the window architrave has failed. The window sash and architrave are abraded.
6. Six lights in the east door transom are cracked. The transom is missing three segmental muntins. The transom sash is dirty, and the painted finish on the lower rail of the sash has failed.
7. The second floor handrail is abraded.
8. There are hairline plaster cracks on the second floor ceiling, at the east end of the hall and beneath the vaulting at the second floor landing.

ROOM 208 DINING ROOM

1. There is horizontal hairline plaster cracking above the baseboard on the west wall.
2. There is diagonal hairline plaster cracking extending between the south window opening and the ceiling.
3. There is diagonal hairline plaster cracking extending upward from the east window opening.
4. There is vertical hairline plaster cracking that extends along the concealed plaster corner bead at outside corners of the chimney mass.
5. Much of the wood flooring is obscured by an area rug.
6. A single light in the lower sash of the south window is cracked. The paint build-up on the window sash and muntins is uneven and obscures the molding profiles. The horizontal muntin of the upper sash has been splintered by the operation of the sash with the sweep sash lock in the closed position.
7. The paint on the east window sash is crazed; the paint build-up on the sash obscures the molding profiles. Abrasion at the upper rail of the upper

sash appears to have been caused by the operation of the sash with the sweep sash lock in the closed position.

8. The paint layers on the window and door architraves are uneven and chipped in localized areas.

ROOM 209 KITCHEN

1. There is hairline plaster cracking on the north, east and south walls. It is most pronounced on the east wall.
2. A single light in the upper window sash is cracked. The painted finish on the window muntins is crazed; the paint build-up on the muntins obscures the molding profiles. The sash are weathered. The horizontal muntin in the upper sash has been splintered by the operation of the sash with the sweep sash lock in the closed position.
3. The paint layers on the door and window architraves are uneven and chipped. Paint build-up obscures the molding profiles.
4. The doors of the kitchen cabinetry are out of alignment.

HALL 210

1. At the west end of the hall, the paint finish on the ceiling is uneven and bubbled; the plaster appears friable.
2. The paint layers on the door architraves are chipped and uneven. The plaster wall finish is uneven where it meets the door architraves.
3. There are hairline plaster cracks on the west wall, south of the door opening.

ROOM 211 PARLOR

1. Paint build-up on the entablature obscures the ornamental details and molding profiles.
2. The plaster on the south wall is uneven, and the paint is cracked. The paint has peeled from the plaster wall surface in isolated locations.
3. There is a cracked light in the upper sash of the southeast window. At the southeast and southwest windows, the muntin profiles are eroded and obscured by paint build-up. The horizontal muntin of the upper sash of the southeast window has been splintered by the operation of the sash with the sweep sash lock in the closed position.
4. Paint build-up obscures the molding profiles of the window and door architraves, the baseboard cap moldings, and the wood mantle.
5. Minor water staining can be seen on the painted brick elevations of the fireplace firebox.

PROBLEMS OF REPAIR

6. There is insignificant paint chipping on the faux-finish grained doors.

HALL 212

1. The paint build-up on the door architraves, the baseboard cap molding, and the paneled door reveals obscures the molding profiles.

2. The painted finish on the faux-finish grained doors is chipped at the perimeter of the doors and at the intersection of the raised panels and the stile-and-rail construction of the doors.

3. The ducted fan-coil unit serving the second floor apartment is located in the attic, and the thermostat for the unit is located at the return air grille in the ceiling of Hall 212. The remote location necessitates a ladder for access and adjustment. The fan-coil unit is approximately thirty years old and at the end of its expected service life.

STAIR HALL 213

1. There are hairline plaster cracks on the ceiling.

2. The wood flooring has insignificant water staining and moderate wear. There are gaps between the floorboards, especially at the south end of the hall, where the gaps are up to 3/8" wide.

3. There is significant paint build-up on the door

and window architraves.

4. There is a cracked light in the upper sash of the west window, adjacent to the sash lock. There is significant paint build-up on the window sash.

5. The faux-finish graining on the north door is chipped along the leading edge of the outer stile, and dirty near the lockset and deadbolt.

6. There is a cracked light in the upper and lower sash of the south window. The paint coatings on the sash are built-up and peeling. The horizontal muntins in the upper sash are abraded.

7. There is significant paint build-up on the base and baseboard cap molding.

STAIR 214

1. There are significant gaps in the wood winders of the stair along the west elevation, up to 1/4" wide.

2. There is significant paint build-up on the window architraves.

3. The paint on the south window architrave and reveal of the west window is cracked and peeling. There is significant paint build-up on the window sash.

4. There is significant paint build-up on the base and baseboard cap molding.

PAVILION VIII

RECOMMENDATIONS

The historic structure report represents the summary of a comprehensive investigation of Pavilion VIII. Measured drawings have been prepared, archival records have been reviewed, the building construction has been surveyed, and existing conditions have been assessed. The collected information establishes a standard against which current and future preservation efforts may be judged. The goal is to ensure the integrity of the building and the preservation of the historic building fabric, while accommodating change to address the needs of a progressive university.

The building is the artifact, and it should be approached from a curatorial perspective. Decisions should be made from a basis of knowledge; work should not proceed without reference to baseline information summarized in the historic structure report. The relative importance of building materials and architectural features should be understood before new building systems are installed or alterations are undertaken.

The pavilion was originally designed to function as residential and classroom space, and following a period of office use in the late twentieth century, the building was returned to a combination of teaching and living space. The use of the building has generally remained consistent with the original intent. Proposed new uses or the accommodation of short term needs must be tempered by an obligation to preserve the building's intrinsic architectural value.

The renovation and restoration of the building, and the design of new building systems, should be entrusted to architects, engineers and craftsmen trained in the conservation of historic materials and the integration of new building systems. Significant damage can be incurred and subsequently concealed through an ignorance of traditional construction. Building alterations and systems must be skillfully designed and constructed to provide for the well-being of the occupants while conforming to stringent building conservation requirements.

Finally, the historic structure report embodies a process of collecting and organizing information. This should be an ongoing process, not a stagnant end product. As additional research and physical investigations are carried out, the historic structure report should be augmented to reflect new information. Similarly, as building changes occur, the report should be amended to record the alterations.

Specific recommendations for physical improvements follow below.

RECOMMENDATIONS

EXTERIOR

1. Portions of Jefferson's ridge-and-furrow wood shingle roofing have been encapsulated within the attic of the 1830s hipped roof at the west end of the building. This roofing should be preserved in place, and protected from damage and disruption. Some degree of evidence remains for at least five generations of roofing at Pavilion VIII. The original ridge-and-furrow roofing remains in place with a later layer of wood shingles and tin-plate ridge flashing, added in an attempt to address roof leaks. A portion of the board sheathing remains in place in the attic for the east slope of the first hipped roof. This roof apparently dates to 1835 and may have been covered with Professor Bonnycastle's patented tin-plate roofing. A large addition was added to the east end of the building between 1853 and 1855 for Professor Maupin. At that time the east slope of the hipped roof was moved further to the east. This would have constituted a fourth generation of roofing. The existing twentieth century painted terne-coated steel roof represents the fifth generation of roofing. Condensation on the reverse face of the metal has caused this roof to rust through near the eaves, and leaks have developed in the sheet metal seams above the built-up perimeter gutter. Since the roof reached its current form with the mid-nineteenth century addition, it is recommended that a new tin-plated stainless steel roof should be installed to replicate the appearance of the roof at that time.
2. The rotted cornice moldings on the north and south elevations of the pavilion should be repaired following the repair or replacement of the leaking metal roof.
3. The painted sheet metal roofing that covers the colonnade to the west of the pavilion requires re-design and replacement. The storm water drainage is ineffective and should be more efficiently routed away from the building. The roof penetrations for the support and bracing of the colonnade railing should be reviewed and a system designed for the effective attachment of the rails that precludes water infiltration.
4. New detailing should be developed to address the intersection of the roof ridge above the student rooms with the window openings in the north and south walls of the pavilion.
5. The excessive build-up of paint coatings should be removed from the two-story columns flanking the west entry, and the cracked parging on the columns should be repaired. A non-abrasive method should be employed to remove the paint from the marble Corinthian capitals.
6. The brick masonry should be cleaned of soiling, biological growth and paint. Care should be taken to preserve the penciled mortar joints and red-stained brickwork on the west elevation. Failed mortar joints should be pointed to match the color, profile and composition of the nineteenth century mortars.
7. Where sealant and caulk have been used as a substitution for pointing, they should be replaced with mortar.

PAVILION VIII

8. Where sealant has been used in excess at sheet metal flashings, it should be removed and reapplied.
9. Chemical paint stripping should be carried out where built-up coatings have obscured wood molding profiles on the exterior of the building. The wood substrate should be properly prepared and painted.
10. Built-up paint coatings should be removed from the windows. Muntin and sash repairs should be made, and the glazing putty replaced. Cracked glass should be replaced where it is found to be unstable, or where there are problems with air infiltration. The sash should be re-hung and weather stripping installed to ensure the proper operation of the windows and to reduce excessive air infiltration. Early moldings and stops should be retained to the greatest extent possible. The deformed window screens should be removed, and new screens installed.
11. Shutter repairs should be undertaken where the stile-and-rail construction is compromised and the shutters are racked. Broken and missing slats should be replaced. Missing shutters should be replaced, except where adjacent building construction prohibits their installation. Broken and missing shutter hardware should be repaired or replaced.
12. Exterior doors should be restored to sound operating condition, repairing the paneling, stile-and-rail construction, and hardware as needed.
13. Window, shutter and door restoration should incorporate traditional Dutchman repairs to the greatest extent possible. Epoxy consolidation should be avoided because of its vulnerability to Ultra Violet light degradation and because of physical properties that do not closely match those of the wood construction.
14. The brick masonry should be pointed where it is eroded and has failed. The pointing should match the color, profile and composition of the early mortars. Spalled brick should be replaced with brick to match the adjacent sound brick.
15. Where settlement has occurred at the northeast corner of the pavilion, the pointing should be replaced, and the concrete deck of the east porch should be repaired. The masonry repairs should be monitored for the re-development of cracks that would indicate continued movement of the masonry.
16. Where differential settlement has occurred in the east porch construction, the open cracks should be filled with mortar, and the concrete deck should be repaired, to prevent continued water infiltration. These repairs should be monitored for the re-development of cracks. If the mortared joints fail, the long term solution will require structural stabilization of the footings of the porch's east piers.
17. Options should be reviewed for universal access to the public spaces on the main floor level of the pavilion. The east porch may provide opportunities for the design of an accessible entrance.

RECOMMENDATIONS

18. Little can be done to effectively address the problems of rising damp short of installing a damp course, an impervious horizontal layer of metal or slate, in the brick wall construction. The concrete slabs at the basement level have exacerbated the problem with rising damp at the interior brick walls; the concrete acts as a moisture barrier, and ground moisture finds an outlet at the relatively porous brick wall construction.

INTERIOR

1. The wood flooring should be repaired, and selected floorboards should be replaced where the heart pine flooring is splintered or where gaps in the floorboards exceed a quarter of an inch.
2. Areas of friable plaster should be repaired once the source of moisture causing the damage has been eliminated. Plaster cracks should be raked out and repaired. The plaster surfaces should be painted to match historic colors identified through paint analysis.
3. Where excessive paint build-up has obscured wood moldings, the finishes should be chemically stripped to reveal the molding profiles, and the moldings should be painted to match historic colors identified through paint analysis.
4. The built-up and chipped finishes on the wood doors should be removed through a combination of chemical and mechanical stripping techniques, preserving the underlying original nineteenth century graining. The early grained finishes on the wood doors should be protected by a barrier coat, followed by new base and finish coats. The coating removal is necessary to prevent the doors from binding in the door frames and to reduce the incidence of paint chipping.
5. Broken nineteenth-century door hardware should be repaired. Locksets and keepers should be aligned for the proper operation of doors. Dutchman repairs to the doors and frames should be undertaken as needed to provide a solid foundation for mounting the hardware. The doors should be adjusted or re-hung as necessary to prevent binding.
6. Window sash and muntin repairs should be undertaken where abrasion and splintered wood have compromised the integrity of the windows. Chemical paint stripping should be completed to reveal the original molding profiles, and the windows should be painted to match historic colors identified through paint analysis.
7. New wood venetian blinds of lightweight construction should be fabricated for the windows. The operating mechanism for the blinds should be designed to function without binding.
8. The stair railings should be repaired and reinforced to withstand institution use. This may be accomplished by the selective replacement of balusters with new painted steel balusters anchored to the stair framing. The profile of the steel balusters should match that of the historic wood balusters.

PAVILION VIII

9. The bathrooms and kitchens should be renovated. The casework and fixtures should be replaced. The thirty year old cabinets and counters are worn. Solid wood casework of a contextual design should be installed to provide modern bathroom and kitchen amenities.
10. More investigation is required to understand the chronological development of the doors at the arched opening connecting rooms 101 and 102, inserted some time after the construction of the pavilion.
11. To restore room 108 to its Jefferson era appearance, the twentieth-century cornice and chair rail should be removed.
12. The Jefferson era six-paneled door should be returned to the opening (No. 1101) connecting the hall (109) and the stair hall (110).

MEP SYSTEMS

1. The existing mechanical systems were designed thirty years ago, and changes in controls and systems technology make it advisable to review the system design. If changes of building use are anticipated, programmatic changes may necessitate modification of the heating and cooling system design.
2. The remote, ceiling-mounted thermostat for the second floor apartment needs to be relocated to a more accessible location. The ducted fan-coil unit serving this apartment is approximately thirty years old and requires replacement.
3. A hardwired fire detection and alarm reporting system should be installed in the building to ensure comprehensive monitoring; the system should communicate with a central reporting facility. Emergency power should be provided for the detection and alarm system, and for emergency egress lighting.
4. A sprinkler fire protection system should be installed in the building. The installation of a limited system, with sprinklers in the attic and mechanical spaces, should be investigated. Every effort should be made to avoid damaging the original first and second floor spaces with the installation of a new fire suppression system.
5. Surface-mounted electrical conduit, junction boxes and devices should be eliminated in the occupied portions of the building. Conduit and wiring mounted on the exterior surfaces of the building should be removed.
6. A structural lintel should be installed above the opening in the south wall of Utility Tunnel B014. The brick masonry above the utility opening is currently not supported.
7. The plumbing fixtures should be reviewed to determine compliance with accessible design standards.
8. The underground storm water drainage system should be tested and repaired to ensure a fully operational system. Abandoned downspout boots should be removed, and root-bound piping should be replaced.

ILLUSTRATION ACKNOWLEDGEMENTS

A Calendar of the Jefferson Papers of the University of Virginia (Jefferson Papers),
Special Collections, University of Virginia Library, pp. 12, 15, 20

Facilities Planning and Construction Department Resource Center Library, 130263,
p. 49; 003931, p. 54; 033926, 033930, p. 58; 033927, p. 59

The Library of Virginia, p. 21

Visual History Collection, Special Collections Department, University of Virginia Library,
prints 00017, p. 8; prints 00001, p. 28; prints 06737, p. 46; prints 06731, p. 47; prints 06673,
p. 48; prints 07163, p. 52; prints 06389, p. 60

Wallpaper Samples Removed From University of Virginia Buildings, undated, RG-
35/3/1.141, Special Collections, University of Virginia Library, p. 100

U.S. Patents not numbered, 1790–1836, microform, reel 3, pp. 187–193, diagram, p. 34

All other drawings and photographs by John G. Waite Associates, Architects PLLC

